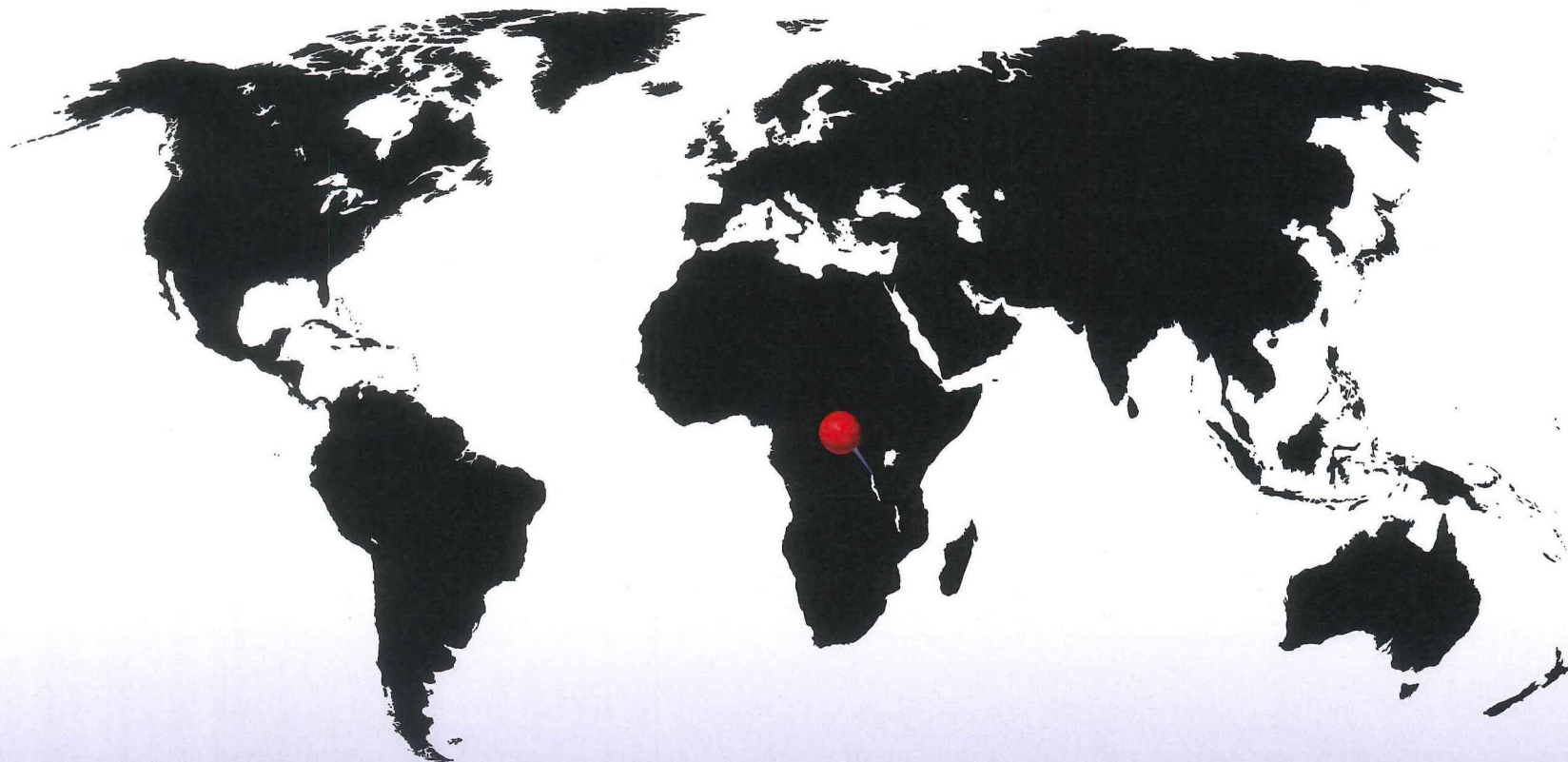


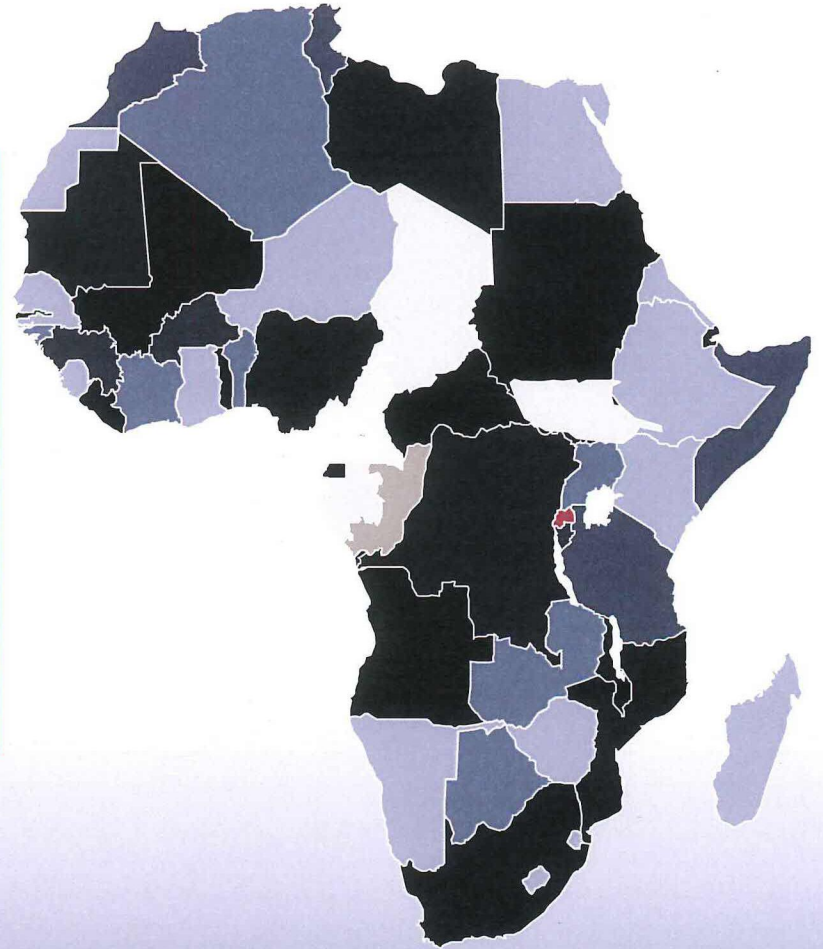
Rwanda- The Land of Thousand Hills



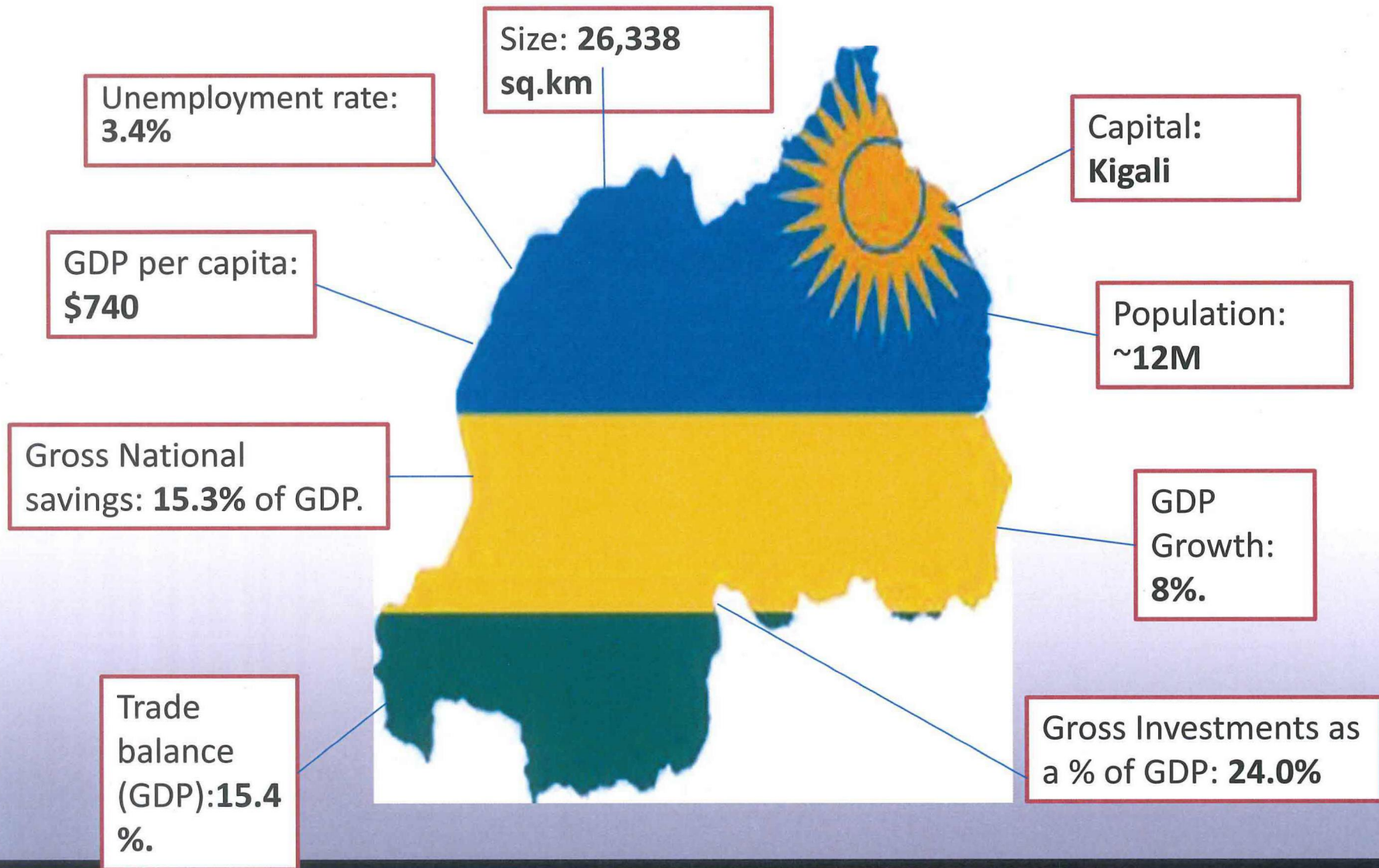
Amb. Mathilde Mukantabana
Ambassador of Rwanda, United States

The Republic Of Rwanda

- A landlocked country located in Central Africa
- Land area - 26,340 sq. km
- About the size of Maryland
- Population – Over 11 million
- Key economic sectors – Coffee, Tea, Tourism, mining and Service Sector,
- National Language-Kinyarwanda
- Official languages - English, French & Kinyarwanda
- Capital - Kigali



RWANDA: VITAL STATISTICS



RWANDA Today

- World Bank Business Doing Report
 - Top performer: listed among the 10 most improved economies in 2015
 - 2nd easiest place to do business in Sub-Saharan Africa
- 1st country in the World to have women outnumber men in parliament (64%)
- Lifted over 1 million people out of poverty over the last 5 years
- One of the few countries in Africa to meet all the Millennium Development Goals (MDG's) by 2015 and hosted SDG Center of Excellence
- the efforts from peacekeeping to peace building
 - Kigali principals
-and much more

Rwanda's Vision: A middle income country by 2020

Following 10 years 8% average growth p.a., ambitious targets have been set to meet middle income status by 2020

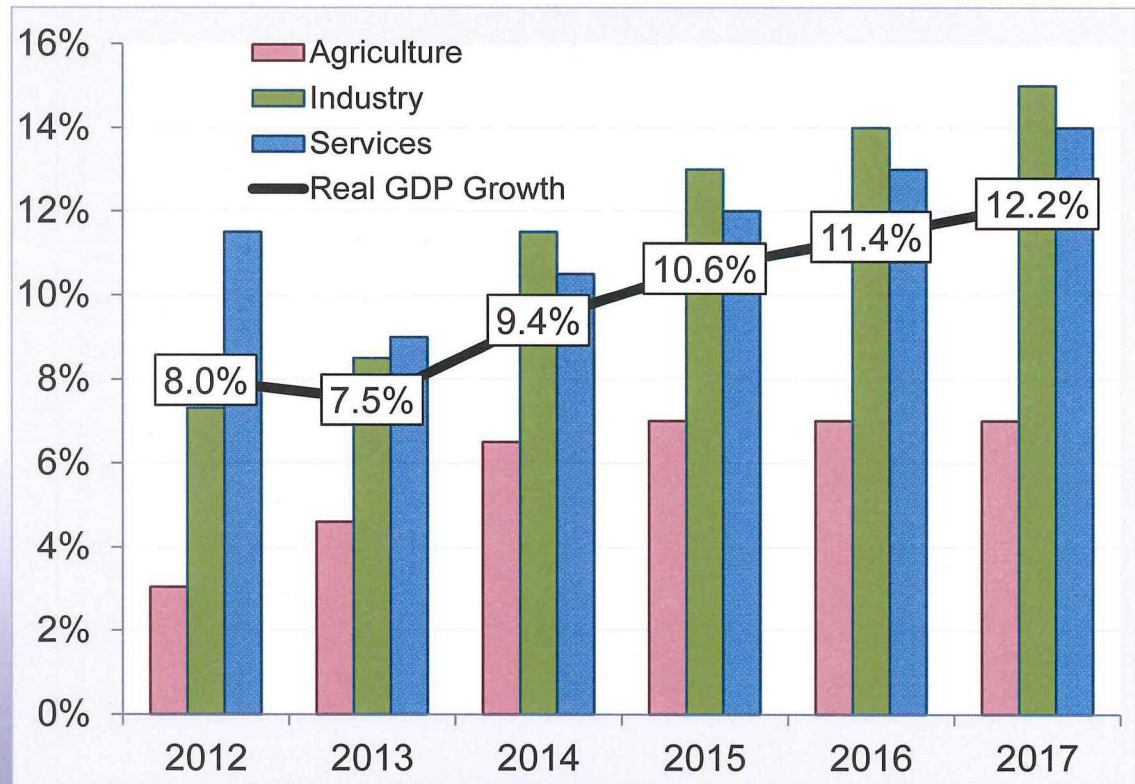
Targets 2013 - 2020

• **GDP growth = 11.5%**

• **Agriculture = 8.5%**

• **Industry = 14.0%**

• **Services = 13.5%**



Overview of US exports and FDI:

- **Rwanda and the US enjoy long-standing commercial ties**
 - The US and Rwanda have a trade and investment framework agreement and a bilateral investment treaty signed in 2008.
 - The US was a substantial investor in Rwanda in 2014, 2015 and 2016 with a number of high value investment projects in education, energy and manufacturing.
 - The U.S. exports to Rwanda in the last 7 years were diverse, including machinery and equipment, pharmaceuticals, medical equipment, worn clothing, and cement.
 - U.S. imports from Rwanda under AGOA and GSP are in handcraft products, handbags, macadamia nuts, and clothing among others.

Rwanda's Export to the U.S. (excluding AGOA & GSP)

- Rwanda's export to the US accounts **US\$ 32million from January to November 2017.**
- Largest exports are coffee accounting 45% of total exports in the same period, followed by tin ores and niobium.
- Rwanda exported various products including plants, seed and plants, vegetables and basketwork (*as shown in next slide: table 2*).
- The annual growth rate since 2011 to 2017 is at 22% or US\$32million in 2017 from US\$ 9million in 2011

Rwanda's Export to the U.S. (excluding AGOA & GSP)


Exports	2011	2012	2013	2014	2015	2016	Jan-Nov 2017
Coffee, not roasted, not decaffeinated	6,810,478	7,017,263	7,445,780	8,204,996	9,651,292	8,976,968	14,931,395
Niobium/tantalum/vanadium ores & concentrates			4,759,366	11,862,334	6,743,705	1,082,939	2,496,266
Plants & parts of plants, incl. seeds & fruits, of a kind used primarily in perfumery/pharmacy/for		2,929,612	3,073,903	1,081,899	2,011,256	2,220,089	823,451
Vegetable saps & extracts (2,028,617	2,663,782					313,954
Parts of goods of 88.01/88.02, n.e.s. in 88.03				3,497,566			
Tungsten ores & concentrates					3,201,385		1,392,690
Trunks, suit-cases, vanity-cases, executive-cases, brief-cases, school satchels, spectacle cases, binocular cases, camera cases,	22,979	1,531,171		40,133	126,589	1,853,490	1,161,542
Parts of goods of heading 88.01 or 88.02.			593	499		1,352,582	
Basketwork, wickerwork & other articles, made directly to shape from vegetable materials	259,875	88,782		263,602	170,425		
Tin ores and concentrates.							8,896,989
Other products	647,905	1,353,315	1,677,901	5,745,956	2,127,320	4,343,595	2,858,687
Grand Total	9,769,855	15,583,925	16,957,543	30,696,986	24,031,972	19,829,664	32,874,975

Source: RRA



Rwanda's Import to the U.S. (2010-2017)

- 42 registered investments in Rwanda from the US (total ownership), totaling **\$357.2 million and creating 3979 jobs.**
- The largest registered investment project was Rwanda University of Global Health Equity in 2015, establishing a world-class health sciences university, to be developed and owned by Partners in Health.
- Investments are in electricity & gas, Manufacturing- agribusiness and education and almost 80% are now being implemented or operational
 - NB: In addition to the fully owned investments, there are also joint venture investments (US with others countries), **totaling \$ 170 million and creating 1,694 jobs.**



National AGOA Strategy:

- Rwanda is at a stage of implementing and **effectively utilizing AGOA Strategies**. This through the need to address logistical, marketing, quality and infrastructure constraints.
- The strategic sectors considered are Agricultural products and food stuffs; Leather and leather products; textiles and apparel; extractive natural resource products; and Home and fashion accessories.
- In addition to regional EAC AGOA Strategy, partner states also developed their AGOA response strategies to take advantage offered by AGOA. There are great signs that more investors and more African countries are taking advantage of trade preferences under AGOA. Examples of countries that are taking advantage of the opportunities offered by AGOA namely the U.S. textile conglomerate Phillips Van Heusen that is investing in a \$1 billion industrial park in Ethiopia

Rwandan Export to the U.S. and Results Under AGOA:

- Exports to the U.S. have increased significantly **in 2015 to \$45.6 million from \$21 million in 2010.**
 - This leap in export value is especially attributed to the categories of coffee, minerals and other manufacturing products. Nevertheless, this amount is small compared with the exports of other African countries to the U.S.
- Although annual exports of most categories of manufactured products are still less than \$300,000, exports of some items such as handbags, baskets, fashion accessories and apparel products



Africa –Regional Integration

▶ COMESA

- GDP – US\$ 550 Billion
- Population – 390 Million

▶ EAC

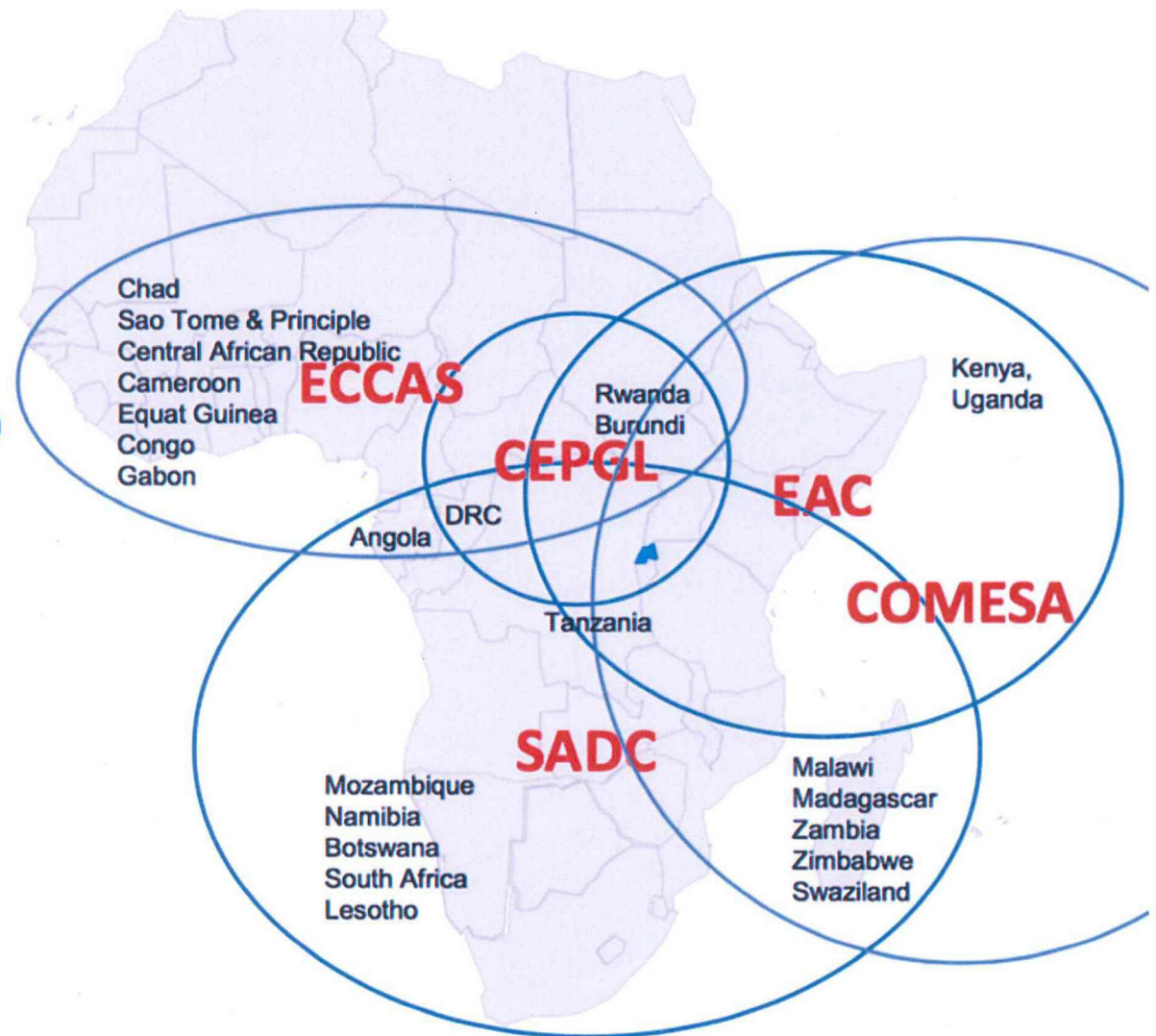
- GDP – US\$ 110 Billion
- Population – 143 Million

▶ TFTA (SADC – EAC – COMESA)

- GDP – US\$ 1.2 Trillion
- Population – 600 Million

▶ ECCAS

- GDP – US\$ 170 Billion
- Population – 121 Million



RWANDA –Regional Integration

- Rwanda is performing strongly in the dimensions of:
 - Free movement of persons and financial integration
 - Macroeconomic policy convergence
 - Moderately performing in trade integration, productive integration and infrastructure.
- **Challenges**
 - Landlocked nature of the countries, (i.e. distance from its major ports (Mombasa and Dar Es Selam)
 - Low, rapidly rising, per capita incomes. In terms of specific policy measures that could boost its performance
- Further Improvements
 - Continuing efforts to upgrade it's the internet infrastructure,
 - Review policy framework to provide greater incentives for Rwandan firms to integrate into regional value-chains.

Thank you

