

**U.S. IMPORTS OF TEXTILES AND
APPAREL UNDER THE
MULTIFIBER ARRANGEMENT:
STATISTICAL REPORT
THROUGH 1988**



USITC PUBLICATION 2200

JUNE 1989

**United States International Trade Commission
Washington, DC 20436**

UNITED STATES INTERNATIONAL TRADE COMMISSION

COMMISSIONERS

Anne E. Brunsdale, Chairman
Ronald A. Cass, Vice Chairman
Alfred E. Eckes
Seeley G. Lodwick
David B. Rohr
Don E. Newquist

Office of Industries
Vern Simpson, Acting Director

Textiles, Leather Products, and Apparel Division
David Konkel, Chief

This report was prepared principally by

Peggy J. MacKnight,
Larry Butler,
Mary Elizabeth Enfield,
and Elaine T. Freeman

Address all communications to
Kenneth R. Mason, Secretary to the Commission
United States International Trade Commission
Washington, DC 20436


FOREWORD

This publication contains the annual update of statistics originally provided in the Commission's report on The Multifiber Arrangement, 1973 to 1980, USITC Publication 1131, published in March 1981.

During 1988 the United States had negotiated bilateral agreements with 43 countries to control imports of textiles and apparel (table 1). In addition, special "quota exemption" agreements were in effect with two U.S. possessions (Guam and the Northern Mariana Islands). Data on U.S. imports of textiles and apparel from these and other selected countries are presented in this report for 1986-88. The data are arrayed by country and shown in terms of the cotton, wool, and manmade-fiber categories, as revised in 1988, used in administering the U.S. trade agreements program under the Multifiber Arrangement (MFA). For purposes of comparison, data for 1986 and 1987 are also shown in terms of the quota categories as revised in January 1988. Data on imports of silk blend, ramie, and linen textiles and apparel, which were added to the MFA effective August 1, 1986, are provided for August-December 1986 and the full years 1987 and 1988.

The MFA is an international agreement established under the auspices of the General Agreement on Tariffs and Trade (GATT). It provides the framework for the negotiation of bilateral agreements between importing and exporting countries, or for unilateral action by importing countries in the absence of an agreement, to control textile and apparel trade among its signatories and prevent market disruption. Detailed information on the history and administration of the MFA, in effect since 1974, may be found in The Multifiber Arrangement, 1980-84, USITC Publication 1693, published in May 1985.

On July 31, 1986, negotiators from most major textile-importing and -exporting countries agreed to a Protocol extending the MFA, for a third time, through July 31, 1991. This Protocol of extension expands the fiber coverage of the MFA to include textiles and apparel not only of cotton, wool, and manmade fibers, but also of previously uncontrolled silk blends and vegetable fibers. However, it excludes from quotas historically traded textiles such as bags, sacks, luggage, carpetbacking, mats, and carpets of fibers such as jute, coir, sisal, abaca, maguey, and henequen. The Protocol also authorizes extension of unilaterally imposed quotas for a second year, provides for cutbacks in highly underused quotas and their subsequent reinstatement if needed, and establishes a mechanism for charging illegally transshipped merchandise to quotas of the true country of origin.



HIGHLIGHTS

U.S. imports.--U.S. imports of textiles and apparel covered by the MFA declined during 1988, decreasing by 6 percent in quantity and by less than 1 percent in value, to 12.9 billion square yard equivalents (SYE), valued at \$23.4 billion (table 9). The decline represents the first decrease in imports in 9 years and follows average annual growth of 14 percent during 1980-87. Much of the 1988 decrease was accounted for by a decline in cotton imports, following a large increase in cotton imports during 1987. The average value per SYE of the imports rose by 6 percent during the year, in part because of a continuing shift to higher value products.

U.S. imports by sources.--The decrease in total textile and apparel imports in 1988 reflected a decline in the quantity of shipments from each of the four largest suppliers--Hong Kong, Taiwan, the Republic of Korea, and China. Imports from these sources together decreased by 11 percent in quantity, to 5.3 billion SYE, valued at \$11.2 billion. The four sources accounted for 41 percent of the quantity and 48 percent of the value of total imports of MFA-controlled products in 1988, down by approximately 2 percentage points from their 1987 levels. Imports from several other major suppliers also declined in 1988. Imports from Italy declined by 24 percent, contributing to a decline in imports from the European Community of 10 percent, to 1.3 billion SYE, valued at \$2.7 billion. Imports from Japan decreased by 28 percent, to 430 million SYE, valued at \$755 million. In contrast, imports from the Caribbean Basin continued to increase significantly, rising by 21 percent, to 853 million SYE, valued at \$1.5 billion. (tables 9 and 10)

U.S. imports by products.--Imports of both yarn and fabric declined in 1988, decreasing by 13 to 14 percent, to 1.6 billion and 2.8 billion SYE, respectively (table 3). Apparel declined by 1 percent, to just under 6.0 billion SYE, but remained the largest import segment. Imports of other textiles, consisting of home furnishings, such as carpet, bedding, and towels, and other made-up and miscellaneous textiles, increased by 3 percent, to 2.0 billion SYE. On a fiber basis, imports of silk blend, linen, and ramie products showed the largest relative decline, decreasing by 25 percent, to 471 million SYE (\$1.3 billion). Imports of cotton products declined by 10 percent, to 5.3 billion SYE (\$9.6 billion), imports of manmade-fiber products, the largest category, decreased by 2 percent to 6.8 billion SYE (\$10.1 billion), and imports of wool products declined by 7 percent, to 235 million SYE (\$2.4 billion) (tables 11-14).

Bilateral agreements.--During 1988, the United States had bilateral import restraint agreements with 43 countries (table 1). Agreements with the major suppliers included aggregate limits on all textile and apparel imports covering of 146 quota categories.

Apparent U.S. consumption.--Apparent U.S. consumption of cotton, wool, and manmade-fiber textiles and apparel in 1988 decreased by 4 percent from that in 1987 to 15.9 billion pounds (table 2). Imports' share of the U.S. market, in terms of pounds, decreased for the first time in 9 years, declining by 1 percentage point to 26 percent.

CONTENTS

	<u>Page</u>
Foreword.....	i
Highlights.....	iii

Section A. Overview data

Tables

1. U.S. bilateral textile agreements or quotas in effect during 1988..	A- 1
2. Cotton, wool, and manmade fibers consumed in textiles: U.S. mill consumption, exports, imports, and apparent consumption, 1978-88.....	A- 4
3. Cotton, wool, and manmade-fiber textiles: U.S. imports, by types and by fibers, 1978-88.....	A- 5
4. Cotton or manmade-fiber textiles: U.S. general imports, in terms of category units of quantity, by MFA categories, 1986-88.....	A- 7
5. Cotton textiles: U.S. general imports, in terms of category units of quantity, by MFA categories, 1986-88.....	A- 9
6. Wool textiles: U.S. general imports, in terms of category units of quantity, by MFA categories, 1986-88.....	A-10
7. Manmade-fiber textiles: U.S. general imports, in terms of category units of quantity, by MFA categories, 1986-88.....	A-11
8. Silk blend, linen, and ramie textiles: U.S. general imports, in terms of category units of quantity, by MFA categories, 1986-88..	A-13
9. U.S. general imports by leading suppliers and by products covered by the MFA, 1984-88.....	A-16
10. All textile categories: U.S. general imports by areas and by leading suppliers, 1984-88.....	A-17
11. Cotton textiles: U.S. general imports by areas and by leading suppliers, 1984-88.....	A-18
12. Wool textiles: U.S. general imports by areas and by leading suppliers, 1984-88.....	A-20
13. Manmade-fiber textiles: U.S. general imports by areas and by leading suppliers, 1984-88.....	A-22
14. Silk blend, linen, and ramie textiles: U.S. general imports by areas and by leading suppliers, 1987-88.....	A-24

Figures

1. U.S. imports of cotton, wool, and manmade-fiber textiles, by quantity 1978-88.....	A- 3
2. U.S. imports of cotton, wool, and manmade-fiber textiles, by fiber and by value, 1984-88.....	A- 6
3. U.S. imports of cotton, wool, and manmade-fiber textiles, by fiber and by quantity, 1984-88.....	A- 7

CONTENTS

	<u>Page</u>
Figures--continued	
4. U.S. imports of textiles, by fibers (by value), 1988.....	A-14
5. U.S. imports of cotton, wool, manmade-fiber, silk blend, linen, and ramie textiles, by specified countries and country groups (by value), 1988.....	A-15
6. U.S. imports of cotton textiles by leading suppliers, 1984-88.....	A-19
7. U.S. imports of wool textiles by leading suppliers, 1984-88.....	A-21
8. U.S. imports of manmade-fiber textiles by leading suppliers, 1984-88.....	A-23
9. U.S. imports of silk blend, linen, and ramie textiles by leading suppliers, 1988.....	A-25
Section B. U.S. general imports from selected country groups, by MFA categories, 1986-88	
Tables:	
All countries.....	B- 1
Caribbean Basin.....	B- 4
European Community.....	B- 7
Section C. U.S. general imports from selected countries, by MFA categories, 1986-88	
Tables:	
Argentina.....	C- 1
Australia.....	C- 3
Austria.....	C- 6
Bangladesh.....	C- 9
Belgium.....	C-11
Brazil.....	C-14
Bulgaria.....	C-17
Burma.....	C-18
Canada.....	C-19
Chile.....	C-22
China.....	C-24
Colombia.....	C-27
Costa Rica.....	C-29
Czechoslovakia.....	C-31
Denmark.....	C-33
Dominican Republic.....	C-36
East Germany.....	C-37
Egypt.....	C-39
El Salvador.....	C-41
Finland.....	C-43
France.....	C-46
Greece.....	C-49

CONTENTS

	<u>Page</u>
Tables--continued	
Guatemala.....	C-51
Haiti.....	C-53
Honduras.....	C-55
Hong Kong.....	C-57
Hungary.....	C-60
India.....	C-62
Indonesia.....	C-65
Ireland.....	C-68
Israel.....	C-71
Italy.....	C-74
Jamaica.....	C-77
Japan.....	C-79
Korea.....	C-82
Macau.....	C-85
Malaysia.....	C-87
Maldives.....	C-88
Mauritius.....	C-89
Mexico.....	C-91
Nepal.....	C-94
Netherlands.....	C-96
New Zealand.....	C-99
Pakistan.....	C-101
Panama.....	C-104
Peru.....	C-106
Philippines.....	C-108
Poland.....	C-111
Portugal.....	C-113
Romania.....	C-116
Singapore.....	C-118
Spain.....	C-121
Sri Lanka.....	C-124
Switzerland.....	C-126
Taiwan.....	C-129
Thailand.....	C-132
Trinidad and Tobago.....	C-135
Turkey.....	C-136
United Arab Emirates.....	C-139
United Kingdom.....	C-140
Uruguay.....	C-143
U.S.S.R.....	C-145
West Germany.....	C-146
Yugoslavia.....	C-149

SECTION A
OVERVIEW DATA

Table 1
U.S. bilateral textile agreements or quotas in effect during 1988

Country	Effective dates
Bangladesh*	02/01/86 - 01/31/90
Brazil*	04/01/88 - 03/31/92
Bulgaria..... 1/	05/01/86 - 04/30/89
Burma.....	01/01/87 - 12/31/90
China*	01/01/88 - 12/31/91
Colombia*	04/01/87 - 03/31/90
Costa Rica*..... 2/	06/01/87 - 12/31/88
Czechoslovakia*.....	06/01/86 - 05/31/92
Dominican Republic*.....	06/01/88 - 05/31/92
East Germany.....	01/01/87 - 12/31/89
Egypt*.....	01/01/87 - 12/31/89
El Salvador*.....	01/01/87 - 12/31/89
Guam..... 3/	11/01/86 - 10/31/89
Guatemala*.....	01/01/85 - 12/31/88
Haiti**.....	01/01/87 - 12/31/89
Hong Kong*.....	01/01/86 - 12/31/91
Hungary*.....	10/01/82 - 12/31/91
India*.....	01/01/87 - 12/31/91
Indonesia*.....	07/01/85 - 06/30/92
Jamaica*.....	09/01/86 - 12/31/92
Japan*.....	01/01/86 - 12/31/89
Korea*.....	01/01/86 - 12/31/89
Macau*.....	01/01/84 - 12/31/91
Malaysia*.....	01/01/85 - 12/31/91
Maldives**..... 1/	09/29/85 - 09/28/88
Mauritius.....	10/01/84 - 09/30/90
Mexico*.....	01/01/88 - 12/31/91
Nepal.....	10/01/85 - 12/31/90
Northern Mariana Islands.... 3/	11/01/86 - 10/31/89
Pakistan*.....	01/01/87 - 12/31/91
Panama**.....	04/01/87 - 03/31/90
Peru*.....	05/01/84 - 12/31/91
Philippines*.....	01/01/87 - 12/31/91
Poland*.....	01/01/85 - 12/31/89
Romania*..... 4/	01/01/88 - 12/31/89
..... 5/	01/01/85 - 12/31/89
Singapore*.....	01/01/86 - 12/31/90
South Africa.....	6/
Soviet Union.....	08/01/87 - 12/31/88
Sri Lanka*.....	06/01/88 - 06/30/92
Taiwan.....	01/01/86 - 12/31/89
Thailand*..... 7/	01/01/83 - 12/31/88
Trinidad and Tobago.....	10/01/86 - 12/31/89
Turkey*.....	07/01/88 - 06/30/91
United Arab Emirates..... 8/	06/27/88 - 06/26/89
Uruguay*.....	07/01/87 - 06/30/91
Yugoslavia*.....	01/01/87 - 12/31/89

See footnotes on the following page.

*Signatory to the MFA Protocol that went into effect on 08/01/86.

**Signatory to the MFA Protocol that expired on 07/31/86, but had not signed the new MFA Protocol, as of 12/15/88.

- 1/ The United States did not schedule negotiations to renew this agreement at its expiration.
- 2/ A new agreement that is scheduled to expire 05/31/92 has been signed with Costa Rica.
- 3/ The agreements with these U.S. possessions provide for "quota exemptions" for sweaters classified as products of foreign countries, but assembled in the possessions. Quota-free entry will be allowed for a specified number of sweaters from Guam and the Northern Mariana Islands provided that at least 40 percent of the workers involved in the assembly were citizens or nationals of the Marshall Islands, the Federated States of Micronesia, the Republic of Palau, or the United States. The quota for the Northern Marianas may be increased if at least 50 percent of the workers were the described persons or may be decreased if less than 40 percent of the workers were such persons. Imports from Guam and the Northern Marianas in excess of the specified amounts will be charged to quotas established for the country of origin, usually the country where the sweater parts were knitted.
- 4/ The agreement for this period covers cotton textiles.
- 5/ The agreement for this period covers wool and manmade-fiber textiles.
- 6/ The agreement with South Africa, scheduled to be in effect for the period 09/01/85 - 08/31/88, was made inoperative by the Anti-Apartheid Act of 1986, which prohibits imports from there of textiles and certain other products.
- 7/ Several unilateral restraints have been placed on imports from Thailand that were covered by the three agreements that expired on 12/31/88. No new agreement had been signed as of 06/01/89.
- 8/ The quotas on imports from the United Arab Emirates were unilaterally imposed pending negotiation of a bilateral agreement. A memorandum of understanding establishing an agreement effective 01/01/89-12/31/91 was signed on 03/14/89.

Source: U.S. Department of State, Bureau of Economic and Business Affairs, Textiles Division, and U.S. Department of Commerce, International Trade Administration, Office of Textiles and Apparel.

Figure 1
U.S. imports of cotton, wool, and manmade-fiber textiles, by quantity, 1978-88

*Millions of equivalent
square yards*

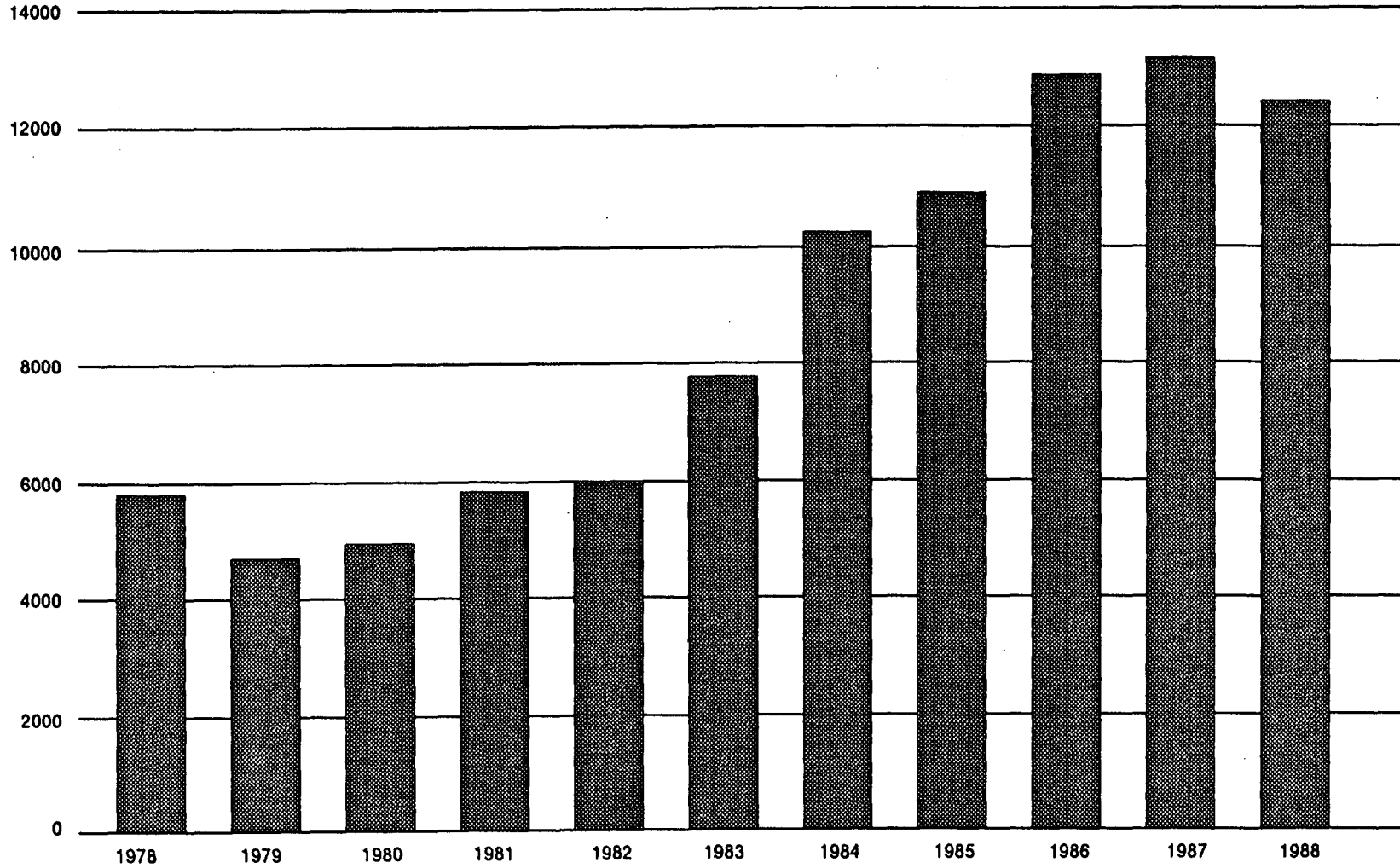


Table 2

Cotton, wool, and manmade fibers consumed in textiles: U.S. mill consumption, exports, imports, and apparent consumption, 1978-88

Year	Mill consumption				Exports				Imports				Apparent consumption				Ratio of imports to consumption (total) Percent
	Cotton	Wool	Manmade fiber 1/	Total	Cotton	Wool	Manmade fiber	Total	Cotton	Wool	Manmade fiber	Total	Cotton	Wool	Manmade fiber	Total	
Million pounds																	
1978.....	3,041	115	9,235	12,391	356	13	442	811	845	129	643	1,617	3,530	231	9,436	13,197	12.3
1979.....	3,077	111	9,585	12,773	478	15	597	1,090	746	110	525	1,381	3,345	206	9,513	13,064	10.6
1980.....	3,033	123	8,734	11,890	523	24	772	1,319	811	103	541	1,455	3,321	202	8,503	12,026	12.1
1981.....	2,716	138	8,694	11,548	367	12	638	1,017	962	114	639	1,715	3,311	240	8,695	12,246	14.0
1982.....	2,488	116	6,775	9,379	253	12	439	704	897	112	698	1,707	3,132	216	7,034	10,382	16.4
1983.....	2,808	138	8,173	11,119	220	21	460	701	1,121	150	889	2,160	3,709	267	8,602	12,578	17.1
1984.....	2,716	142	7,966	10,824	206	19	488	706	1,447	210	1,115	2,772	3,957	340	8,593	12,890	22.8
1985.....	2,813	117	8,226	11,156	213	18	449	680	1,604	265	1,334	3,203	4,204	364	9,111	13,679	23.4
1986.....	3,256	137	8,652	12,045	270	16	506	793	1,885	272	1,684	3,841	4,871	393	9,830	15,093	25.4
1987.2/.....	3,784	143	9,047	12,974	298	23	592	913	2,336	276	1,805	4,417	5,822	396	10,260	16,478	27.0
1988.....	3,482	144	9,215	12,841	330	31	685	1,046	2,119	242	1,736	4,097	5,271	355	10,266	15,892	26.0

1/ Beginning in 1982, consumption of non-textile glass fiber (such as that used in insulation and other building materials) is not included. The quantity of such fiber has been sharply increasing in recent years, amounting to about 1.0 billion pounds per year.

2/ Revised

Source: Compiled from official statistics of the U.S. Department of Agriculture.

Note.—Because of rounding, figures may not add to the totals shown.

Table 3

Cotton, wool, and manmade-fiber textiles: U.S. imports, by types and by fibers, 1978-88

(In millions of equivalent square yards)

Year	Yarns				Fabrics				Apparel	
	Cotton	Wool	Manmade fiber	Total	Cotton	Wool	Manmade fiber	Total	Cotton	Wool
1978.....	122	10	841	973	921	26	514	1,464	942	98
1979.....	49	6	384	439	696	21	399	1,116	935	84
1980.....	75	7	298	380	714	18	485	1,217	1,004	94
1981.....	95	9	340	444	1,079	24	603	1,706	1,121	92
1982.....	110	15	370	495	831	27	620	1,478	1,189	94
1983.....	165	16	686	867	1,066	33	770	1,869	1,392	122
1984.....	218	32	1,029	1,279	1,529	50	979	2,558	1,733	158
1985.....	222	26	1,073	1,321	1,381	48	1,072	2,501	1,921	167
1986.....	440	25	1,434	1,899	1,763	42	1,654	3,459	2,220	181
1987.....	528	28	1,300	1,856	1,961	44	1,275	3,280	2,528	163
1988.....	368	25	1,198	1,591	1,431	43	1,368	2,842	2,582	152
	Apparel--Con.		Made-up and miscellaneous textiles				Total			
	Manmade fiber		Cotton		Wool		Manmade fiber		Total	
	fiber	Total	Cotton	Wool	fiber	Total	Cotton	Wool	fiber	Total
1978.....	1,866	2,906	229	11	158	398	2,214	144	3,379	5,738
1979.....	1,653	2,672	214	11	188	413	1,894	122	2,624	4,640
1980.....	1,787	2,885	216	10	177	403	2,009	129	2,747	4,885
1981.....	1,924	3,137	280	12	186	478	2,575	137	3,053	5,765
1982.....	2,099	3,382	317	10	252	579	2,447	146	3,342	5,934
1983.....	2,362	3,876	376	13	703	1,092	3,000	184	4,522	7,706
1984.....	2,826	4,717	580	19	1/ 1,011	1,610	4,060	259	5,846	10,164
1985.....	3,029	5,117	727	21	1/ 1,145	1,892	4,251	262	6,318	10,832
1986 2/.....	3,402	5,803	785	21	1/ 860	1,666	5,208	268	7,350	12,827
1987 2/.....	3,363	6,054	867	19	1/ 1,030	1,916	5,869	253	7,012	13,107
1988.....	3,238	5,972	920	15	1/ 1,038	1,973	5,302	235	6,842	12,379

1/ Includes flat goods, handbags, and luggage of manmade fibers.

2/ Revised.

Source: Compiled from official statistics of the U.S. Department of Commerce.

Note.—Because of rounding, figures may not add to the totals shown.

Figure 2
U.S. imports of cotton, wool, and manmade-fiber textiles, by fiber and by value, 1984-88

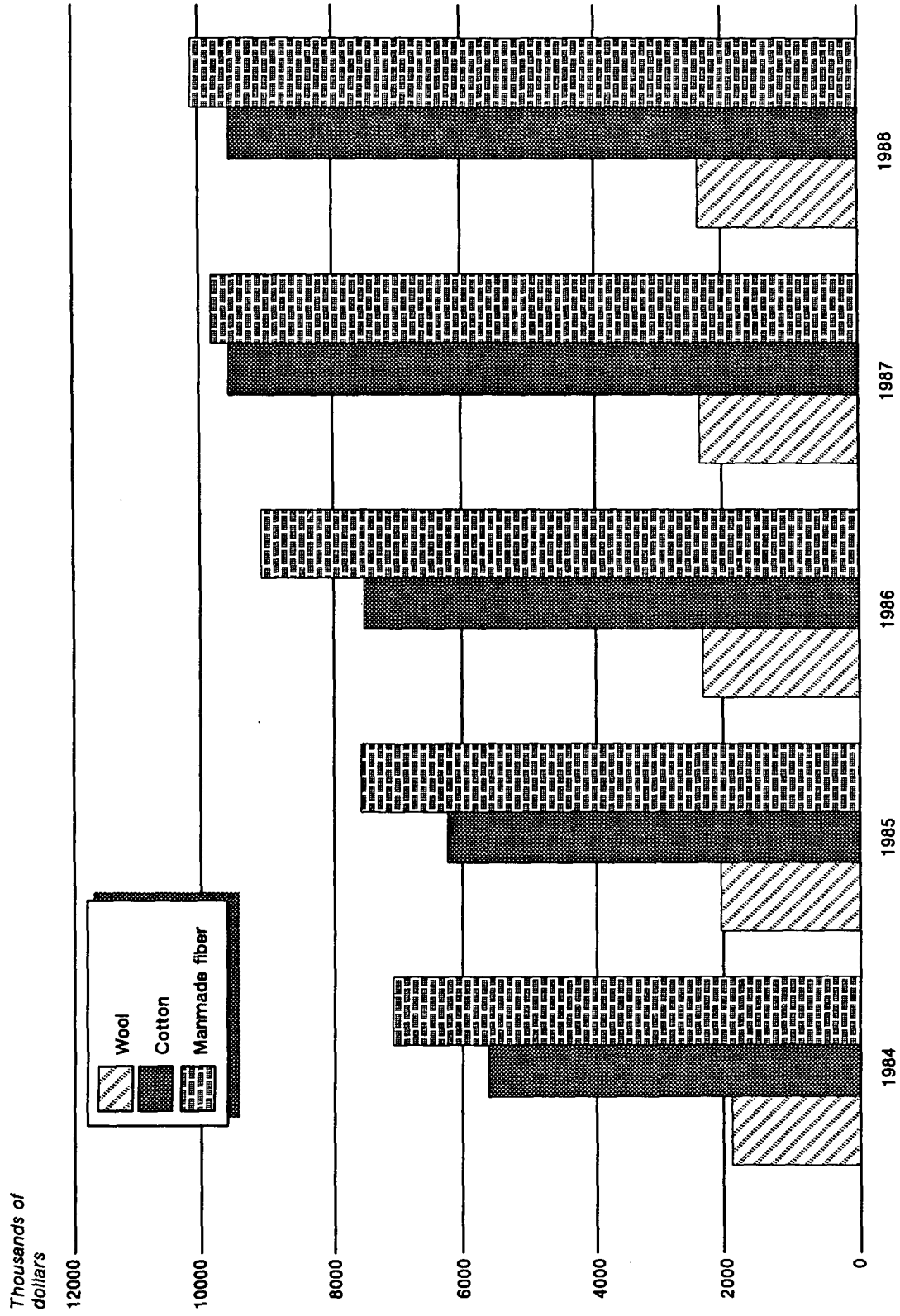


Figure 3
U.S. Imports of cotton, wool, and manmade-fiber textiles, by fiber and by quantity, 1984-88

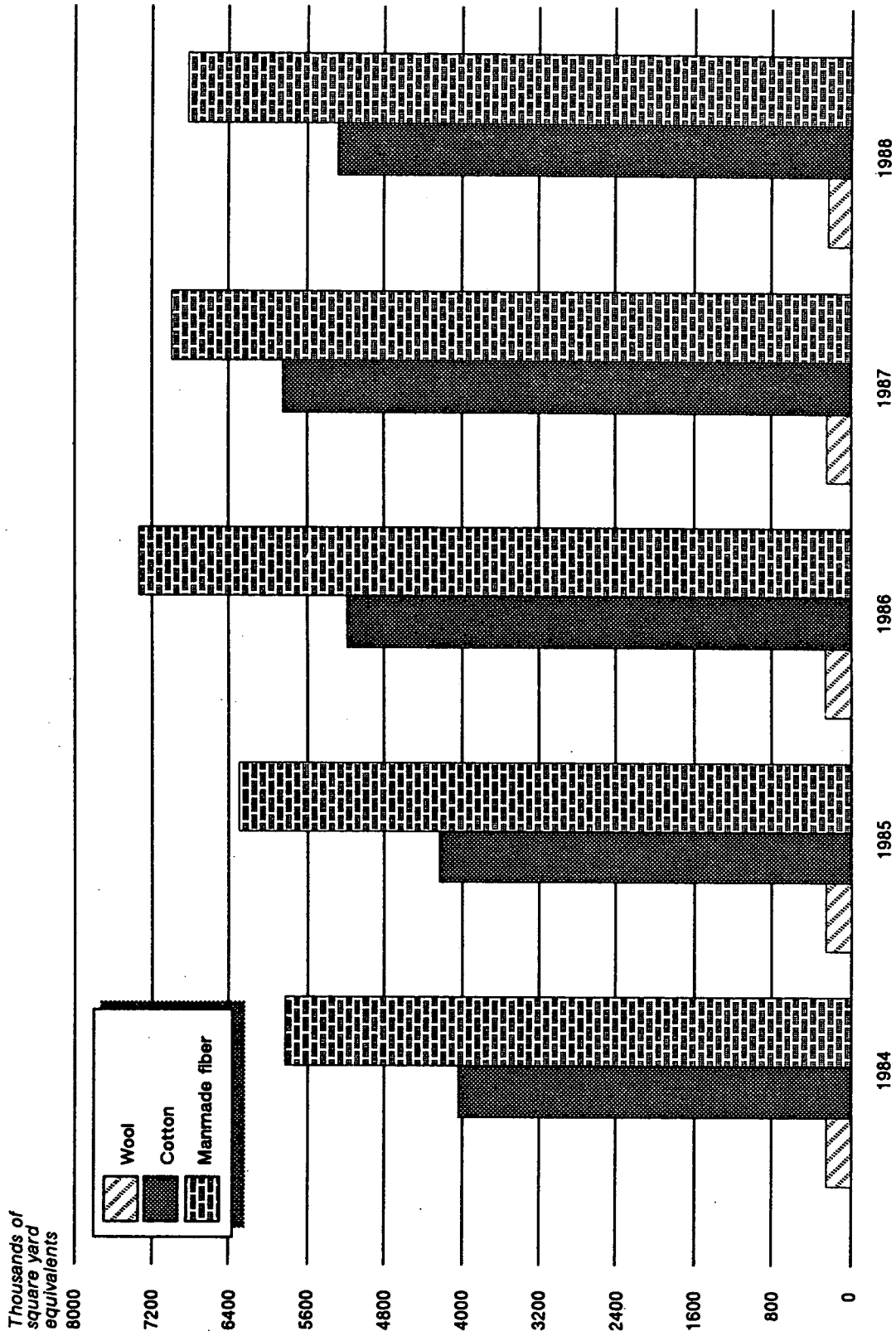


Table 4

Cotton or manmade-fiber textiles: U.S. general imports, in terms of category units of quantity, by MFA categories, 1986-88

Category	Description	1986	1987	1988
200	Yarn for retail sale and sewing thread.....1,000 lbs..	15,232	10,901	9,708
201	Specialty yarns.....do.....	13,903	15,185	12,929
218	Fabrics of yarn of different colors.....1,000 sq yds..	101,075	96,323	73,428
219	Duck fabric.....do.....	88,470	130,125	110,093
220	Fabric of special weave.....do.....	107,889	108,553	89,889
222	Knit fabric.....1,000 lbs..	10,502	12,870	15,047
223	Non-woven fabrics.....do.....	37,052	8,524	10,652
224	Pile & tufted fabrics.....1,000 sq yds..	14,369	14,442	14,816
225	Blue denim fabrics.....do.....	15,041	38,807	25,866
226	Cheesecloth, batistes, lawns, voiles.....do.....	84,872	51,195	59,604
227	Oxford cloth.....do.....	11,442	9,161	6,914
229	Special purpose fabric.....1,000 lbs..	43,557	59,180	72,508
239	Babies' garments and clothing accessories.....do.....	23,150	25,270	25,388

Source: Compiled from official statistics of the U.S. Department of Commerce.

Table 5

Cotton textiles: U.S. general imports, in terms of category units of quantity, by MFA categories, 1986-88

Category	Description	1986	1987	1988
300	Carded yarn.....1,000 lbs..	54,220	88,911	47,630
301	Combed yarn.....do....	39,267	23,954	30,294
313	Sheeting.....1,000 sq yds..	455,185	594,041	347,068
314	Poplin and broadcloth.....do....	277,732	236,831	192,227
315	Printcloth.....do....	410,376	373,687	223,032
317	Twills.....do....	154,033	198,101	144,964
326	Sateens.....do....	53,602	57,862	54,175
330	Handkerchiefs.....1,000 dozen..	3,822	4,329	4,760
331	Gloves.....1,000 doz prs..	15,730	17,151	19,461
332	Hosiery.....do....	1,502	1,010	1,375
333	Suit-type coats, men's and boys'.....1,000 dozen..	281	179	124
334	Other coats, men's and boys'.....do....	1,453	1,767	1,810
335	Coats, women's, girls', and infants'.....do....	2,340	2,588	2,107
336	Dresses.....do....	1,740	2,110	2,334
337	Playsuits.....do....	3,462	3,155	3,023
338	Knit shirts, men's and boys'.....do....	11,969	14,419	13,925
339	Knit shirts and blouses, women's, girls', and infants'.....do....	13,569	16,740	17,907
340	Shirts, not knit, men's and boys'.....do....	11,906	13,960	14,339
341	Blouses, not knit, women's, girls', and infants'.....do....	13,339	13,685	11,233
342	Skirts.....do....	3,204	5,254	4,237
345	Sweaters.....do....	2,027	2,128	2,033
347	Trousers, men's and boys'.....do....	10,330	13,374	13,924
348	Trousers, women's, girls', and infants'.....do....	15,184	15,758	17,052
349	Brassieres.....do....	737	625	554
350	Dressing gowns.....do....	782	782	817
351	Nightwear.....do....	2,901	2,824	3,042
352	Underwear.....do....	11,446	13,754	17,466
353	Down filled coats, men's and boys'.....do....	46	66	77
354	Down filled coats, women's, girls', and infants'.....do....	46	80	67
359	Other apparel.....1,000 lbs..	44,537	55,125	57,602
360	Pillowcases.....1,000 numbers..	13,823	12,880	12,477
361	Sheets.....do....	12,346	12,636	12,849
362	Bedspreads and quilts.....do....	1,651	1,592	2,472
363	Terry and other pile towels.....do....	129,493	132,411	138,358
369	Other manufactures.....1,000 lbs..	134,140	151,597	160,989

Source: Compiled from official statistics of the U.S. Department of Commerce.

Table 6
Wool textiles: U.S. general imports, in terms of category units of quantity, by MFA categories, 1986-88

Category	Description	1986	1987	1988
400	Wool yarn.....1,000 lbs..	12,725	14,007	12,519
410	Woven fabrics.....1,000 sq yds..	34,208	36,592	37,161
414	Other wool fabrics.....1,000 lbs..	4,975	4,695	4,058
431	Gloves and mittens.....1,000 doz prs..	530	540	348
432	Hosiery.....do....	280	275	265
433	Suit-type coats, men's and boys'.....1,000 doz..	172	163	166
434	Other coats, men's and boys'.....do....	184	162	128
435	Coats, women's, girls', and infants'.....do....	467	425	403
436	Dresses.....do....	194	134	116
438	Knit shirts and blouses.....do....	841	736	762
440	Shirts and blouses, not knit.....do....	256	216	193
442	Skirts.....do....	699	499	392
443	Suits, men's and boys'.....do....	192	224	217
444	Suits, women's, girls', and infants'.....do....	128	110	75
445	Sweaters, men's and boys'.....do....	1,532	1,358	1,031
446	Sweaters, women's, girls', and infants'.....do....	1,939	1,827	1,871
447	Trousers, men's and boys'.....do....	332	344	394
448	Trousers, women's, girls', and infants'.....do....	371	291	336
459	Other apparel.....1,000 lbs..	7,565	7,145	7,239
464	Blankets.....do....	578	475	485
465	Floor coverings.....1,000 sq ft..	163,343	138,849	109,696
469	Other manufactures.....1,000 lbs..	1,885	2,306	1,675

Source: Compiled from official statistics of the U.S. Department of Commerce.

Table 7
 Manmade-fiber textiles: U.S. general imports, in terms of category units of quantity, by MFA categories, 1986-88

Category	Description	1986	1987	1988
600	Textured filament yarn1,000 lbs..	84,050	73,486	64,891
603	Yarn 85% artificial stapledo....	1,882	1,542	816
604	Yarn 85% synthetic stapledo....	48,233	38,545	22,946
606	Non-textured filament.....do....	72,390	64,026	66,461
607	Other staple fiber yarn.....1,000 sq yds..	15,014	28,190	22,309
611	Woven fabric containing 85% art staple.....do....	73,458	53,275	63,338
613	Sheetingdo....	35,136	22,113	26,371
614	Poplin and broadclothdo....	53,392	49,405	38,532
615	Printcloth.....do....	107,600	29,634	32,106
617	Twills and sateens.....do....	25,276	37,786	35,383
618	Woven cellulosic filament.....do....	17,772	16,076	17,455
619	Polyester filament fabric.....do....	321,119	274,188	274,469
620	Other non-cellulosic filament.....do....	76,903	71,872	67,614
621	Impression fabric.....do....	6,101	1,659	1,115
622	Glass fiber fabric.....do....	24,649	20,307	21,949
624	Woven fabric.....do....	84,118	55,934	59,980
625	Poplin and broadclothdo....	32,229	32,489	38,347
626	Printcloth staple filament.....do....	14,156	8,297	6,274
627	Sheeting staple filament.....do....	3,315	3,778	5,029
628	Twills and sateens staple filament.....do....	15,876	12,996	14,186
629	Other staple filament.....do....	36,276	37,340	29,894
630	Handkerchiefs.....1,000 doz..	992	1,048	1,489
631	Gloves.....1,000 doz prs..	10,545	9,813	9,687
632	Hosiery.....do....	10,044	10,634	10,512
633	Suit-type coats, men's and boys'.....1,000 doz..	354	364	400
634	Other coats, men's and boys'.....do....	3,346	3,397	3,570
635	Coats, women's, girls', and infants'.....do....	4,404	4,023	4,432
636	Dresses.....do....	3,094	3,114	3,159
637	Playsuits.....do....	2,316	1,737	1,334
638	Knit shirts, men's and boys'.....do....	11,577	10,655	8,723
639	Knit shirts and blouses, women's, girls', and infants'..do....	20,390	20,033	16,279
640	Shirts, not knit, men's and boys'.....do....	13,740	13,063	11,366
641	Blouses, not knit, women's, girls', and infants'.....do....	11,455	9,020	9,282
642	Skirts.....do....	2,791	3,031	2,763
643	Suits, men's and boys'.....do....	179	199	207
644	Suits, women's, girls', and infants'.....do....	541	541	456
645	Sweaters, men's and boys'.....do....	2,701	3,103	3,266
646	Sweaters, women's, girls', and infants'.....do....	9,767	9,020	7,327
647	Trousers, men's and boys'.....do....	9,435	10,255	9,707
648	Trousers, women's, girls', and infants'.....do....	12,300	11,223	11,020
649	Brassieres.....do....	14,226	15,724	17,636
650	Dressing gowns.....do....	469	560	712

Table 7--contintued

Manmade-fiber textiles: U.S. general imports, in terms of category units of quantity, by MFA categories, 1986-88 (con.)

Cate- gory	Description	1986	1987	1988
651	Nightwear.....1,000 dz..	2,318	2,536	2,728
652	Underwear.....do....	11,236	11,700	13,136
653	Down-filled coats, men's and boys'.....do....	171	149	167
654	Down-filled coats, women's, girls', and infants'.....do....	112	105	120
659	Other apparel.....do....	54,131	57,500	59,256
665	Floor coverings.....1,000 sq ft..	150,120	144,221	148,059
666	Other furnishings.....1,000 lbs..	43,337	43,757	42,141
669	Other manufactures.....do....	22,962	44,885	51,883
670	Handbags, luggage, and flat goods.....do....	163,951	162,136	144,988

Source: Compiled from official statistics of the U.S. Department of Commerce.

Table 8

Silk blend, linen, and ramie textiles: U.S. general imports, in terms of category units of quantity, by MFA categories, 1986-88.

Cate- gory	Description	1986 1/	1987	1988
800	Yarns.....1,000 lbs..	364	823	776
810	Woven fabrics.....1,000 sq yds..	12,909	27,972	25,946
831	Gloves.....1,000 doz prs..	39	215	141
832	Hosiery.....do....	34	23	20
833	Suit-type coats, men's and boys'.....1,000 doz..	21	33	36
834	Other coats, men's and boys'.....do....	7	18	20
835	Coats, women's, girls', and infants'.....do....	110	231	225
836	Dresses.....do....	62	174	163
838	Knit shirts.....do....	22	118	259
840	Shirts, not knit.....do....	282	892	949
842	Skirts.....do....	233	612	427
843	Suits, men's and boys'.....do....	3	163	94
844	Suits, women's, girls', and infants'.....do....	161	510	930
845	Sweaters, other vegetable fibers.....do....	4,185	8,947	5,592
846	Sweaters, silk blends.....do....	386	1,256	844
847	Trousers.....do....	513	2,080	1,861
850	Dressing gowns.....do....	10	11	7
851	Nightwear.....do....	6	9	6
852	Underwear.....do....	135	64	52
858	Neckties.....do....	271	175	128
859	Other apparel, n.e.s.....do....	910	1,235	2,315
863	Towels.....1,000 numbers..	231	875	3,548
870	Luggage.....1,000 lbs....	7,747	25,609	19,201
871	Handbags and flat goods.....do....	1,429	3,098	3,018
899	Other, n.e.s.....do....	2,867	10,570	8,998

1/ Represents imports from August, when data were first collected, through December.

Source: Compiled from official statistics of the U.S. Department of Commerce.

Figure 4
U.S. Imports of textiles, by fibers (by value), 1988

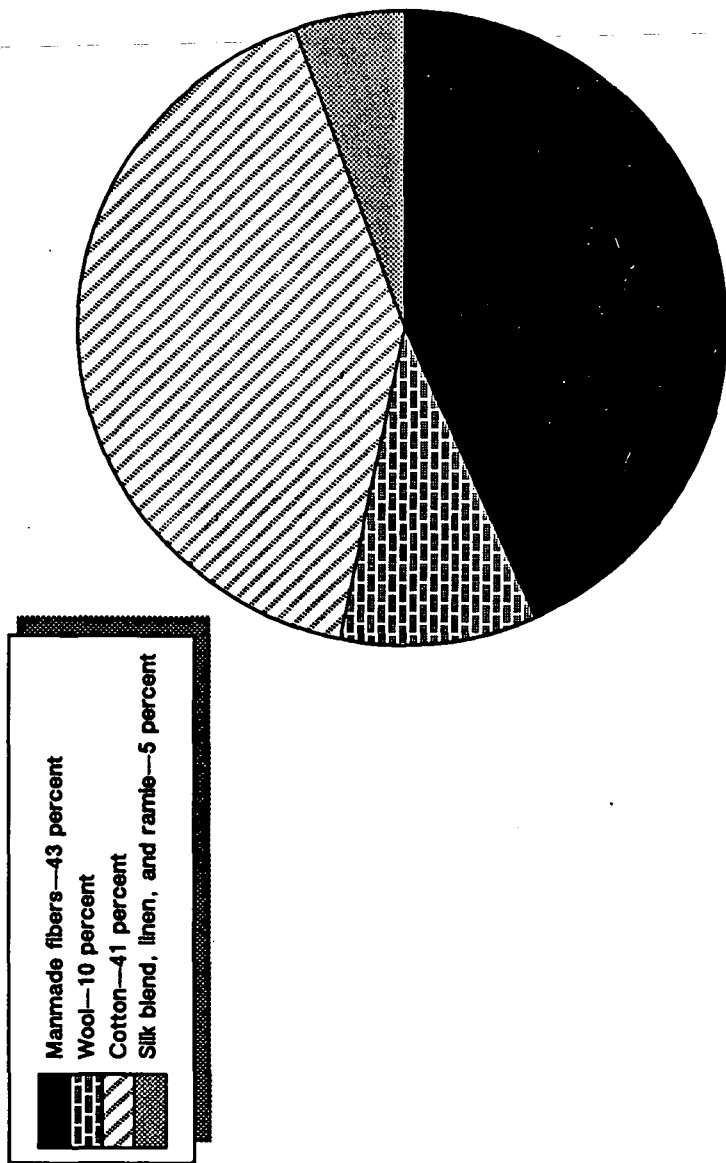


Figure 5
U.S. Imports of cotton, wool, manmade-fiber, silk blend, linen, and ramie textiles, by specified countries and country groups (by value), 1988

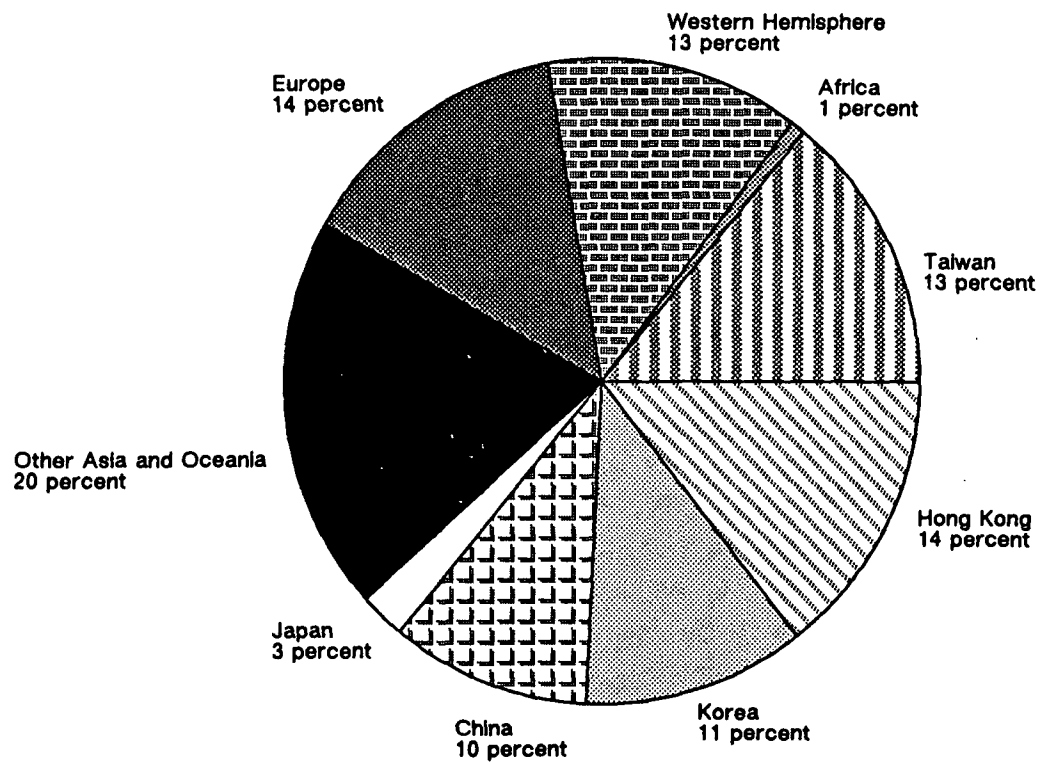


Table 9

U.S. general imports by LEADING SUPPLIERS and by products covered by the MFA, 1/ 1984-88									
Source and fiber	1984	1985	1986	1987	1988	1984	1985	1986	1987
	-----Millions of equivalent square yards-----					-----Millions of dollars-----			
ALL COUNTRIES :									
Cotton Categories	4,060	4,251	5,208	5,885	5,302	5,673	6,284	7,542	9,586
Wool Categories	259	262	269	253	235	1,940	2,106	2,373	2,413
Manmade-fiber Categories	5,846	6,321	7,350	6,969	6,842	7,113	7,596	9,097	9,856
Silk Blend, Linen, and Ramie 2/			257	630	471			655	1,616
Total	10,164	10,833	13,083	13,737	12,850	14,729	15,987	19,668	23,472
HONG KONG :									
Cotton Categories	661	675	718	727	637	1,450	1,531	1,637	1,961
Wool Categories	39	42	45	41	42	309	337	385	385
Manmade-fiber Categories	348	331	369	328	328	633	663	744	818
Silk Blend, Linen, and Ramie 2/			49	119	68			163	392
Total	1,049	1,048	1,180	1,215	1,074	2,392	2,531	2,929	3,555
TAIWAN :									
Cotton Categories	403	451	493	462	338	474	522	608	742
Wool Categories	7	8	8	7	6	43	46	48	45
Manmade-fiber Categories	1,171	1,143	1,197	1,090	1,011	1,929	1,870	2,155	2,364
Silk Blend, Linen, and Ramie 2/			19	53	30			41	109
Total	1,582	1,602	1,717	1,602	1,385	2,446	2,439	2,853	3,260
KOREA :									
Cotton Categories	231	223	257	234	189	245	275	316	383
Wool Categories	21	19	20	20	19	120	114	118	134
Manmade-fiber Categories	913	901	984	959	921	1,506	1,464	1,634	1,859
Silk Blend, Linen, and Ramie 2/			69	135	82			144	333
Total	1,165	1,143	1,330	1,350	1,210	1,872	1,853	2,212	2,708
CHINA :									
Cotton Categories	640	602	982	883	860	554	565	923	981
Wool Categories	14	10	18	16	14	145	136	198	188
Manmade-fiber Categories	335	366	602	657	575	412	440	748	759
Silk Blend, Linen, and Ramie 2/			73	182	157			182	466
Total	989	977	1,675	1,738	1,607	1,111	1,141	2,051	2,373
ITALY :									
Cotton Categories	28	40	51	55	45	123	175	241	272
Wool Categories	42	42	39	31	27	351	390	431	422
Manmade-fiber Categories	437	446	397	291	216	263	294	330	298
Silk Blend, Linen, and Ramie 2/			4	7	7			36	88
Total	507	528	491	385	294	736	859	1,036	1,080
JAPAN :									
Cotton Categories	167	182	202	137	85	408	403	414	335
Wool Categories	18	16	12	11	7	90	85	83	81
Manmade-fiber Categories	558	525	583	457	333	519	536	663	526
Silk Blend, Linen, and Ramie 2/			2	11	4			6	14
Total	743	723	798	597	438	1,018	1,024	1,167	956
PHILIPPINES :									
Cotton Categories	73	79	89	115	133	157	163	179	280
Wool Categories	1	1	1	1	1	7	10	8	11
Manmade-fiber Categories	168	191	195	201	222	211	240	257	300
Silk Blend, Linen, and Ramie 2/			5	18	13			6	23
Total	242	271	291	335	369	375	413	450	620
INDIA :									
Cotton Categories	235	247	263	411	368	300	292	311	448
Wool Categories	3	3	3	3	3	65	80	93	96
Manmade-fiber Categories	15	20	28	38	63	27	38	70	92
Silk Blend, Linen, and Ramie 2/			2	2	1			14	6
Total	253	270	297	455	435	392	410	487	643
MEXICO :									
Cotton Categories	47	37	96	157	148	85	81	123	219
Wool Categories	1	2	1	2	2	9	9	9	11
Manmade-fiber Categories	230	206	273	336	337	171	203	225	261
Silk Blend, Linen, and Ramie 2/			3	20	17			1	3
Total	278	245	374	515	504	263	294	357	494
DOMINICAN REPUBLIC :									
Cotton Categories	48	55	72	95	118	74	100	137	198
Wool Categories	1	2	2	2	5	7	13	12	15
Manmade-fiber Categories	52	62	88	95	140	95	109	146	175
Silk Blend, Linen, and Ramie 2/			0	4	4			1	5
Total	102	119	162	195	266	176	222	295	392
SINGAPORE :									
Cotton Categories	47	43	50	56	52	154	154	174	222
Wool Categories	1	0	0	1	0	4	3	3	6
Manmade-fiber Categories	92	117	141	125	126	142	175	211	247
Silk Blend, Linen, and Ramie 2/			0	1	1			0	3
Total	140	161	191	182	179	301	332	389	477
INDONESIA :									
Cotton Categories	165	135	157	182	157	138	105	162	235
Wool Categories	0	0	0	1	0	2	1	1	2
Manmade-fiber Categories	102	132	143	152	145	87	132	153	197
Silk Blend, Linen, and Ramie 2/			0	2	5			0	3
Total	268	267	300	336	308	226	238	316	437

1/ Silk blend, linen, and ramie textiles were not covered by the MFA until August 1986.

2/ Data for 1986 represent imports from August 1986 through December 1986.

Source: Compiled from official statistics of the U.S. Department of Commerce.

Note.--Because of rounding, figures may not add up to totals shown. In the above figures, a period (.) indicates no data available. A zero (0) indicates less than \$500 or 500 equivalent square yards.

Table 10

ALL TEXTILE CATEGORIES: U.S. general imports by areas and by leading suppliers, 1984-88

Source	1984	1985	1986	1987	1988	1984	1985	1986	1987	1988
	-----Millions of equivalent square yards-----					-----Millions of dollars-----				
WESTERN HEMISPHERE:										
CARIBBEAN BASIN COUNTRIES:										
DOMINICAN REPUBLIC	102	120	162	195	266	178	225	295	392	550
COSTA RICA	36	47	131	146	164	80	98	153	190	260
JAMAICA	11	21	69	83	98	26	54	101	183	212
HAITI	71	85	112	129	140	97	123	126	157	170
GUATEMALA	13	11	14	36	56	15	16	22	50	88
HONDURAS	12	14	17	24	33	23	26	34	44	65
EL SALVADOR	23	19	43	49	51	15	18	25	38	52
PANAMA	8	8	14	18	14	16	15	29	44	37
OTHER	32	41	35	39	42	45	64	52	58	68
Total	309	367	578	719	864	495	639	836	1,157	1,502
OTHER WESTERN HEMISPHERE:										
MEXICO	280	247	374	515	504	267	296	357	494	562
CANADA	299	255	386	486	613	166	185	224	298	357
BRAZIL	198	202	211	230	259	187	192	199	249	292
COLOMBIA	49	45	70	74	67	66	57	73	93	123
URUGUAY	13	13	12	13	12	54	57	51	61	63
ARGENTINA	3	7	12	51	52	5	7	10	36	59
PERU	89	70	55	41	34	52	42	42	46	45
CHILE	0	2	4	13	18	0	2	6	16	35
OTHER	5	12	15	27	20	7	7	10	19	27
Total	935	853	1,138	1,449	1,578	805	845	972	1,313	1,564
EUROPE:										
EUROPEAN COMMUNITY:										
ITALY	529	542	491	385	294	844	983	1,036	1,080	1,074
UNITED KINGDOM	146	208	207	206	204	287	381	394	425	435
FRANCE	106	126	137	118	102	270	330	345	321	304
WEST GERMANY	293	339	378	355	318	183	237	301	298	280
PORTUGAL	66	81	92	107	93	77	123	145	180	164
BELGIUM	40	83	102	107	123	99	122	140	160	159
SPAIN	92	112	96	89	76	59	65	62	69	69
GREECE	5	17	28	32	25	13	27	38	49	66
NETHERLANDS	46	83	98	60	78	43	55	65	58	63
IRELAND	8	12	16	15	18	29	42	48	56	47
OTHER	3	4	3	5	5	12	13	11	11	9
Total	1,335	1,605	1,649	1,480	1,335	1,916	2,378	2,586	2,706	2,670
OTHER EUROPE:										
TURKEY	63	97	188	241	169	71	121	190	270	248
ROMANIA	59	52	63	71	50	93	85	101	118	91
YUGOSLAVIA	16	66	63	78	48	44	62	68	89	90
SWITZERLAND	23	37	26	35	22	53	68	78	85	75
HUNGARY	11	15	18	46	47	31	29	36	56	61
POLAND	18	15	10	19	34	34	27	18	33	61
AUSTRIA	12	21	29	26	10	24	30	41	37	61
OTHER	29	93	96	93	74	91	50	56	73	63
Total	232	345	442	609	454	391	472	589	762	720
ASIA AND OCEANIA:										
HONG KONG	1,250	1,296	1,180	1,215	1,074	3,036	3,323	2,929	3,555	3,339
TAINAN	1,618	1,646	1,717	1,602	1,385	2,523	2,946	2,853	3,240	2,962
KOREA	1,243	1,285	1,330	1,350	1,210	2,092	2,180	2,212	2,708	2,670
CHINA	1,053	1,049	1,675	1,738	1,607	1,229	1,321	2,051	2,373	2,240
JAPAN	754	732	798	597	430	1,054	1,059	1,167	956	755
PHILIPPINES	243	272	291	335	369	381	417	450	620	733
INDIA	256	274	297	455	435	408	441	487	643	687
SINGAPORE	140	161	191	182	179	301	333	389	477	531
INDONESIA	268	267	300	336	308	226	239	316	437	452
THAILAND	212	277	274	314	317	265	301	272	395	403
MALAYSIA	93	152	194	197	181	158	220	272	339	385
SRI LANKA	116	123	149	171	152	205	212	265	344	341
MACAU	67	66	74	81	83	183	187	221	312	341
PAKISTAN	305	290	369	294	373	176	183	228	281	315
BANGLADESH	24	90	111	184	173	36	126	154	277	262
ISRAEL	33	61	71	82	79	35	66	81	103	100
ARAB EM	1	0	1	6	29	1	2	10	56	56
NEPAL	2	2	15	12	18	6	42	30	29	43
OTHER	15	17	26	31	46	68	76	120	161	87
Total	7,692	8,079	9,062	9,181	8,448	12,384	13,273	14,499	17,280	16,701
AFRICA:										
MAURITIUS	8	19	41	46	50	24	47	89	114	115
EGYPT	83	43	94	179	74	27	16	34	80	50
OTHER	97	189	78	74	66	29	78	63	62	59
Total	138	192	414	299	170	91	141	186	256	224
Grand Total	10,641	11,420	13,083	13,737	12,850	14,084	17,748	19,668	23,472	23,586

TABLE 11
COTTON TEXTILES: U.S. general imports by areas and by leading suppliers, 1984-88

Source	1984 1985 1986 1987 1988					1984 1985 1986 1987 1988				
	-----Millions of equivalent square yards-----					-----Millions of dollars-----				
WESTERN HEMISPHERE:										
CARIBBEAN BASIN COUNTRIES:										
DOMINICAN REPUBLIC	48	55	72	95	118	74	100	137	198	272
JAMAICA	6	12	31	54	64	10	31	66	135	160
COSTA RICA	7	12	28	37	52	20	33	68	92	137
HAITI	26	32	36	44	46	40	48	50	70	73
GUATEMALA	12	9	12	31	42	13	12	18	39	68
HONDURAS	6	8	11	13	19	9	12	16	23	32
EL SALVADOR	22	17	40	42	42	10	11	17	24	31
PANAMA	2	5	7	9	11	5	8	17	29	31
OTHER	12	15	15	19	20	15	27	23	27	35
Total	142	166	253	343	413	198	282	412	636	838
OTHER WESTERN HEMISPHERE:										
MEXICO	47	37	96	157	148	85	81	123	219	246
BRAZIL	145	142	164	182	164	142	140	152	207	227
CANADA	21	26	35	56	51	37	37	45	82	91
COLOMBIA	40	37	54	63	50	31	27	33	54	64
ARGENTINA	2	6	10	40	33	2	3	6	30	43
PERU	88	68	52	40	32	47	36	35	40	39
OTHER	4	8	8	34	22	9	17	18	45	64
Total	346	323	419	572	506	353	341	412	678	777
EUROPE:										
EUROPEAN COMMUNITY:										
ITALY	28	40	51	55	45	123	175	241	272	213
PORTUGAL	45	61	61	73	61	60	97	115	151	138
FRANCE	22	26	33	43	31	90	112	130	129	116
UNITED KINGDOM	16	21	24	32	23	50	70	81	101	101
WEST GERMANY	15	20	26	29	22	36	47	64	61	51
GREECE	3	5	8	11	14	7	12	18	31	44
OTHER	24	29	29	37	39	33	43	51	62	64
Total	152	202	232	280	235	399	556	700	807	726
OTHER EUROPE:										
TURKEY	53	85	153	186	136	52	101	157	215	211
ROMANIA	16	15	21	28	21	33	30	34	44	35
OTHER	35	43	45	125	83	53	77	89	127	122
Total	103	144	220	339	240	138	207	280	386	368
ASIA AND OCEANIA:										
HONG KONG	661	675	718	727	637	1,450	1,531	1,637	1,961	1,833
CHINA	640	602	982	883	860	554	565	923	981	856
TAIWAN	403	451	493	462	338	474	522	608	742	652
INDIA	235	247	263	411	368	300	292	311	448	462
KOREA	231	223	257	234	189	245	275	316	383	346
PHILIPPINES	73	79	89	115	133	157	163	179	280	333
SINGAPORE	47	43	50	56	52	154	154	174	222	252
JAPAN	167	182	202	137	85	408	403	414	335	235
MALAYSIA	48	69	101	113	105	96	103	137	186	229
PAKISTAN	300	264	243	235	301	139	138	149	200	220
THAILAND	112	149	164	182	172	119	139	148	211	216
INDONESIA	165	135	157	182	157	138	105	162	235	216
SRI LANKA	74	79	89	101	98	134	136	154	206	214
BANGLADESH	20	64	58	115	131	29	94	88	184	205
MACAU	26	28	31	34	36	93	99	124	172	193
ISRAEL	7	19	20	39	31	15	34	35	55	55
ARAB EM	0	0	1	5	27	0	0	2	9	52
NEPAL	5	22	14	11	15	4	41	27	26	34
OTHER	5	8	12	19	19	16	19	29	42	50
Total	3,216	3,337	3,944	4,082	3,754	4,526	4,813	5,617	6,877	6,653
AFRICA:										
MAURITIUS	6	15	27	27	41	14	33	61	76	96
EGYPT	83	43	83	174	72	27	16	30	77	47
OTHER	12	22	31	68	81	19	36	39	48	52
Total	102	80	141	268	194	59	85	121	202	196
Grand Total	4,060	4,231	5,208	5,885	5,302	5,673	6,284	7,542	9,586	9,559

Source: Compiled from official statistics of the U.S. Department of Commerce.

Note.--Because of rounding, figures may not add up to totals shown. In the above figures, a period (.) indicates no data available. A zero (0) indicates less than \$500 or 500 equivalent square yards.

Figure 6
U.S. imports of cotton textiles by leading suppliers, 1984-88

Millions of dollars

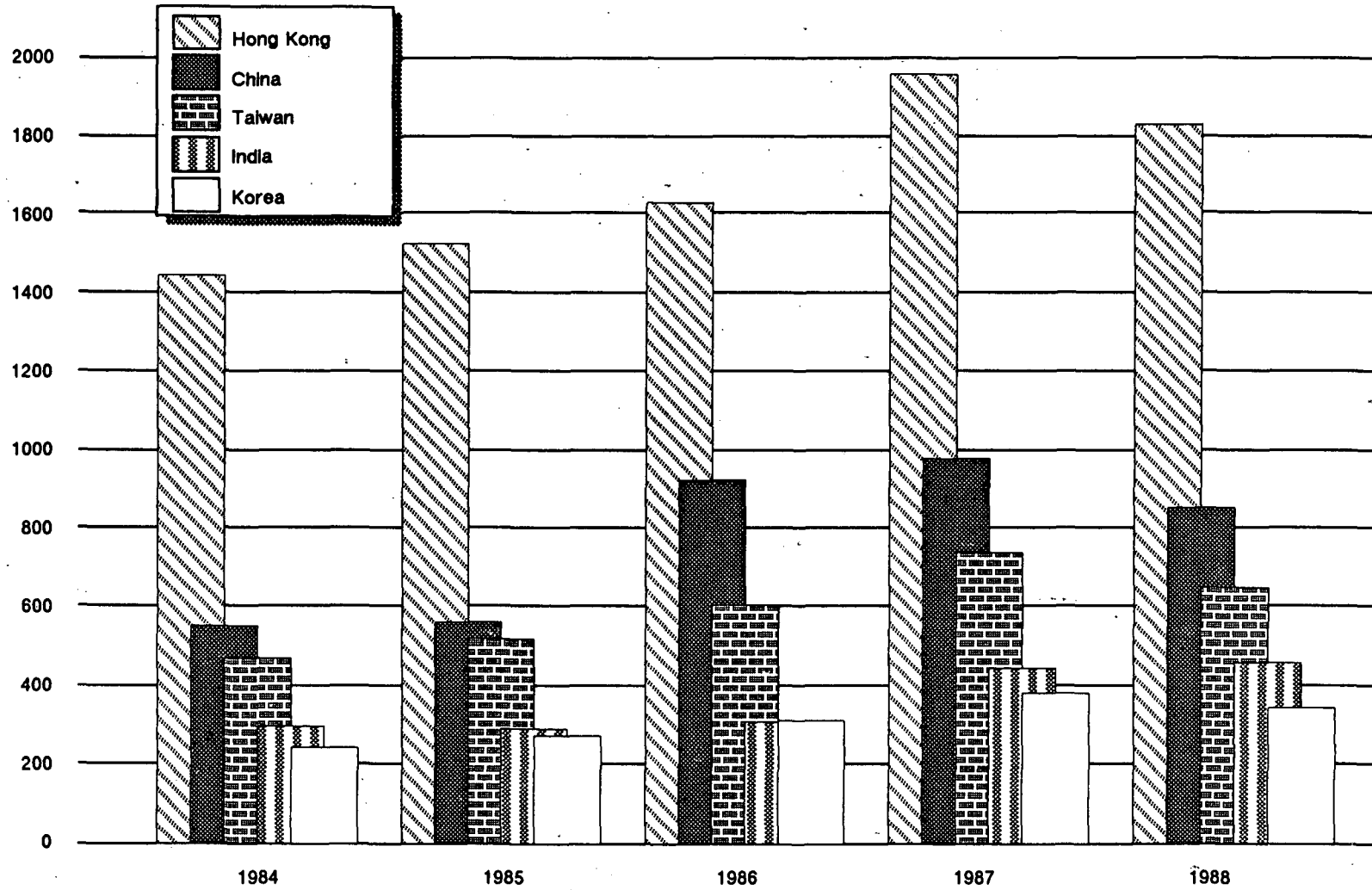


TABLE 12
WOOL TEXTILES: U.S. general imports by area and by leading suppliers, 1984-88

Source	1984	1985	1986	1987	1988	1984	1985	1986	1987	1988
	-----Millions of equivalent square yards-----					-----Millions of dollars-----				
WESTERN HEMISPHERE:										
CARIBBEAN BASIN COUNTRIES:										
DOMINICAN REPUBLIC	1	2	2	2	5	7	13	12	15	35
COSTA RICA	0	1	1	1	1	0	5	10	10	11
OTHER	1	1	2	1	1	7	6	9	9	7
Total	3	4	5	5	7	15	25	31	34	53
OTHER WESTERN HEMISPHERE:										
CANADA	4	6	9	9	9	31	37	44	47	53
URUGUAY	11	7	8	7	6	48	43	40	40	42
BRAZIL	2	3	4	4	6	5	9	14	12	24
MEXICO	1	2	1	2	2	9	9	9	11	16
ARGENTINA	1	1	1	1	2	3	3	4	4	13
COLOMBIA	1	1	1	1	2	7	7	7	7	11
OTHER	1	1	2	2	2	5	6	8	9	10
Total	21	21	25	24	29	109	115	125	131	170
EUROPE:										
EUROPEAN COMMUNITY:										
ITALY	42	42	39	31	27	351	390	431	422	447
UNITED KINGDOM	23	28	25	24	19	176	225	224	230	227
FRANCE	7	8	6	5	6	71	81	80	66	74
WEST GERMANY	5	7	7	7	6	42	54	68	64	62
BELGIUM	7	7	6	9	9	54	54	61	65	56
IRELAND	2	3	2	2	2	18	27	29	27	23
SPAIN	3	2	2	2	2	23	17	15	20	18
NETHERLANDS	3	2	2	1	1	19	19	19	14	11
GREECE	1	2	2	3	2	5	8	11	8	10
PORTUGAL	1	2	1	1	1	9	13	11	9	7
OTHER	0	1	0	0	0	7	7	6	5	4
Total	93	104	94	85	74	775	895	956	931	940
OTHER EUROPE:										
YUGOSLAVIA	5	5	4	6	5	25	25	25	31	31
HUNGARY	3	3	3	3	3	15	13	17	19	22
POLAND	3	2	2	3	5	12	8	7	12	19
ROMANIA	1	1	1	1	1	14	14	18	14	17
TURKEY	1	1	1	1	1	15	15	12	15	15
SWITZERLAND	1	1	1	1	1	8	12	16	17	15
AUSTRIA	1	1	1	1	1	9	10	13	11	8
CZECHOSLOVAKIA	2	2	2	2	2	4	5	5	6	8
OTHER	2	2	2	2	1	17	17	16	16	11
Total	18	18	18	22	20	120	119	130	143	143
ASIA AND OCEANIA:										
HONG KONG	39	42	45	41	42	309	337	385	385	406
CHINA	14	10	18	16	14	145	136	198	188	204
KOREA	21	19	20	20	19	120	114	118	134	145
INDIA	3	3	3	3	3	65	80	93	96	91
JAPAN	18	16	12	11	7	90	85	83	81	77
PAKISTAN	1	0	1	1	1	33	31	42	55	55
TAIWAN	7	8	8	7	6	43	46	48	45	43
MACAU	2	2	2	1	2	11	11	12	12	14
PHILIPPINES	1	1	1	1	1	7	10	8	11	13
THAILAND	2	2	2	2	1	9	13	13	11	12
NEW ZEALAND	0	1	2	3	3	0	9	20	11	9
AUSTRALIA	0	1	1	2	1	0	5	7	6	8
IRAN	0	0	1	1	0	23	31	52	88	7
MALAYSIA	1	1	2	2	1	6	4	9	9	6
ISRAEL	0	1	1	1	1	3	5	10	10	6
SRI LANKA	2	1	2	2	1	7	4	7	8	6
OTHER	8	1	1	2	1	33	10	8	12	8
Total	118	110	122	116	103	904	931	1,112	1,163	1,108
AFRICA:										
OTHER	6	5	5	1	1	19	21	20	11	7
Total	6	5	5	1	1	19	21	20	11	7
Grand Total	259	262	269	253	235	1,940	2,106	2,373	2,413	2,423

Source: Compiled from official statistics of the U.S. Department of Commerce.

Note.--Because of rounding, figures may not add up to totals shown. In the above figures, a period (.) indicates no data available. A zero (0) indicates less than \$500 or 500 equivalent square yards.

Figure 7
U.S. Imports of wool textiles by leading suppliers, 1984-88

Millions of dollars

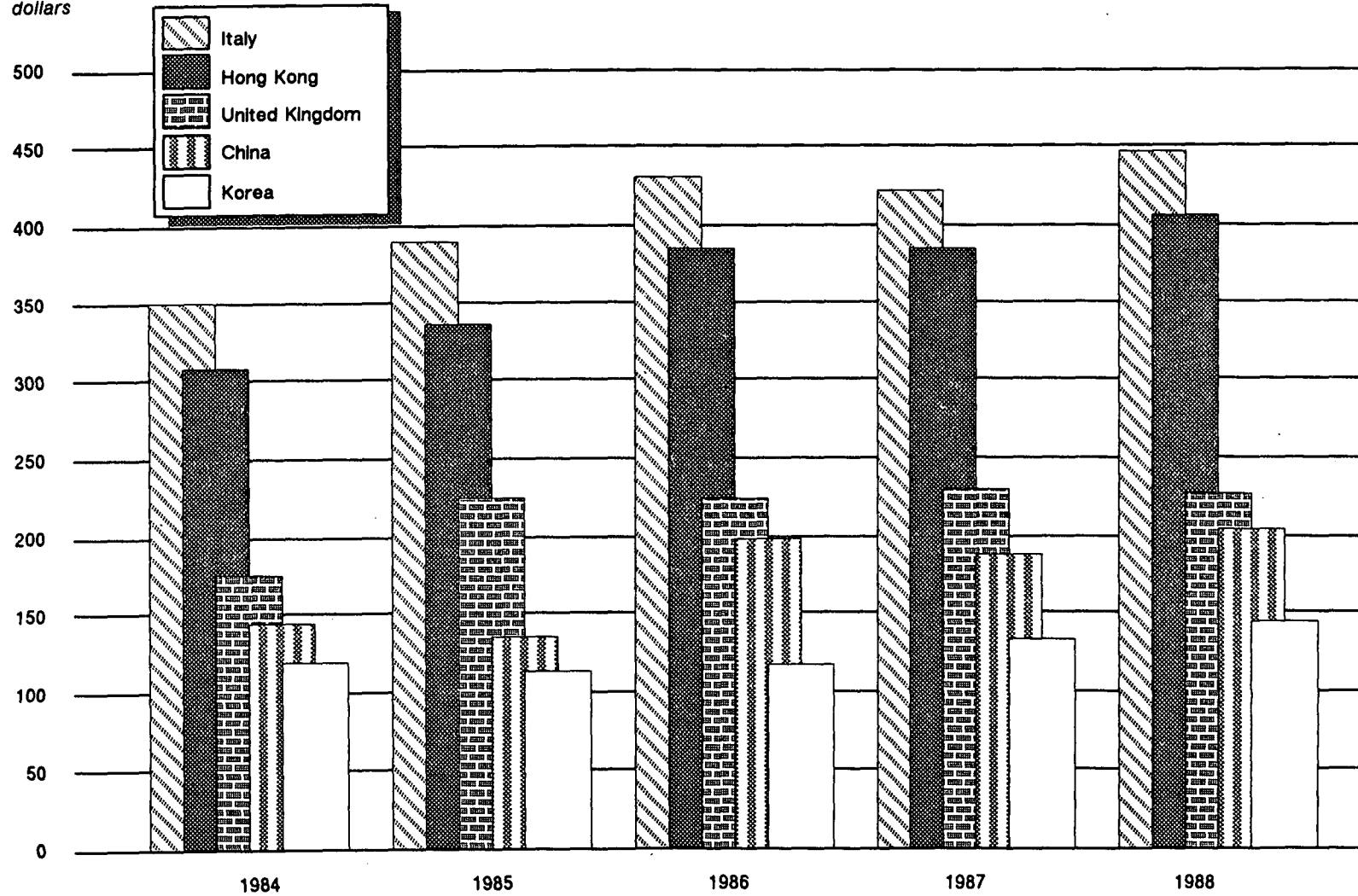


TABLE 13
MANMADE-FIBER TEXTILES: U.S. general imports by areas and by leading suppliers, 1984-88

Source	1984	1985	1986	1987	1988	1984	1985	1986	1987	1988
	-----Millions of equivalent square yards-----					-----Millions of dollars-----				
WESTERN HEMISPHERE:										
CARIBBEAN BASIN COUNTRIES:										
DOMINICAN REPUBLIC	52	62	88	95	140	95	109	144	175	239
COSTA RICA	27	34	101	107	111	57	58	73	84	112
HAITI	45	53	72	78	86	55	72	74	86	96
JAMAICA	5	8	18	28	33	14	22	31	43	49
HONDURAS	6	5	5	11	14	13	13	15	20	33
OTHER	27	33	31	40	47	43	52	51	68	75
Total	162	195	316	359	431	278	326	390	476	604
OTHER WESTERN HEMISPHERE:										
MEXICO	230	206	273	336	337	171	203	225	261	298
CANADA	273	222	341	419	552	94	106	133	165	209
COLOMBIA	7	7	15	10	16	27	24	32	31	46
BRAZIL	49	54	40	39	79	35	37	30	25	36
OTHER	9	14	17	20	32	4	5	9	9	16
Total	563	503	685	824	1,016	332	376	429	491	606
EUROPE:										
EUROPEAN COMMUNITY:										
ITALY	437	446	397	291	216	263	294	330	298	339
WEST GERMANY	272	310	344	318	289	99	125	166	160	158
FRANCE	75	90	97	69	60	82	107	127	108	101
UNITED KINGDOM	101	154	156	145	156	44	67	83	78	91
BELGIUM	19	59	85	85	104	19	36	53	63	75
NETHERLANDS	40	76	92	54	70	19	30	37	32	36
OTHER	26	132	140	130	106	40	59	72	72	66
Total	1,040	1,267	1,312	1,091	1,002	565	717	868	812	866
OTHER EUROPE:										
SWITZERLAND	17	26	15	17	14	26	31	33	35	35
YUGOSLAVIA	7	47	43	30	22	13	16	25	25	30
OTHER	68	26	140	185	139	65	72	109	142	106
Total	91	169	198	231	176	104	120	168	202	172
ASIA AND OCEANIA:										
TAIWAN	1,171	1,143	1,197	1,090	1,011	1,929	1,870	2,155	2,364	2,202
KOREA	913	901	984	959	921	1,506	1,464	1,634	1,859	1,945
HONG KONG	348	331	369	328	328	633	663	744	818	822
CHINA	335	366	602	657	575	412	440	748	759	802
JAPAN	558	525	583	437	333	519	536	663	526	436
PHILIPPINES	168	191	195	201	222	211	240	257	306	363
SINGAPORE	92	117	141	125	126	142	175	211	247	271
INDONESIA	102	132	143	152	145	87	132	153	197	223
THAILAND	98	124	107	108	128	136	148	108	134	149
MALAYSIA	44	83	90	80	74	55	112	126	138	145
INDIA	15	20	28	38	63	27	38	70	92	133
SRI LANKA	40	42	58	67	52	65	72	104	128	120
MACAU	35	29	37	37	39	71	59	75	102	112
BANGLADESH	4	25	53	69	40	7	31	66	91	51
PAKISTAN	5	25	124	39	72	4	14	38	27	40
ISRAEL	26	41	50	42	47	17	26	35	36	39
OTHER	4	6	10	6	27	4	8	12	12	20
Total	3,959	4,102	4,771	4,435	4,203	5,824	6,028	7,199	7,835	7,874
AFRICA:										
OTHER	30	85	68	29	15	12	30	43	40	20
Total	30	85	68	29	15	12	30	43	40	20
Grand Total	5,846	6,321	7,350	6,969	6,842	7,115	7,596	9,097	9,856	10,141

Source: Compiled from official statistics of the U.S. Department of Commerce.

Note.--Because of rounding, figures may not add up to totals shown. In the above figures, a period (.) indicates no data available. A zero (0) indicates less than \$500 or 500 equivalent square yards.

Figure 8
U.S. imports of manmade-fiber textiles by leading suppliers, 1984-88

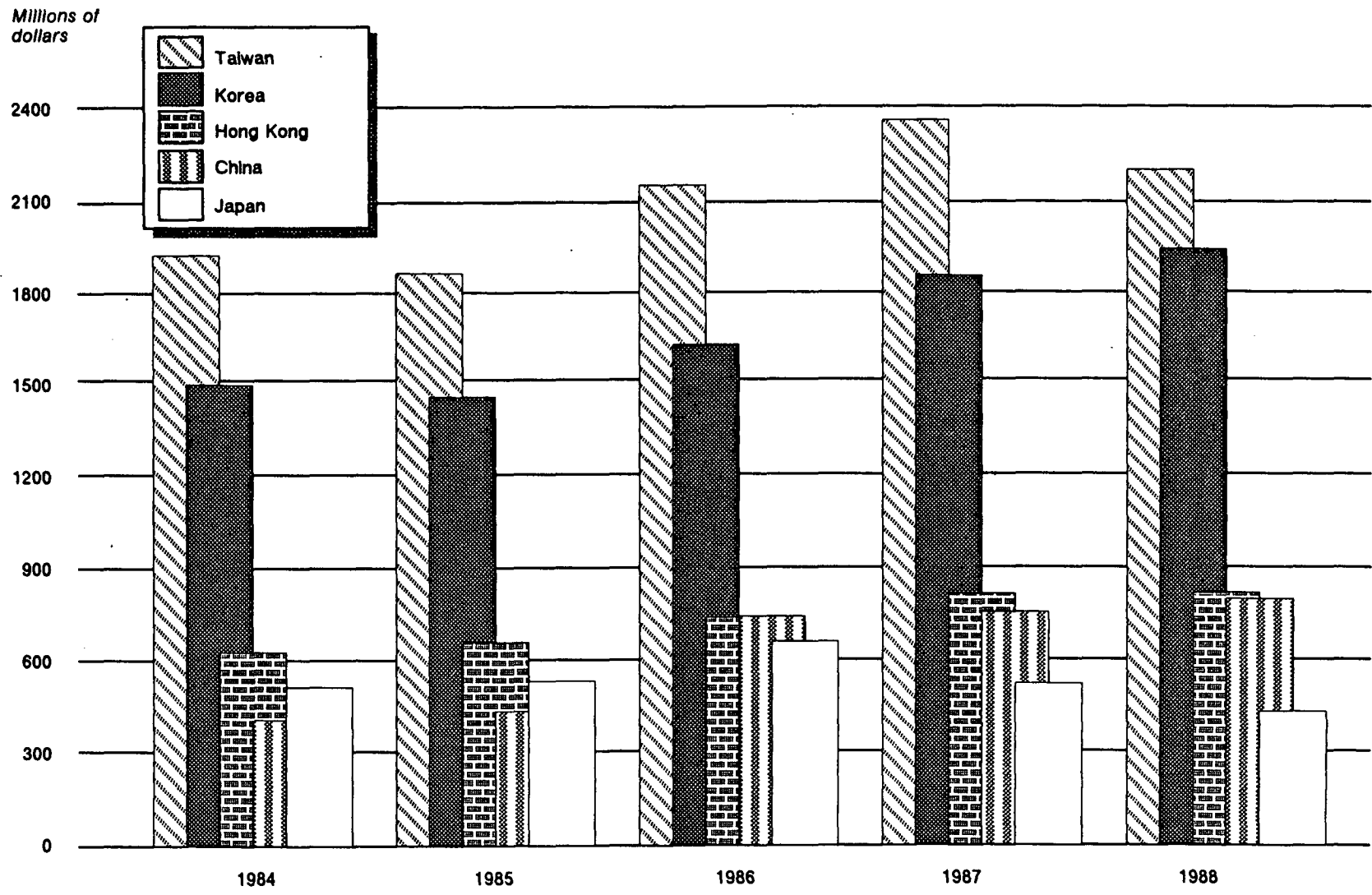


TABLE 14

SILK BLENDS, LINEN, AND RAMIE: U.S. general imports by areas and by leading suppliers, 1987-88

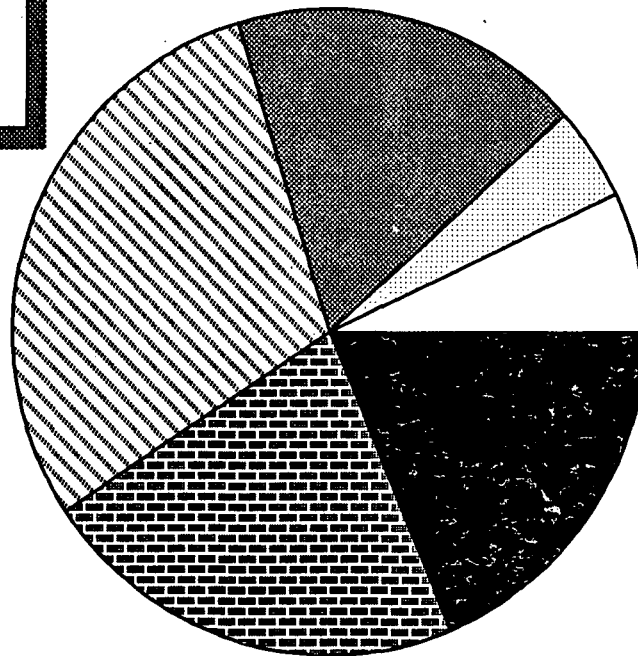
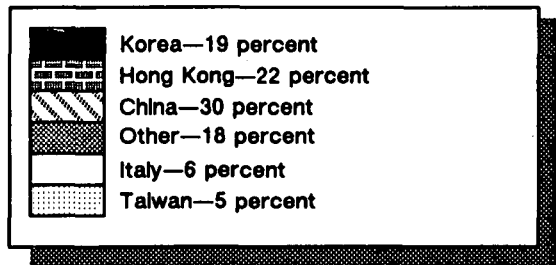
Source	1987 1/	1988	1987 1/	1988
	-Millions of equivalent square yards-		-----Millions of dollars-----	
WESTERN HEMISPHERE				
CARIBBEAN BASIN COUNTRIES:				
OTHER	11	13	10	7
TOTAL	11	13	10	7
OTHER WESTERN HEMISPHERE:				
OTHER	30	27	12	11
TOTAL	30	27	12	11
EUROPE:				
EUROPEAN COMMUNITY:				
ITALY	7	7	88	75
UNITED KINGDOM	5	5	16	17
FRANCE	1	5	18	14
BELGIUM	6	4	15	13
WEST GERMANY	1	1	12	9
OTHER	3	3	8	11
TOTAL	24	24	156	137
OTHER EUROPE:				
ROMANIA	5	5	10	11
POLAND	6	8	7	10
HUNGARY	2	2	4	6
OTHER	4	3	10	8
TOTAL	17	18	31	35
ASIA AND OCEANIA:				
CHINA	182	157	446	379
HONG KONG	119	68	392	279
KOREA	136	82	333	233
TAIWAN	43	30	109	65
THAILAND	22	16	39	26
PHILIPPINES	18	13	23	23
MACAU	8	7	27	22
INDONESIA	2	5	3	12
JAPAN	11	4	14	7
BANGLADESH	1	2	2	6
SINGAPORE	1	1	3	5
OTHER	5	3	16	9
TOTAL	548	388	1,405	1,066
AFRICA:				
OTHER	1	0	2	1
TOTAL	1	0	2	1
GRAND TOTAL	630	471	1,616	1,258


1/ Represents imports from January 1987, the start of the first full year of data collection, through December 1987.

Source: Compiled from official statistics of the U.S. Department of Commerce.

Note.--Because of rounding, figures may not add up to totals shown. In the above figures, a period (.) indicates no trade. A zero (0) indicates less than \$500 or 500 equivalent square yards.

Figure 9
U.S. Imports of silk-blend, linen, and ramie textiles, by leading suppliers, 1988





SECTION B
IMPORTS FROM SELECTED COUNTRY GROUPS
BY MFA CATEGORIES



U.S. general imports from ALL COUNTRIES by MFA categories, 1986-88

Category	Description	1986	1987	1988	1986	1987	1988
		1,000 equivalent square yards			1,000 dollars		
200	Cot or MMF Yarns, Sewing Thread	54,836	39,245	34,947	63,866	54,975	51,211
201	Cot or MMF Specialty Yarns	48,662	53,147	45,251	21,506	24,586	25,138
218	Cot or MMF Different Color Yarns	101,075	96,323	73,428	102,367	119,621	101,267
219	Cot or MMF Duck Fabric	88,470	130,125	110,093	57,262	81,950	80,688
220	Cot or MMF Special Weave Fabric	107,889	108,553	89,889	136,357	147,903	138,566
222	Cot or MMF Knit Fabric	70,364	86,229	100,816	48,827	62,763	66,125
223	Cot or MMF Non-woven Fabric	281,593	64,781	80,956	85,584	37,357	33,415
224	Cot or MMF Pile & Tufted Fabric	14,369	14,442	14,816	31,635	34,109	34,002
225	Cot or MMF Denim	15,041	38,807	25,866	17,229	55,802	36,013
226	Cot or MMF Cheesecloth & Batistes	84,872	51,196	59,604	32,011	26,186	27,560
227	Cot or MMF Oxford Cloth	11,442	9,161	6,914	17,259	15,414	13,650
229	Cot or MMF Special Purpose Fabric	322,319	437,935	536,558	180,362	237,678	307,560
239	Cot or MMF Apparel for Infants	78,710	85,919	86,321	148,294	174,174	184,425
300	Carded Cotton Yarn	249,411	408,992	219,096	60,622	116,706	66,700
301	Combed Cotton Yarn	180,627	110,189	139,353	52,956	38,633	52,898
313	Cotton Sheeting	455,185	594,041	347,068	222,915	333,320	193,381
314	Cotton Poplin & Broadcloth	277,732	236,831	192,228	146,606	143,359	121,467
315	Cotton Printcloth	410,376	373,688	223,032	167,171	179,542	98,241
317	Cotton Twills and Sateens	154,033	198,101	144,964	102,375	156,604	123,104
326	Cotton Sateens	53,602	57,862	54,175	48,275	55,130	61,224
330	Cotton Handkerchiefs	6,497	7,360	8,092	9,180	10,860	11,457
331	Cotton Gloves & Mittens	55,057	60,028	68,115	49,235	49,107	58,304
332	Cotton Hosiery	6,908	4,646	6,323	11,912	11,553	16,056
333	Cotton Suit-type Coats, MB	10,167	6,496	4,508	39,985	30,196	24,619
334	Other Cotton Coats, MB	59,996	72,969	74,741	180,792	254,842	274,303
335	Cotton Coats, WGI	96,637	106,878	87,017	267,035	362,932	317,655
336	Cotton Dresses	78,856	95,596	105,725	156,174	209,134	218,145
337	Cotton Playsuits	86,549	78,880	75,566	101,060	104,401	106,517
338	Cotton Knit Shirts, MB	86,174	103,815	100,263	493,775	657,792	673,537
339	Cotton Knit Shirts, WGI	97,695	120,530	128,930	487,284	717,455	770,842
340	Cotton Non-knit Shirts, MB	285,756	335,030	344,134	659,340	813,357	938,643
341	Cotton Non-knit Shirts, WGI	193,419	198,435	162,885	674,074	770,581	605,090
342	Cotton Skirts	57,034	93,528	75,414	233,982	406,505	326,752
345	Cotton Sweaters	74,593	78,316	74,803	236,793	273,986	291,153
347	Cotton Trousers, MB	183,878	238,066	247,841	598,555	837,333	921,471
348	Cotton Trousers, WGI	270,271	280,488	303,530	910,819	1,058,763	1,149,167
349	Cotton Brassieres, etc.	3,537	3,000	2,660	12,856	7,811	7,205
350	Cotton Dressing Gowns	39,901	39,878	41,671	65,865	76,521	89,651
351	Cotton Nightwear	150,864	146,834	158,175	132,521	142,673	171,331
352	Cotton Underwear	125,904	151,292	192,123	84,994	115,479	157,583
353	Cotton Down-filled Coats, MB	1,881	2,736	3,175	13,579	21,042	27,131
354	Cotton Down-filled Coats, WGI	1,916	3,316	2,762	11,628	23,048	21,240
359	Other Cotton Apparel	204,872	253,576	264,967	267,910	350,356	364,114
360	Cotton Pillowcases	15,205	14,168	13,725	17,760	18,028	18,076
361	Cotton Sheets	76,547	78,341	79,664	55,992	65,244	68,810
362	Cotton Bedspreads & Quilts	11,392	10,984	17,057	31,935	30,626	57,415
363	Cotton Pile Towels	64,747	66,205	69,179	149,236	158,910	165,339
369	Other Cotton Manufactures	617,044	697,344	740,548	329,008	400,143	429,137
400	Wool Tops & Yarn	25,450	28,014	25,039	58,114	61,460	65,847
410	Woolen & Worsted Fabric	34,208	36,592	37,161	154,024	174,232	208,006
414	Other Wool Fabrics	7,463	7,043	6,088	52,072	57,326	57,191
431	Wool Gloves and Mittens	1,113	1,135	732	11,337	10,323	8,515
432	Wool Hosiery	785	771	742	7,386	8,456	9,554

U.S. general imports from ALL COUNTRIES by MFA categories, 1986-88

Category	Description	1,000 equivalent square yards			1,000 dollars		
		1986	1987	1988	1986	1987	1988
433	Wool Suit-type Coats, MB	6,179	5,854	5,995	74,018	72,900	77,269
434	Other Wool Coats, MB	9,931	8,764	6,930	66,577	68,759	62,085
435	Wool Coats, WGI	25,225	22,969	21,784	161,326	155,719	166,527
436	Wool Dresses	9,538	6,588	5,724	63,494	53,196	48,980
438	Wool Knit Shirts	12,609	11,047	11,426	97,518	93,021	93,033
440	Wool Non-knit Shirts	6,151	5,186	4,630	33,118	22,789	19,424
442	Wool Skirts	12,592	8,980	7,063	121,594	105,354	87,317
443	Wool Suits, MB	10,380	12,086	11,699	159,966	187,263	229,165
444	Wool Suits, WGI	6,894	5,964	4,064	57,071	54,309	46,968
445	Wool Sweaters, MB	22,793	20,210	15,336	202,703	197,592	185,124
446	Wool Sweaters, WGI	28,856	27,181	27,840	324,562	329,608	354,818
447	Wool Trousers, MB	5,981	6,195	7,090	67,302	70,265	84,061
448	Wool Trousers, WGI	6,688	5,243	6,050	68,991	58,070	73,275
459	Other Wool Apparel	15,130	14,289	14,478	98,592	99,919	117,458
464	Wool Blankets	751	617	630	4,995	4,193	4,211
465	Wool Floor Coverings	16,334	13,885	10,970	466,157	514,558	412,147
469	Other Wool Manufactures	3,770	4,612	3,351	21,941	13,882	11,867
600	Textured Filament Yarns	294,174	257,200	227,118	90,080	81,639	75,021
603	Artificial Staple Fiber Yarns	6,398	5,244	2,774	3,112	3,199	2,229
604	Synthetic Staple Fiber Yarns	197,754	158,034	94,078	82,818	71,010	43,277
606	Non-textured Filament Yarns	789,048	697,882	724,428	106,031	97,155	113,459
607	Other MMF Staple Yarns	52,551	98,663	78,082	26,546	47,317	40,085
611	Woven Fabrics of Artificial Staple	73,458	53,275	63,338	89,967	83,136	104,182
613	MMF Sheeting	35,136	22,113	26,371	14,535	12,949	17,126
614	MMF Poplin and Broadcloth	53,392	49,405	38,532	26,888	29,455	24,845
615	MMF Printcloth	107,600	29,634	32,106	26,514	10,413	10,548
617	MMF Twills and Sateens	25,276	37,787	35,383	13,312	20,930	21,074
618	Woven Fabrics of C-F MMF Yarns	17,772	16,077	17,455	25,650	26,468	28,050
619	Woven Polyester Filament Fabrics	321,119	274,188	274,469	367,543	328,221	339,467
620	Other Woven Filament Fabrics	76,903	71,872	67,614	85,692	85,710	74,971
621	Impression fabric	47,586	12,941	8,697	52,495	15,909	12,518
622	Glass Fiber Fabrics	24,649	20,307	21,949	19,735	19,389	20,751
624	MMF Fabric Mixed with Wool	84,118	55,934	59,980	129,598	108,809	124,914
625	MMF Poplin & Broadcloth	32,230	32,489	38,347	38,217	36,407	48,265
626	MMF Printcloth	14,156	8,297	6,274	6,251	4,595	4,433
627	MMF Sheeting	3,316	3,778	5,029	4,231	6,624	9,313
628	MMF Twills & Sateens	15,876	12,996	14,186	10,253	11,227	10,986
629	Other MMF Fabric	36,276	37,340	29,894	54,937	66,088	60,521
630	MMF Handkerchiefs	1,687	1,781	2,532	1,999	2,471	3,373
631	MMF Gloves	36,907	34,345	33,903	69,847	72,466	76,139
632	MMF Hosiery	47,940	48,918	48,357	56,791	59,866	63,475
633	MMF Suit-type Coats, MB	12,834	13,175	14,493	67,637	80,467	97,869
634	Other MMF Coats, MB	138,206	140,298	147,460	316,136	345,337	427,601
635	MMF Coats, WGI	167,003	166,163	183,032	410,552	455,560	556,144
636	MMF Dresses	140,178	141,070	143,091	293,265	338,517	364,620
637	MMF Playsuits	49,328	36,997	28,407	51,241	45,033	37,098
638	MMF Knit Shirts, MB	208,380	191,789	157,013	404,125	495,798	425,964
639	MMF Knit Shirts, WGI	305,852	300,490	244,192	687,306	896,467	740,010
640	MMF Non-knit Shirts, MB	329,760	313,523	272,776	580,322	573,619	536,969
641	MMF Non-knit Shirts, WGI	166,103	130,797	134,597	668,882	578,219	627,279
642	MMF Skirts	49,676	53,945	49,185	207,721	263,494	249,312
643	MMF Suits, MB	9,682	10,749	11,170	59,356	64,624	69,564
644	MMF Suits, WGI	29,239	29,237	24,632	114,762	125,318	124,944
645	MMF Sweaters, MB	99,406	114,199	120,186	161,595	218,462	237,708

U.S. general imports from ALL COUNTRIES by MFA categories, 1986-88

Cate- gory	Description	1986	1987	1988	1986	1987	1988
		1,000 equivalent square yards			1,000 dollars		
646	MMF Sweaters, WGI	359,437	331,925	269,618	702,707	720,987	569,305
647	MMF Trousers, MB	167,946	182,546	172,791	432,314	527,593	563,311
648	MMF Trousers, WGI	218,949	199,762	196,155	491,154	507,253	576,249
649	MMF Brassieres etc.	68,286	75,478	84,655	205,706	241,797	296,627
650	MMF Dressing Gowns	23,927	28,580	36,311	27,131	30,437	47,217
651	MMF Nightwear	120,554	131,870	141,874	83,874	105,796	124,745
652	MMF Underwear	179,771	187,206	210,181	82,594	96,191	120,234
653	MMF Down-filled Coats, MB	7,058	6,166	6,923	43,839	41,208	53,910
654	MMF Down-filled Coats, WGI	4,631	4,351	4,960	29,163	27,221	33,567
659	Other MMF Apparel	422,224	448,499	462,198	373,583	421,055	498,735
665	MMF Floor Coverings	15,012	14,422	14,806	82,785	91,038	101,286
666	Other MMF Furnishings	338,033	341,306	328,701	159,121	173,002	169,433
669	Other MMF Manufactures	179,107	350,105	404,684	48,206	110,745	130,815
670	MMF Flat Goods, etc.	327,902	324,273	289,976	424,343	491,092	492,942
800	SLR Yarn	1,672	3,788	3,571	1,365	2,682	2,555
810	SLR Fabric	12,909	27,972	25,946	34,313	78,334	72,917
831	SLR Gloves	137	754	492	135	788	539
832	SLR Hosiery	155	107	93	517	549	363
833	SLR Suit-type Coats, MB	747	1,205	1,303	5,527	13,688	15,495
834	Other SLR Coats, MB	309	744	808	1,719	5,554	6,906
835	SLR Coats, WGI	4,560	9,541	9,313	18,450	45,453	50,985
836	SLR Dresses	2,832	7,870	7,398	14,265	43,005	42,639
838	SLR Knit Shirts	308	1,658	3,625	2,198	10,408	17,988
840	SLR Non-knit Shirts	5,640	17,849	18,981	42,415	95,289	100,970
842	SLR Skirts	4,152	10,889	7,600	27,409	72,092	50,352
843	SLR Suits, MB	169	733	421	1,485	10,074	9,151
844	SLR Suits, WGI	724	2,297	4,186	4,311	13,910	22,181
845	Sweaters, Other Veg. Fibers	154,015	329,244	205,795	363,434	862,361	551,781
846	Sweaters, Silk Blends	13,559	46,206	31,057	34,183	109,433	80,160
847	SLR Trousers	9,129	37,029	33,131	33,773	125,576	134,317
850	SLR Robes	528	581	352	2,305	2,109	1,496
851	SLR Nightwear	324	475	305	1,427	1,652	981
852	SLR Underwear	1,823	869	706	2,001	2,100	1,602
858	SLR Neckties	977	631	459	12,567	9,642	7,256
859	Other SLR Apparel	6,188	8,401	15,745	14,339	21,805	17,681
863	SLR Towels	116	437	1,774	370	1,025	1,235
870	SLR Handbags and Flatgoods	15,494	51,217	38,402	22,228	54,572	37,675
871	Handbags & Flatgoods Silk & Veg	2,858	6,197	6,036	5,783	14,527	12,992
899	Other SLR Manufactures	17,200	63,421	53,990	8,930	19,614	17,399
Total		13083056	13737067	12850239	19667528	23471708	23380314

Source: Compiled from official statistics of the U.S. Department of Commerce.

Note.--A zero (0) indicates less than \$500 or 500 equivalent square yards. 1986 data for silk blends, linen, and ramie represent imports from August, when the data were first collected, through December, 1986.

U.S. general imports from CARIBBEAN BASIN INITIATIVE countries by MFA categories, 1986-88

Category	Description	1,000 equivalent square yards			-----1,000 dollars-----		
		1986	1987	1988	1986	1987	1988
200	Cot or MMF Yarns, Sewing Thread	0	5	54	0	10	106
201	Cot or MMF Specialty Yarns	1,040	3,363	2,099	126	485	411
218	Cot or MMF Different Color Yarns	1,057	1,588	1,254	922	1,396	1,079
219	Cot or MMF Duck Fabric	0	0	210	0	0	113
220	Cot or MMF Special Weave Fabric	1,294	769	1,471	776	595	771
222	Cot or MMF Knit Fabric	77	2,424	2,695	37	1,032	1,078
223	Cot or MMF Non-woven Fabric	414	0	0	29	0	0
224	Cot or MMF Pile & Tufted Fabric	69	988	850	136	2,028	1,699
225	Cot or MMF Denim	0	3	2	0	7	2
226	Cot or MMF Cheesecloth & Batistes	1	33	575	1	35	233
227	Cot or MMF Oxford Cloth	1	142	6	1	135	6
229	Cot or MMF Special Purpose Fabric	504	829	1,143	1,038	2,079	2,788
239	Cot or MMF Apparel for Infants	624	1,325	1,235	1,541	3,313	3,172
300	Carded Cotton Yarn	32,713	39,175	30,847	7,229	10,067	8,219
301	Combed Cotton Yarn	3,549	3,833	3,455	934	1,126	1,052
313	Cotton Sheeting	952	3,863	3,782	282	2,303	2,682
314	Cotton Poplin & Broadcloth	864	724	684	649	568	567
315	Cotton Printcloth	47	329	3	43	265	3
317	Cotton Twills and Sateens	668	125	2,101	244	181	1,399
326	Cotton Sateens	2	3	10	1	3	21
330	Cotton Handkerchiefs	1	0	0	1	0	0
331	Cotton Gloves & Mittens	5,718	7,731	8,999	2,267	3,580	4,450
332	Cotton Hosiery	2	35	51	2	47	87
333	Cotton Suit-type Coats, MB	294	287	287	907	1,025	654
334	Other Cotton Coats, MB	2,523	3,085	3,554	6,199	8,906	9,922
335	Cotton Coats, WGI	2,928	3,420	3,794	4,053	6,319	7,394
336	Cotton Dresses	5,247	8,208	12,803	6,612	11,893	19,279
337	Cotton Playsuits	2,737	2,388	1,964	3,535	3,531	4,154
338	Cotton Knit Shirts, MB	5,184	12,374	17,236	31,370	64,249	85,694
339	Cotton Knit Shirts, WGI	2,065	11,148	15,083	7,816	43,590	65,285
340	Cotton Non-knit Shirts, MB	32,211	38,271	40,095	51,610	65,174	79,474
341	Cotton Non-knit Shirts, WGI	17,085	18,485	16,308	46,281	54,171	43,914
342	Cotton Skirts	2,151	7,831	10,955	6,378	23,579	31,848
345	Cotton Sweaters	2,632	4,737	5,994	6,181	11,201	12,805
347	Cotton Trousers, MB	37,761	55,188	69,276	104,013	152,805	210,321
348	Cotton Trousers, WGI	18,249	27,480	44,071	38,495	60,653	107,158
349	Cotton Brassieres, etc.	1,140	247	376	6,266	750	882
350	Cotton Dressing Gowns	2,361	3,049	6,008	1,744	3,252	6,137
351	Cotton Nightwear	20,869	18,621	21,010	15,630	13,451	15,742
352	Cotton Underwear	15,881	20,534	35,704	10,257	13,797	28,573
359	Other Cotton Apparel	12,713	15,640	11,135	14,197	19,096	16,001
360	Cotton Pillowcases	23	26	12	57	63	35
361	Cotton Sheets	54	34	0	64	31	0
362	Cotton Bedspreads & Quilts	59	348	1,655	364	1,178	4,776
363	Cotton Pile Towels	2,238	2,261	2,474	5,408	5,182	6,080
369	Other Cotton Manufactures	12,873	20,133	26,256	13,886	20,465	28,813
400	Wool Tops & Yarn	13	3	0	14	10	1
410	Woolen & Worsted Fabric	0	6	0	2	25	1
414	Other Wool Fabrics	8	5	0	276	149	7
431	Wool Gloves and Mittens	49	40	40	721	568	734
432	Wool Hosiery	0	0	0	1	1	0
433	Wool Suit-type Coats, MB	367	162	594	3,248	1,632	5,174
434	Other Wool Coats, MB	21	1	8	200	9	17

U.S. general imports from CARIBBEAN BASIN INITIATIVE countries by MFA categories, 1986-88

Category	Description	1986	1987	1988	1986	1987	1988
		1,000 equivalent square yards			1,000 dollars		
435	Wool Coats, WGI	1,523	1,693	2,295	6,317	8,475	10,949
436	Wool Dresses	47	12	37	132	44	107
438	Wool Knit Shirts	0	2	0	1	9	1
440	Wool Non-knit Shirts	29	11	0	50	22	0
442	Wool Skirts	616	635	526	4,106	3,912	2,974
443	Wool Suits, MB	300	534	817	3,271	5,973	10,467
444	Wool Suits, WGI	639	478	640	3,823	2,925	4,010
445	Wool Sweaters, MB	452	418	211	2,105	2,132	1,196
446	Wool Sweaters, WGI	146	202	108	815	1,199	679
447	Wool Trousers, MB	158	151	706	1,033	1,195	4,842
448	Wool Trousers, WGI	426	304	566	3,077	3,308	5,251
459	Other Wool Apparel	153	298	717	1,104	1,975	5,572
464	Wool Blankets	3	4	1	6	15	2
465	Wool Floor Coverings	2	1	1	21	31	42
469	Other Wool Manufactures	32	31	28	262	415	372
600	Textured Filament Yarns	0	0	133	0	0	123
604	Synthetic Staple Fiber Yarns	200	2,222	1,169	132	1,223	596
606	Non-textured Filament Yarns	72,027	73,290	70,067	8,228	8,207	8,064
607	Other MMF Staple Yarns	91	0	672	27	0	311
611	Woven Fabrics of Artificial Staple	37	18	11	58	28	12
613	MMF Sheeting	0	1	33	0	0	32
614	MMF Poplin and Broadcloth	17	57	86	15	59	85
615	MMF Printcloth	63	196	0	73	130	0
617	MMF Twills and Sateens	0	0	638	0	0	781
618	Woven Fabrics of C-F MMF Yarns	6	0	0	7	0	0
619	Woven Polyester Filament Fabrics	11	62	0	11	39	0
620	Other Woven Filament Fabrics	54	104	166	75	78	122
621	Impression fabric	0	2	0	1	3	0
624	MMF Fabric Mixed with Wool	0	0	2	0	0	6
627	MMF Sheeting	1	0	80	1	0	69
629	Other MMF Fabric	124	72	99	69	55	102
630	MMF Handkerchiefs	5	4	0	8	8	0
631	MMF Gloves	708	1,187	508	1,453	1,728	1,827
632	MMF Hosiery	5,773	10,199	13,030	5,701	10,237	12,791
633	MMF Suit-type Coats, MB	1,889	2,334	3,190	7,858	12,734	20,220
634	Other MMF Coats, MB	3,019	2,242	4,914	4,523	3,097	7,930
635	MMF Coats, WGI	6,811	5,821	7,629	14,701	11,026	16,909
636	MMF Dresses	9,236	12,738	13,316	11,172	17,483	23,314
637	MMF Playsuits	776	1,808	1,710	561	1,461	1,536
638	MMF Knit Shirts, MB	1,224	3,943	7,885	2,155	7,056	10,254
639	MMF Knit Shirts, WGI	3,671	3,564	6,292	6,341	7,415	11,510
640	MMF Non-knit Shirts, MB	5,754	8,374	6,987	8,212	12,046	11,672
641	MMF Non-knit Shirts, WGI	10,264	12,099	13,328	27,349	32,592	40,034
642	MMF Skirts	3,500	5,340	5,723	10,782	19,953	20,746
643	MMF Suits, MB	229	505	1,442	490	1,481	3,142
644	MMF Suits, WGI	5,019	4,493	4,286	16,701	16,946	18,149
645	MMF Sweaters, MB	1,031	1,443	1,707	1,055	1,997	2,272
646	MMF Sweaters, WGI	1,112	2,383	4,314	1,247	3,538	6,133
647	MMF Trousers, MB	17,189	20,931	21,503	53,974	63,703	68,282
648	MMF Trousers, WGI	9,797	8,946	12,620	17,778	21,400	37,111
649	MMF Brassieres etc.	30,967	35,178	41,040	93,129	111,466	144,850
650	MMF Dressing Gowns	6,420	7,899	15,473	7,240	7,463	17,146
651	MMF Nightwear	40,372	43,017	45,789	22,641	23,440	28,512
652	MMF Underwear	35,406	45,166	57,185	25,513	30,377	39,321

U.S. general imports from CARIBBEAN BASIN INITIATIVE countries by MFA categories, 1986-88

Cate- gory	Description	1986	1987	1988	1986	1987	1988
		1,000 equivalent square yards			1,000 dollars		
653	MMF Down-filled Coats, MB	12	0	0	105	0	0
659	Other MMF Apparel	15,162	15,269	18,437	15,580	16,353	21,253
665	MMF Floor Coverings	0	1	3	10	21	25
666	Other MMF Furnishings	4,248	3,643	15,221	3,023	2,965	5,685
669	Other MMF Manufactures	7,010	4,997	21,850	4,936	2,854	5,960
670	MMF Flat Goods, etc.	8,550	6,454	6,664	3,680	7,467	8,102
800	SLR Yarn	0	8	0	0	12	0
832	SLR Hosiery	0	0	0	0	0	0
833	SLR Suit-type Coats, MB	0	0	12	0	0	115
835	SLR Coats, WGI	156	299	364	831	1,938	680
836	SLR Dresses	1	1	3	3	10	22
838	SLR Knit Shirts	0	0	1	2	0	9
840	SLR Non-knit Shirts	2	5	51	22	22	207
842	SLR Skirts	97	155	37	1,148	1,603	169
844	SLR Suits, WGI	23	11	0	37	48	0
845	Sweaters, Other Veg. Fibers	3	250	822	8	455	1,470
847	SLR Trousers	83	181	132	848	1,592	627
850	SLR Robes	0	0	1	0	0	2
852	SLR Underwear	85	0	7	65	1	3
858	SLR Neckties	4	0	5	76	0	6
859	Other SLR Apparel	201	70	30	375	176	35
870	SLR Handbags and Flatgoods	1,402	3,375	3,124	135	2,998	3,185
871	Handbags & Flatgoods Silk & Veg	1	90	10	1	165	23
899	Other SLR Manufactures	1,754	6,562	7,870	161	235	235
Total		565,458	703,086	852,533	808,492	1,115,029	1,469,059

Source: Compiled from official statistics of the U.S. Department of Commerce.

Note.--A zero (0) indicates less than \$500 or 500 equivalent square yards. 1986 data for silk blends, linen, and ramie represent imports from August, when the data were first collected, through December, 1986.

U.S. general imports from the EUROPEAN COMMUNITY by MFA categories, 1986-88

Category	Description	1,000 equivalent square yards			-----1,000 dollars-----		
		1986	1987	1988	1986	1987	1988
200	Cot or MMF Yarns, Sewing Thread	11,864	7,098	7,215	30,646	25,227	24,823
201	Cot or MMF Specialty Yarns	9,284	12,080	12,707	8,521	9,374	10,147
218	Cot or MMF Different Color Yarns	13,169	15,076	16,145	20,155	25,367	25,430
219	Cot or MMF Duck Fabric	416	732	74	815	1,523	229
220	Cot or MMF Special Weave Fabric	20,789	23,390	21,732	59,795	71,816	76,545
222	Cot or MMF Knit Fabric	24,178	17,636	13,413	24,691	24,149	19,588
223	Cot or MMF Non-woven Fabric	170,496	21,414	23,797	34,359	8,517	11,038
224	Cot or MMF Pile & Tufted Fabric	3,266	2,765	2,782	13,769	10,819	10,993
225	Cot or MMF Denim	507	2,058	1,392	1,071	4,122	2,632
226	Cot or MMF Cheesecloth & Batistes	934	1,393	1,014	1,793	1,859	2,562
227	Cot or MMF Oxford Cloth	69	67	80	83	81	217
229	Cot or MMF Special Purpose Fabric	99,516	133,111	130,960	79,550	91,586	103,854
239	Cot or MMF Apparel for Infants	940	745	991	4,024	3,249	3,796
300	Carded Cotton Yarn	12,563	17,888	14,957	4,581	6,496	6,564
301	Combed Cotton Yarn	2,520	2,594	1,646	1,557	1,915	3,095
313	Cotton Sheetting	11,101	35,000	8,230	16,196	34,067	19,895
314	Cotton Poplin & Broadcloth	2,558	2,780	2,989	7,491	6,196	7,238
315	Cotton Printcloth	2,910	5,822	2,909	6,279	8,255	8,127
317	Cotton Twills and Sateens	4,456	6,563	4,804	13,580	18,428	14,071
326	Cotton Sateens	810	2,124	3,255	2,441	5,956	9,115
330	Cotton Handkerchiefs	342	78	65	998	682	643
331	Cotton Gloves & Mittens	169	81	131	165	209	218
332	Cotton Hosiery	1,070	919	708	3,579	3,940	3,877
333	Cotton Suit-type Coats, MB	308	294	183	3,305	2,981	2,417
334	Other Cotton Coats, MB	1,881	1,357	1,171	12,570	11,320	13,207
335	Cotton Coats, WGI	3,570	3,229	2,864	25,992	26,131	22,375
336	Cotton Dresses	9,232	9,300	7,967	32,521	38,503	36,996
337	Cotton Playsuits	1,190	835	611	4,802	4,965	3,045
338	Cotton Knit Shirts, MB	1,834	2,211	1,678	19,778	25,638	19,772
339	Cotton Knit Shirts, WGI	9,741	13,604	17,435	69,097	102,147	97,694
340	Cotton Non-knit Shirts, MB	8,449	8,465	6,147	42,703	41,641	37,874
341	Cotton Non-knit Shirts, WGI	5,306	3,704	2,270	38,718	27,155	18,308
342	Cotton Skirts	3,325	7,110	4,969	27,393	50,826	34,623
345	Cotton Sweaters	14,294	17,842	12,430	63,856	78,542	60,658
347	Cotton Trousers, MB	2,290	2,705	1,773	17,302	18,470	13,903
348	Cotton Trousers, WGI	9,494	7,773	5,677	57,041	51,299	35,245
349	Cotton Brassieres, etc.	85	30	33	758	468	587
350	Cotton Dressing Gowns	2,142	2,128	1,865	6,682	7,199	7,153
351	Cotton Nightwear	3,558	4,208	3,721	5,586	6,779	6,052
352	Cotton Underwear	6,245	4,057	4,578	9,931	7,873	7,409
353	Cotton Down-filled Coats, MB	6	3	4	167	99	96
354	Cotton Down-filled Coats, WGI	7	14	31	141	232	823
359	Other Cotton Apparel	5,114	3,550	3,549	21,711	15,285	18,076
360	Cotton Pillowcases	3,139	3,166	4,206	6,272	6,368	8,586
361	Cotton Sheets	25,159	26,521	31,300	25,960	29,331	36,372
362	Cotton Bedspreads & Quilts	2,567	2,041	2,406	9,565	6,982	8,183
363	Cotton Pile Towels	1,896	1,711	1,172	10,735	9,074	7,244
369	Other Cotton Manufactures	19,869	16,417	17,999	21,724	23,070	28,052
400	Wool Tops & Yarn	14,488	19,869	17,160	37,836	44,328	45,081
410	Woolen & Worsted Fabric	16,569	15,157	14,012	82,766	89,050	104,342
414	Other Wool Fabrics	5,693	5,322	4,693	40,773	44,707	45,605
431	Wool Gloves and Mittens	71	60	43	1,081	884	967
432	Wool Hosiery	348	348	381	3,891	4,296	5,401

U.S. general imports from the EUROPEAN COMMUNITY by MFA categories, 1986-88

Category	Description	1,000 equivalent square yards			1,000 dollars		
		1986	1987	1988	1986	1987	1988
433	Wool Suit-type Coats, MB	1,322	1,153	1,146	30,857	29,632	29,230
434	Other Wool Coats, MB	2,815	2,501	1,684	26,789	27,964	24,013
435	Wool Coats, WGI	3,772	3,393	3,873	53,358	48,698	60,261
436	Wool Dresses	2,491	1,590	1,130	26,112	21,767	18,791
438	Wool Knit Shirts	540	498	326	8,897	8,496	6,050
440	Wool Non-knit Shirts	1,187	218	231	14,742	4,606	3,633
442	Wool Skirts	3,558	2,729	1,933	47,300	44,484	35,553
443	Wool Suits, MB	4,774	4,557	3,895	94,551	104,150	126,074
444	Wool Suits, WGI	1,134	525	323	17,723	14,346	17,143
445	Wool Sweaters, MB	9,268	6,952	5,536	99,257	93,185	88,018
446	Wool Sweaters, WGI	6,980	5,217	4,304	110,883	98,592	93,713
447	Wool Trousers, MB	2,016	1,989	2,234	28,984	31,076	34,597
448	Wool Trousers, WGI	1,908	1,398	1,393	26,486	20,344	24,691
459	Other Wool Apparel	4,556	3,733	3,153	54,191	49,578	49,390
464	Wool Blankets	484	337	357	3,197	2,769	3,072
465	Wool Floor Coverings	8,865	6,709	5,208	142,598	143,652	119,625
469	Other Wool Manufactures	772	748	996	3,448	4,113	4,783
600	Textured Filament Yarns	163,828	130,668	96,459	49,571	41,600	33,030
603	Artificial Staple Fiber Yarns	526	270	569	329	253	440
604	Synthetic Staple Fiber Yarns	71,873	66,237	24,338	32,201	30,103	12,787
606	Non-textured Filament Yarns	401,839	373,974	373,179	59,909	57,431	67,503
607	Other MMF Staple Yarns	6,713	1,206	1,032	3,658	2,033	1,990
611	Woven Fabrics of Artificial Staple	13,287	17,019	21,340	29,719	40,021	60,896
613	MMF Sheeting	964	824	576	2,400	2,078	1,722
614	MMF Poplin and Broadcloth	475	411	447	1,361	1,409	1,360
615	MMF Printcloth	422	209	322	905	432	386
617	MMF Twills and Sateens	545	606	455	1,543	1,351	1,358
618	Woven Fabrics of C-F MMF Yarns	3,104	2,845	4,112	8,406	11,085	12,274
619	Woven Polyester Filament Fabrics	17,641	9,559	9,543	15,655	10,027	10,028
620	Other Woven Filament Fabrics	15,045	10,635	9,261	25,118	23,772	21,360
621	Impression fabric	8,175	4,519	3,653	8,071	5,617	4,610
622	Glass Fiber Fabrics	6,931	6,992	6,542	4,600	7,675	8,010
624	MMF Fabric Mixed with Wool	69,347	40,714	43,380	90,895	67,409	75,546
625	MMF Poplin & Broadcloth	6,276	2,956	2,764	16,300	8,556	6,425
626	MMF Printcloth	1,030	735	731	1,111	876	777
627	MMF Sheeting	2,117	2,241	2,277	3,202	4,856	5,547
628	MMF Twills & Sateens	3,548	5,095	2,054	3,210	5,349	2,235
629	Other MMF Fabric	12,765	18,379	16,795	27,169	40,048	41,001
630	MMF Handkerchiefs	20	20	19	112	219	176
631	MMF Gloves	164	85	55	656	419	407
632	MMF Hosiery	2,618	1,643	1,968	6,372	4,964	5,371
633	MMF Suit-type Coats, MB	167	104	78	1,649	1,009	1,055
634	Other MMF Coats, MB	890	1,136	558	4,941	5,629	5,123
635	MMF Coats, WGI	1,551	1,115	2,039	14,462	11,645	15,855
636	MMF Dresses	2,577	1,774	1,537	14,902	14,824	15,603
637	MMF Playsuits	765	175	96	1,342	969	755
638	MMF Knit Shirts, MB	535	415	161	2,608	1,992	1,298
639	MMF Knit Shirts, WGI	1,181	394	262	5,812	3,318	2,117
640	MMF Non-knit Shirts, MB	600	389	433	3,395	2,883	4,199
641	MMF Non-knit Shirts, WGI	1,341	890	697	18,059	12,068	10,124
642	MMF Skirts	2,346	2,444	1,772	18,400	19,989	18,067
643	MMF Suits, MB	329	182	165	3,073	2,174	2,332
644	MMF Suits, WGI	574	391	247	5,486	5,368	4,594
645	MMF Sweaters, MB	7,208	5,501	3,466	12,169	10,119	7,074

U.S. general imports from the EUROPEAN COMMUNITY by MFA categories, 1986-88

Category	Description	1986	1987	1988	1986	1987	1988
		1,000 equivalent square yards			1,000 dollars		
646	MMF Sweaters, WGI	12,012	5,753	4,206	29,165	11,257	7,454
647	MMF Trousers, MB	1,187	606	7,763	7,250	6,269	6,909
648	MMF Trousers, WGI	1,477	955	1,059	11,357	8,922	10,882
649	MMF Brassieres etc.	313	236	138	2,956	3,354	2,448
650	MMF Dressing Gowns	111	51	76	521	384	402
651	MMF Nightwear	387	166	98	406	248	271
652	MMF Underwear	1,700	3,050	5,447	3,498	2,709	4,980
653	MMF Down-filled Coats, MB	18	14	12	291	342	285
654	MMF Down-filled Coats, WGI	23	14	18	509	285	237
659	Other MMF Apparel	17,179	16,720	30,788	38,341	43,063	79,055
665	MMF Floor Coverings	6,960	6,987	7,240	32,963	39,847	44,330
666	Other MMF Furnishings	121,888	103,144	68,341	56,638	51,799	38,003
669	Other MMF Manufactures	15,701	66,168	75,231	4,137	27,843	29,718
670	MMF Flat Goods, etc.	1,166	766	1,996	10,794	6,380	14,668
800	SLR Yarn	1,273	2,795	2,510	1,194	2,213	1,973
810	SLR Fabric	5,398	11,126	8,764	21,221	47,720	42,295
831	SLR Gloves	35	1	5	31	10	15
832	SLR Hosiery	25	50	79	120	323	309
833	SLR Suit-type Coats, MB	119	262	269	2,382	6,526	5,512
834	Other SLR Coats, MB	26	102	132	508	2,418	3,240
835	SLR Coats, WGI	122	437	650	2,345	7,720	9,258
836	SLR Dresses	76	278	289	1,645	7,299	6,265
838	SLR Knit Shirts	5	19	19	176	867	827
840	SLR Non-knit Shirts	152	652	930	4,538	17,131	15,573
842	SLR Skirts	59	332	560	1,272	6,798	6,337
843	SLR Suits, MB	48	404	200	795	8,000	6,791
844	SLR Suits, WGI	29	156	64	1,116	4,047	2,622
845	Sweaters, Other Veg. Fibers	60	233	261	564	2,653	2,757
846	Sweaters, Silk Blends	15	36	28	259	795	575
847	SLR Trousers	144	641	698	3,293	14,382	12,890
850	SLR Robes	17	18	38	454	378	325
851	SLR Nightwear	29	35	47	300	241	179
852	SLR Underwear	81	145	43	321	497	163
858	SLR Neckties	891	607	441	11,534	9,313	7,008
859	Other SLR Apparel	632	1,025	824	3,650	8,660	5,180
863	SLR Towels	32	75	84	214	523	566
870	SLR Handbags and Flatgoods	69	30	12	476	175	88
871	Handbags & Flatgoods Silk & Veg	165	288	138	2,070	3,213	2,314
899	Other SLR Manufactures	1,993	3,859	7,287	2,051	4,428	4,269
Total		1,649,176	1,479,682	1,335,220	2,586,299	2,705,529	2,669,885

Source: Compiled from official statistics of the U.S. Department of Commerce.

Note.--A zero (0) indicates less than \$500 or 500 equivalent square yards. 1986 data for silk blends, linen, and ramie represent imports from August, when the data were first collected, through December, 1986.

SECTION C
IMPORTS FROM SELECTED COUNTRIES
BY MFA CATEGORIES

U.S. general imports from ARGENTINA by MFA categories, 1986-88

Category	Description	1986	1987	1988	1986	1987	1988
		1,000 equivalent square yards			-----1,000 dollars-----		
200	Cot or MMF Yarns, Sewing Thread	148	0	6	139	0	8
218	Cot or MMF Different Color Yarns	26	793	114	27	1,112	161
219	Cot or MMF Duck Fabric	0	266	107	0	381	107
220	Cot or MMF Special Weave Fabric	141	579	921	214	1,002	1,097
222	Cot or MMF Knit Fabric	0	3	3,288	0	1	1,663
224	Cot or MMF Pile & Tufted Fabric	0	0	0	0	0	1
225	Cot or MMF Denim	0	5,746	3,416	0	8,098	3,863
226	Cot or MMF Cheesecloth & Batistes	0	644	0	0	111	0
229	Cot or MMF Special Purpose Fabric	0	554	407	0	117	55
239	Cot or MMF Apparel for Infants	5	3	9	29	12	40
300	Carded Cotton Yarn	722	16,722	7,229	139	4,866	2,292
301	Combed Cotton Yarn	1,579	1,550	6,519	502	561	2,630
313	Cotton Sheeting	2,036	5,373	2,733	762	3,275	1,334
314	Cotton Poplin & Broadcloth	106	555	136	59	393	133
315	Cotton Printcloth	1,048	973	0	407	528	0
317	Cotton Twills and Sateens	3,359	5,237	1,458	1,632	3,443	1,260
326	Cotton Sateens	0	102	404	0	73	268
332	Cotton Hosiery	0	0	0	0	1	0
333	Cotton Suit-type Coats, MB	1	14	2	14	130	22
334	Other Cotton Coats, MB	7	304	918	22	1,935	3,646
335	Cotton Coats, WGI	12	281	385	40	909	1,190
336	Cotton Dresses	14	12	42	71	40	76
337	Cotton Playsuits	1	8	24	4	26	111
338	Cotton Knit Shirts, MB	0	11	381	2	72	1,523
339	Cotton Knit Shirts, WGI	7	143	1,145	184	735	5,090
340	Cotton Non-knit Shirts, MB	6	4	61	30	16	168
341	Cotton Non-knit Shirts, WGI	6	40	38	42	228	101
342	Cotton Skirts	50	118	622	361	401	2,621
345	Cotton Sweaters	61	73	172	342	190	358
347	Cotton Trousers, MB	1	29	276	6	190	1,186
348	Cotton Trousers, WGI	12	112	2,351	76	386	10,591
349	Cotton Brassieres, etc.	0	0	0	0	2	4
350	Cotton Dressing Gowns	0	0	57	0	0	43
351	Cotton Nightwear	1	0	175	11	0	235
352	Cotton Underwear	0	6	273	1	29	326
359	Other Cotton Apparel	59	41	33	68	81	64
360	Cotton Pillowcases	0	0	12	0	0	5
361	Cotton Sheets	0	0	205	0	0	126
363	Cotton Pile Towels	149	167	274	1,086	1,210	1,171
369	Other Cotton Manufactures	2	1	133	3	1	93
400	Wool Tops & Yarn	68	7	0	64	25	0
410	Woolen & Worsted Fabric	595	222	314	2,055	739	1,427
414	Other Wool Fabrics	5	0	0	22	0	1
431	Wool Gloves and Mittens	0	0	0	2	0	0
432	Wool Hosiery	0	0	0	2	0	0
433	Wool Suit-type Coats, MB	0	0	18	0	0	141
434	Other Wool Coats, MB	108	102	0	479	484	1
435	Wool Coats, WGI	2	2	97	31	25	398
436	Wool Dresses	8	15	9	152	96	75
438	Wool Knit Shirts	9	8	19	86	111	315
440	Wool Non-knit Shirts	2	0	0	16	0	0
442	Wool Skirts	24	46	138	298	619	1,129
443	Wool Suits, MB	0	0	1	0	0	8

U.S. general imports from ARGENTINA by MFA categories, 1986-88

Category	Description	1,000 equivalent square yards			1,000 dollars		
		1986	1987	1988	1986	1987	1988
444	Wool Suits, WGI	0	0	14	2	0	46
445	Wool Sweaters, MB	4	13	6	40	145	68
446	Wool Sweaters, WGI	33	91	72	450	941	754
447	Wool Trousers, MB	0	0	15	0	0	107
448	Wool Trousers, WGI	0	3	881	3	44	6,215
459	Other Wool Apparel	3	118	235	20	597	1,337
464	Wool Blankets	0	0	0	0	0	0
465	Wool Floor Coverings	0	1	4	58	1	358
469	Other Wool Manufactures	0	48	101	0	118	257
600	Textured Filament Yarns	0	48	0	0	18	0
606	Non-textured Filament Yarns	1,049	1,355	1,945	124	328	261
611	Woven Fabrics of Artificial Staple	0	0	126	0	0	133
617	MMF Twills and Sateens	7	0	0	7	0	0
618	Woven Fabrics of C-F MMF Yarns	15	0	2	15	0	4
619	Woven Polyester Filament Fabrics	0	53	0	0	7	0
620	Other Woven Filament Fabrics	0	0	82	0	0	129
624	MMF Fabric Mixed with Wool	0	0	7	0	0	17
626	MMF Printcloth	0	0	2	0	0	3
628	MMF Twills & Sateens	100	0	0	25	0	0
629	Other MMF Fabric	0	3	9	0	14	24
631	MMF Gloves	0	0	0	0	0	1
633	MMF Suit-type Coats, MB	1	0	6	3	0	51
634	Other MMF Coats, MB	1	9	6	4	16	16
635	MMF Coats, WGI	1	0	2	15	1	10
636	MMF Dresses	0	1	14	0	2	22
637	MMF Playsuits	0	1	5	0	1	22
638	MMF Knit Shirts, MB	1	0	2	2	0	10
639	MMF Knit Shirts, WGI	0	0	2	1	1	12
640	MMF Non-knit Shirts, MB	0	0	7	0	0	28
641	MMF Non-knit Shirts, WGI	6	0	1	2	0	12
642	MMF Skirts	0	0	2	0	2	10
644	MMF Suits, WGI	0	0	1	0	1	0
645	MMF Sweaters, MB	0	2	1	0	3	2
646	MMF Sweaters, WGI	3	1	3	3	2	4
647	MMF Trousers, MB	0	0	13	2	0	75
648	MMF Trousers, WGI	4	0	2	20	1	6
650	MMF Dressing Gowns	0	0	2	0	0	6
651	MMF Nightwear	0	0	5	0	0	10
652	MMF Underwear	0	3	59	0	6	69
659	Other MMF Apparel	31	3	66	54	13	120
669	Other MMF Manufactures	259	7,855	13,447	22	780	1,678
670	MMF Flat Goods, etc.	2	1	0	2	3	0
810	SLR Fabric	0	58	0	0	108	0
842	SLR Skirts	0	0	0	0	0	0
845	Sweaters, Other Veg. Fibers	0	0	0	0	2	0
847	SLR Trousers	0	0	0	0	0	0
852	SLR Underwear	0	1	0	0	5	0
859	Other SLR Apparel	0	43	0	0	27	0
Total		11,903	50,579	52,070	10,356	35,844	59,034

Source: Compiled from official statistics of the U.S. Department of Commerce.

Note.--A zero (0) indicates less than \$500 or 500 equivalent square yards. 1986 data for silk blends, linen, and ramie represent imports from August, when the data were first collected, through December, 1986.

U.S. general imports from AUSTRALIA by MFA categories 1986-88

Category	Description	1986	1987	1988	1986	1987	1988
		1,000 equivalent square yards			-----1,000 dollars-----		
200	Cot or MMF Yarns, Sewing Thread	0	0	2	0	0	5
201	Cot or MMF Specialty Yarns	7	1	0	1	1	0
218	Cot or MMF Different Color Yarns	4	26	143	8	85	115
220	Cot or MMF Special Weave Fabric	17	10	52	45	12	124
222	Cot or MMF Knit Fabric	4	14	81	2	19	150
223	Cot or MMF Non-woven Fabric	1,275	249	152	325	168	83
224	Cot or MMF Pile & Tufted Fabric	0	0	0	0	1	1
225	Cot or MMF Denim	0	0	10	0	0	44
226	Cot or MMF Cheesecloth & Batistes	5	0	0	13	0	1
227	Cot or MMF Oxford Cloth	0	1	3	0	2	9
229	Cot or MMF Special Purpose Fabric	1,115	168	1,025	174	169	509
239	Cot or MMF Apparel for Infants	6	4	42	3	19	120
313	Cotton Sheeting	5	89	974	18	69	1,001
314	Cotton Poplin & Broadcloth	15	2	0	24	6	2
315	Cotton Printcloth	2	0	0	5	0	2
317	Cotton Twills and Sateens	7	3	0	14	6	0
331	Cotton Gloves & Mittens	0	0	0	0	0	0
332	Cotton Hosiery	7	2	3	19	9	20
333	Cotton Suit-type Coats, MB	8	4	2	20	18	9
334	Other Cotton Coats, MB	62	95	116	595	1,296	1,741
335	Cotton Coats, WGI	39	77	31	420	814	334
336	Cotton Dresses	33	59	85	141	278	201
337	Cotton Playsuits	1	71	24	2	224	126
338	Cotton Knit Shirts, MB	29	246	44	246	1,424	280
339	Cotton Knit Shirts, WGI	26	122	42	349	1,330	531
340	Cotton Non-knit Shirts, MB	57	24	65	242	151	352
341	Cotton Non-knit Shirts, WGI	19	40	5	168	644	94
342	Cotton Skirts	10	62	50	116	637	321
345	Cotton Sweaters	2	235	488	15	321	1,166
347	Cotton Trousers, MB	584	609	681	2,165	2,016	2,436
348	Cotton Trousers, WGI	60	133	119	353	1,020	800
349	Cotton Brassieres, etc.	0	0	0	0	0	0
350	Cotton Dressing Gowns	1	5	2	4	19	3
351	Cotton Nightwear	7	0	0	31	0	0
352	Cotton Underwear	4	4	1	9	26	4
353	Cotton Down-filled Coats, MB	0	0	0	5	0	0
354	Cotton Down-filled Coats, WGI	0	0	0	9	0	0
359	Other Cotton Apparel	77	111	111	259	530	466
360	Cotton Pillowcases	0	0	124	0	2	600
361	Cotton Sheets	1	34	1,230	2	144	2,501
362	Cotton Bedspreads & Quilts	23	2	239	130	6	821
363	Cotton Pile Towels	1	4	0	20	30	4
369	Other Cotton Manufactures	24	176	278	35	87	372
400	Wool Tops & Yarn	706	722	722	868	973	1,742
410	Woolen & Worsted Fabric	114	5	12	312	83	70
414	Other Wool Fabrics	200	88	92	968	734	889
432	Wool Hosiery	3	0	2	25	3	20
433	Wool Suit-type Coats, MB	1	0	1	18	6	11
434	Other Wool Coats, MB	2	5	2	33	49	18
435	Wool Coats, WGI	26	10	14	138	78	145
436	Wool Dresses	13	5	12	74	54	165
438	Wool Knit Shirts	0	1	0	4	14	1
440	Wool Non-knit Shirts	4	3	4	31	33	62

U.S. general imports from AUSTRALIA by MFA categories, 1986-88

Category	Description	1,000 equivalent square yards			1,000 dollars		
		1986	1987	1988	1986	1987	1988
442	Wool Skirts	3	3	11	43	42	254
443	Wool Suits, MB	4	1	0	77	16	5
444	Wool Suits, WGI	1	0	3	12	3	37
445	Wool Sweaters, MB	7	77	30	103	257	615
446	Wool Sweaters, WGI	4	38	53	74	975	1,881
447	Wool Trousers, MB	0	5	9	11	134	222
448	Wool Trousers, WGI	2	2	9	39	42	209
459	Other Wool Apparel	42	16	21	266	258	355
464	Wool Blankets	113	4	2	725	46	31
465	Wool Floor Coverings	84	59	100	2,382	1,040	1,415
469	Other Wool Manufactures	16	535	68	552	1,106	207
604	Synthetic Staple Fiber Yarns	0	0	23	0	0	31
606	Non-textured Filament Yarns	1,466	1	577	49	1	28
611	Woven Fabrics of Artificial Staple	6	0	0	10	0	0
613	MMF Sheeting	1	0	3	1	1	2
614	MMF Poplin and Broadcloth	0	0	40	0	0	22
615	MMF Printcloth	1	1	0	2	1	0
617	MMF Twills and Sateens	0	0	16	0	0	72
618	Woven Fabrics of C-F MMF Yarns	7	0	0	31	1	1
619	Woven Polyester Filament Fabrics	37	1	52	68	4	64
620	Other Woven Filament Fabrics	23	10	3	64	51	9
621	Impression fabric	48	1	0	68	6	0
624	MMF Fabric Mixed with Wool	0	0	34	0	0	78
625	MMF Poplin & Broadcloth	0	0	0	1	0	0
628	MMF Twills & Sateens	115	1	0	14	4	4
629	Other MMF Fabric	303	82	44	414	52	70
631	MMF Gloves	0	0	0	0	0	1
632	MMF Hosiery	15	0	2	61	7	15
633	MMF Suit-type Coats, MB	0	1	0	1	14	0
634	Other MMF Coats, MB	3	1	3	34	20	27
635	MMF Coats, WGI	13	15	9	118	143	96
636	MMF Dresses	58	64	56	377	519	437
637	MMF Playsuits	4	2	2	33	4	33
638	MMF Knit Shirts, MB	4	19	220	19	61	301
639	MMF Knit Shirts, WGI	35	77	13	171	276	61
640	MMF Non-knit Shirts, MB	9	12	0	28	18	0
641	MMF Non-knit Shirts, WGI	6	9	23	79	134	388
642	MMF Skirts	5	160	23	58	1,088	317
643	MMF Suits, MB	0	1	0	2	6	0
644	MMF Suits, WGI	8	44	11	76	347	153
645	MMF Sweaters, MB	0	4	1	0	25	2
646	MMF Sweaters, WGI	1	1	3	10	6	5
647	MMF Trousers, MB	21	4	1	88	40	9
648	MMF Trousers, WGI	6	9	8	67	101	76
649	MMF Brassieres etc.	8	12	0	57	154	0
650	MMF Dressing Gowns	0	0	0	0	0	3
651	MMF Nightwear	2	0	2	2	1	1
652	MMF Underwear	5	0	4	17	14	14
654	MMF Down-filled Coats, WGI	2	0	0	54	0	0
659	Other MMF Apparel	223	301	612	973	812	1,426
665	MMF Floor Coverings	0	0	0	4	0	1
666	Other MMF Furnishings	281	107	379	197	120	172
669	Other MMF Manufactures	2	315	86	1	179	61
670	MMF Flat Goods, etc.	2	3	1	5	14	3

U.S. general imports from AUSTRALIA by MFA categories, 1986-88

Category	Description	1,000 equivalent square yards			1,000 dollars		
		1986	1987	1988	1986	1987	1988
810	SLR Fabric	1	0	0	13	1	2
832	SLR Hosiery	0	0	0	0	1	0
833	SLR Suit-type Coats, MB	0	0	0	0	4	0
834	Other SLR Coats, MB	0	1	1	0	15	1
835	SLR Coats, WGI	0	2	4	3	34	48
836	SLR Dresses	0	3	10	4	35	81
838	SLR Knit Shirts	0	0	0	0	26	0
840	SLR Non-knit Shirts	1	1	3	16	18	39
842	SLR Skirts	1	1	1	13	21	24
843	SLR Suits, MB	0	0	1	0	1	6
844	SLR Suits, WGI	9	3	5	66	10	51
845	Sweaters, Other Veg. Fibers	0	0	0	0	3	0
847	SLR Trousers	0	2	2	1	39	35
850	SLR Robes	0	5	11	0	122	202
851	SLR Nightwear	0	0	0	0	8	3
852	SLR Underwear	0	0	0	0	2	7
858	SLR Neckties	0	2	0	0	52	6
859	Other SLR Apparel	2	55	12	4	164	43
863	SLR Towels	0	1	0	0	4	0
870	SLR Handbags and Flatgoods	0	0	0	0	0	0
899	Other SLR Manufactures	0	0	0	0	0	0
Total		7,621	5,602	9,693	16,112	22,310	28,236

Source: Compiled from official statistics of the U.S. Department of Commerce.

Note.--A zero (0) indicates less than \$500 or 500 equivalent square yards. 1986 data for silk blends, linen, and ramie represent imports from August, when the data were first collected, through December, 1986.

U.S. general imports from AUSTRIA by MFA categories, 1986-88

Category	Description	1986	1987	1988	1986	1987	1988
		1,000 equivalent square yards			-----1,000 dollars-----		
200	Cot or MMF Yarns, Sewing Thread	31	34	5	16	57	4
201	Cot or MMF Specialty Yarns	21	2	46	43	14	112
218	Cot or MMF Different Color Yarns	100	159	33	259	412	204
219	Cot or MMF Duck Fabric	2	0	0	7	1	0
220	Cot or MMF Special Weave Fabric	236	166	354	963	965	1,598
222	Cot or MMF Knit Fabric	556	673	639	584	1,083	1,252
223	Cot or MMF Non-woven Fabric	10,644	2,197	0	1,177	269	0
224	Cot or MMF Pile & Tufted Fabric	72	15	19	424	121	73
225	Cot or MMF Denim	1	0	0	8	2	5
226	Cot or MMF Cheesecloth & Batistes	7	5	29	22	18	85
227	Cot or MMF Oxford Cloth	0	1	0	0	3	1
229	Cot or MMF Special Purpose Fabric	1,184	3,077	1,711	1,356	1,993	2,073
239	Cot or MMF Apparel for Infants	4	3	0	44	22	3
300	Carded Cotton Yarn	0	0	25	0	0	13
301	Combed Cotton Yarn	273	2	1	76	3	1
313	Cotton Sheeting	121	133	119	212	536	405
314	Cotton Poplin & Broadcloth	93	16	17	251	61	63
315	Cotton Printcloth	138	16	43	542	57	126
317	Cotton Twills and Sateens	93	51	22	247	219	173
326	Cotton Sateens	259	157	116	647	560	262
330	Cotton Handkerchiefs	0	0	0	1	0	0
331	Cotton Gloves & Mittens	16	0	0	28	5	0
332	Cotton Hosiery	53	57	51	141	207	209
333	Cotton Suit-type Coats, MB	2	4	2	26	86	37
334	Other Cotton Coats, MB	13	13	22	114	124	152
335	Cotton Coats, WGI	60	29	35	533	268	319
336	Cotton Dresses	36	17	15	230	83	40
337	Cotton Playsuits	108	128	82	340	385	397
338	Cotton Knit Shirts, MB	31	48	19	585	639	430
339	Cotton Knit Shirts, WGI	57	93	80	811	1,039	1,047
340	Cotton Non-knit Shirts, MB	18	16	2	38	78	19
341	Cotton Non-knit Shirts, WGI	55	43	28	668	623	448
342	Cotton Skirts	32	26	21	733	636	488
345	Cotton Sweaters	102	198	77	586	878	461
347	Cotton Trousers, MB	19	11	33	162	127	179
348	Cotton Trousers, WGI	41	29	6	435	256	88
350	Cotton Dressing Gowns	20	1	3	115	21	35
351	Cotton Nightwear	12	3	1	13	5	3
352	Cotton Underwear	53	32	131	228	68	968
353	Cotton Down-filled Coats, MB	0	0	0	15	9	0
354	Cotton Down-filled Coats, WGI	0	0	0	4	4	1
359	Other Cotton Apparel	160	219	158	972	1,015	829
360	Cotton Pillowcases	1	0	2	7	4	10
361	Cotton Sheets	3	0	15	6	3	30
362	Cotton Bedspreads & Quilts	16	2	13	109	15	76
363	Cotton Pile Towels	11	35	31	76	237	390
369	Other Cotton Manufactures	369	233	198	781	442	370
400	Wool Tops & Yarn	37	39	61	124	107	181
410	Woolen & Worsted Fabric	251	195	110	1,048	978	669
414	Other Wool Fabrics	38	44	15	277	306	127
431	Wool Gloves and Mittens	1	3	3	57	108	81
432	Wool Hosiery	5	3	2	87	70	54
433	Wool Suit-type Coats, MB	13	15	18	286	252	257

U.S. general imports from AUSTRIA by MFA categories 1986-88

Category	Description	1986	1987	1988	1986	1987	1988
		1,000 equivalent square yards			1,000 dollars		
434	Other Wool Coats, MB	20	11	8	312	253	178
435	Wool Coats, WGI	333	334	207	2,777	2,818	1,779
436	Wool Dresses	2	3	3	13	17	23
438	Wool Knit Shirts	1	1	2	25	52	57
440	Wool Non-knit Shirts	6	2	2	121	50	63
442	Wool Skirts	54	37	36	1,597	1,193	996
443	Wool Suits, MB	27	36	58	565	672	1,205
444	Wool Suits, WGI	9	2	0	189	41	7
445	Wool Sweaters, MB	17	12	5	342	307	144
446	Wool Sweaters, WGI	50	33	35	1,281	872	1,077
447	Wool Trousers, MB	46	24	12	1,321	768	377
448	Wool Trousers, WGI	27	30	3	629	772	43
459	Other Wool Apparel	70	27	20	860	473	346
464	Wool Blankets	1	1	0	5	8	0
465	Wool Floor Coverings	18	40	6	574	1,085	254
469	Other Wool Manufactures	26	28	14	371	150	91
600	Textured Filament Yarns	2,809	1,062	279	1,287	660	478
603	Artificial Staple Fiber Yarns	4,264	3,178	485	1,642	1,418	236
604	Synthetic Staple Fiber Yarns	2,247	1,598	2,315	1,287	702	1,397
606	Non-textured Filament Yarns	600	5	36	98	4	34
607	Other MMF Staple Yarns	0	4	0	0	4	0
611	Woven Fabrics of Artificial Staple	147	71	133	467	237	392
613	MMF Sheeting	2	0	4	5	0	20
614	MMF Poplin and Broadcloth	4	0	0	13	0	0
615	MMF Printcloth	0	2	2	4	10	7
617	MMF Twills and Sateens	1	0	7	2	2	69
618	Woven Fabrics of C-F MMF Yarns	9	2	6	24	7	30
619	Woven Polyester Filament Fabrics	75	46	59	242	190	210
620	Other Woven Filament Fabrics	280	59	71	515	257	346
621	Impression fabric	0	0	1	0	0	1
624	MMF Fabric Mixed with Wool	18	23	2	60	31	12
625	MMF Poplin & Broadcloth	1	0	1	6	1	2
626	MMF Printcloth	3	0	9	14	0	37
627	MMF Sheeting	15	11	13	98	97	88
628	MMF Twills & Sateens	20	1	3	81	3	12
629	Other MMF Fabric	579	461	369	1,501	2,010	1,723
631	MMF Gloves	0	0	1	3	4	9
632	MMF Hosiery	38	20	67	188	96	208
633	MMF Suit-type Coats, MB	6	1	0	42	24	3
634	Other MMF Coats, MB	8	6	7	87	122	111
635	MMF Coats, WGI	18	14	21	249	275	240
636	MMF Dresses	9	1	0	44	8	3
637	MMF Playsuits	13	15	22	128	148	265
638	MMF Knit Shirts, MB	33	1	0	65	7	0
639	MMF Knit Shirts, WGI	16	9	9	91	58	87
640	MMF Non-knit Shirts, MB	1	0	1	20	19	14
641	MMF Non-knit Shirts, WGI	4	5	4	63	53	57
642	MMF Skirts	8	4	3	222	75	44
643	MMF Suits, MB	1	4	1	12	45	19
644	MMF Suits, WGI	0	0	0	3	7	6
645	MMF Sweaters, MB	4	0	1	19	4	6
646	MMF Sweaters, WGI	17	5	28	121	66	100
647	MMF Trousers, MB	25	10	8	752	420	340
648	MMF Trousers, WGI	53	15	12	781	283	369

U.S. general imports from AUSTRIA by MFA categories, 1986-88

Cate- gory	Description	1,000 equivalent square yards			1,000 dollars		
		1986	1987	1988	1986	1987	1988
649	MMF Brassieres etc.	92	37	0	790	387	10
650	MMF Dressing Gowns	0	0	0	1	0	0
651	MMF Nightwear	0	18	0	1	9	0
652	MMF Underwear	136	45	4	231	64	16
653	MMF Down-filled Coats, MB	0	0	0	1	1	1
654	MMF Down-filled Coats, WGI	0	0	0	6	0	3
659	Other MMF Apparel	375	308	280	1,459	1,336	1,256
665	MMF Floor Coverings	0	5	1	25	47	57
666	Other MMF Furnishings	86	71	40	232	367	164
669	Other MMF Manufactures	379	9,500	1,062	184	1,437	355
670	MMF Flat Goods, etc.	3	14	15	30	36	41
800	SLR Yarn	0	130	0	0	24	0
810	SLR Fabric	17	99	8	124	291	44
831	SLR Gloves	0	0	0	0	0	1
832	SLR Hosiery	1	0	0	9	1	6
833	SLR Suit-type Coats, MB	0	1	4	1	33	75
834	Other SLR Coats, MB	0	0	0	0	2	2
835	SLR Coats, WGI	6	0	1	17	4	14
836	SLR Dresses	0	0	0	13	11	1
838	SLR Knit Shirts	0	0	0	0	2	0
840	SLR Non-knit Shirts	0	1	0	5	15	6
842	SLR Skirts	0	2	1	5	60	39
843	SLR Suits, MB	0	1	4	0	20	32
844	SLR Suits, WGI	0	0	3	0	0	16
845	Sweaters, Other Veg. Fibers	0	0	1	1	1	19
846	Sweaters, Silk Blends	0	0	7	0	0	61
847	SLR Trousers	0	0	0	1	6	1
851	SLR Nightwear	7	0	0	153	0	0
852	SLR Underwear	1	1	0	6	3	0
858	SLR Neckties	0	0	0	7	0	2
859	Other SLR Apparel	17	28	21	16	223	163
863	SLR Towels	0	0	0	0	0	1
870	SLR Handbags and Flatgoods	0	2	0	0	14	0
871	Handbags & Flatgoods Silk & Veg	0	0	0	0	2	0
899	Other SLR Manufactures	23	88	28	35	349	52
Total		28,650	25,854	10,289	41,076	37,100	30,903

Source: Compiled from official statistics of the U.S. Department of Commerce.

Note.--A zero (0) indicates less than \$500 or 500 equivalent square yards. 1986 data for silk blends, linen, and ramie represent imports from August, when the data were first collected, through December, 1986.

U.S. general imports from BANGLADESH by MFA categories, 1986-88

Category	Description	1986	1987	1988	1986	1987	1988
		1,000 equivalent square yards			1,000 dollars		
218	Cot or MMF Different Color Yarns	0	0	0	8	0	0
222	Cot or MMF Knit Fabric	0	0	67	0	0	20
239	Cot or MMF Apparel for Infants	68	188	583	99	350	742
300	Carded Cotton Yarn	0	1,582	0	0	419	0
330	Cotton Handkerchiefs	0	0	0	0	1	0
331	Cotton Gloves & Mittens	1,259	1,681	1,397	691	898	614
333	Cotton Suit-type Coats, MB	0	19	3	0	25	9
334	Other Cotton Coats, MB	359	2,334	3,155	596	3,791	6,112
335	Cotton Coats, WGI	3,602	4,941	5,164	3,556	5,678	8,212
336	Cotton Dresses	1,364	1,644	2,731	992	1,333	2,810
337	Cotton Playsuits	1,992	1,883	5,641	2,355	1,626	6,462
338	Cotton Knit Shirts, MB	318	2,399	1,044	1,043	9,613	4,865
339	Cotton Knit Shirts, WGI	2,139	6,852	1,640	3,897	16,699	5,139
340	Cotton Non-knit Shirts, MB	9,589	32,113	41,168	11,637	42,621	60,104
341	Cotton Non-knit Shirts, WGI	19,934	16,880	14,939	40,073	39,063	34,683
342	Cotton Skirts	890	4,335	3,294	1,651	8,007	6,991
345	Cotton Sweaters	9	453	414	10	622	594
347	Cotton Trousers, MB	7,306	13,328	10,626	9,948	21,085	20,520
348	Cotton Trousers, WGI	6,012	15,538	15,115	8,646	25,957	30,987
350	Cotton Dressing Gowns	89	223	440	152	171	336
351	Cotton Nightwear	886	2,231	5,356	575	1,970	4,772
352	Cotton Underwear	482	2,371	12,184	145	964	5,320
359	Other Cotton Apparel	229	1,700	3,763	335	1,988	4,498
362	Cotton Bedspreads & Quilts	0	0	2	0	0	2
363	Cotton Pile Towels	970	974	917	990	766	719
369	Other Cotton Manufactures	575	1,052	1,019	154	314	300
434	Other Wool Coats, MB	118	0	1	339	0	3
443	Wool Suits, MB	0	0	24	0	0	59
445	Wool Sweaters, MB	88	115	68	210	363	261
446	Wool Sweaters, WGI	24	123	3	92	460	10
459	Other Wool Apparel	0	26	0	0	25	0
465	Wool Floor Coverings	0	0	0	5	0	0
631	MMF Gloves	1,498	742	265	589	299	145
633	MMF Suit-type Coats, MB	34	4	0	44	10	0
634	Other MMF Coats, MB	2,041	685	936	1,298	801	1,225
635	MMF Coats, WGI	2,910	2,192	1,990	2,110	2,527	2,976
636	MMF Dresses	409	1,071	2,023	367	1,201	1,736
637	MMF Playsuits	114	326	345	170	454	412
638	MMF Knit Shirts, MB	583	11,232	6,176	708	17,993	9,910
639	MMF Knit Shirts, WGI	1,476	13,951	6,339	2,532	23,177	9,625
640	MMF Non-knit Shirts, MB	10,548	8,909	3,008	11,365	9,998	3,678
641	MMF Non-knit Shirts, WGI	15,080	2,359	1,986	28,330	4,276	4,189
642	MMF Skirts	133	1,423	321	307	3,051	672
644	MMF Suits, WGI	60	32	0	61	20	0
645	MMF Sweaters, MB	1,340	2,470	2,015	1,143	2,293	1,986
646	MMF Sweaters, WGI	3,970	4,017	3,274	3,850	3,818	3,135
647	MMF Trousers, MB	3,842	4,953	3,010	4,233	5,341	3,944
648	MMF Trousers, WGI	8,048	13,250	2,694	8,636	14,729	4,393
649	MMF Brassieres etc.	1	0	0	5	0	0
650	MMF Dressing Gowns	21	7	694	13	2	440
651	MMF Nightwear	208	86	3,132	73	36	1,811
652	MMF Underwear	24	0	277	11	0	91
659	Other MMF Apparel	398	505	762	311	353	540

U.S. general imports from BANGLADESH by MFA categories, 1986-88

Category	Description	1,000 equivalent square yards			1,000 dollars		
		1986	1987	1988	1986	1987	1988
666	Other MMF Furnishings	10	54	0	4	46	1
670	MMF Flat Goods, etc.	0	252	293	3	291	335
831	SLR Gloves	18	0	0	7	0	0
835	SLR Coats, WGI	0	49	61	0	62	110
840	SLR Non-knit Shirts	0	84	8	0	201	14
842	SLR Skirts	0	48	13	0	178	22
845	Sweaters, Other Veg. Fibers	0	66	625	0	108	956
847	SLR Trousers	0	309	1,627	0	1,336	4,621
852	SLR Underwear	0	0	22	0	0	59
870	SLR Handbags and Flatgoods	0	1	0	1	3	0
871	Handbags & Flatgoods Silk & Veg	4	6	0	10	3	1
899	Other SLR Manufactures	76	120	16	13	31	10
Total		111,149	184,192	172,719	154,400	277,450	262,181

Source: Compiled from official statistics of the U.S. Department of Commerce.

Note.--A zero (0) indicates less than \$500 or 500 equivalent square yards. 1986 data for silk blends, linen, and ramie represent imports from August, when the data were first collected, through December, 1986.

U.S. general imports from BELGIUM by MFA categories, 1986-88

Category	Description	1986	1987	1988	1986	1987	1988
		1,000 equivalent square yards			-----1,000 dollars-----		
200	Cot or MMF Yarns, Sewing Thread	1,425	858	516	2,061	2,072	662
201	Cot or MMF Specialty Yarns	108	69	9	141	69	26
218	Cot or MMF Different Color Yarns	102	116	115	297	686	396
219	Cot or MMF Duck Fabric	67	129	53	125	260	129
220	Cot or MMF Special Weave Fabric	1,669	968	787	4,348	3,702	4,276
222	Cot or MMF Knit Fabric	165	40	32	158	63	47
223	Cot or MMF Non-woven Fabric	7,968	601	3	4,253	224	1
224	Cot or MMF Pile & Tufted Fabric	1,110	1,080	1,012	2,715	2,927	2,525
225	Cot or MMF Denim	137	136	11	243	360	99
226	Cot or MMF Cheesecloth & Batistes	7	0	3	14	0	5
229	Cot or MMF Special Purpose Fabric	3,165	4,260	31,151	2,355	2,858	13,026
239	Cot or MMF Apparel for Infants	4	4	0	25	33	2
300	Carded Cotton Yarn	65	136	454	33	46	175
301	Combed Cotton Yarn	47	87	62	47	108	93
313	Cotton Sheeting	125	454	292	222	596	323
314	Cotton Poplin & Broadcloth	60	17	4	227	58	18
315	Cotton Printcloth	7	0	10	20	0	25
317	Cotton Twills and Sateens	26	17	19	92	90	173
326	Cotton Sateens	8	0	14	35	3	32
330	Cotton Handkerchiefs	0	0	0	1	0	0
331	Cotton Gloves & Mittens	0	7	8	0	6	28
332	Cotton Hosiery	0	1	0	0	7	5
333	Cotton Suit-type Coats, MB	5	0	0	22	2	9
334	Other Cotton Coats, MB	35	1	1	68	20	17
335	Cotton Coats, WGI	54	12	18	387	144	115
336	Cotton Dresses	38	55	33	87	189	151
337	Cotton Playsuits	2	2	8	7	9	35
338	Cotton Knit Shirts, MB	2	9	1	13	82	16
339	Cotton Knit Shirts, WGI	75	108	94	540	790	856
340	Cotton Non-knit Shirts, MB	21	10	5	78	56	50
341	Cotton Non-knit Shirts, WGI	51	29	7	379	115	78
342	Cotton Skirts	29	42	45	268	277	185
345	Cotton Sweaters	62	89	16	235	341	126
347	Cotton Trousers, MB	21	25	1	77	49	10
348	Cotton Trousers, WGI	322	37	36	2,682	388	238
349	Cotton Brassieres, etc.	0	0	0	4	6	1
350	Cotton Dressing Gowns	65	8	120	268	47	90
351	Cotton Nightwear	49	4	57	220	35	71
352	Cotton Underwear	12	0	0	51	1	1
359	Other Cotton Apparel	117	22	16	295	102	73
360	Cotton Pillowcases	177	138	165	578	491	742
361	Cotton Sheets	1,487	1,284	1,325	2,351	2,356	2,622
362	Cotton Bedspreads & Quilts	2	24	16	3	89	75
363	Cotton Pile Towels	203	297	205	1,280	1,424	1,194
369	Other Cotton Manufactures	2,333	2,201	2,077	1,752	1,911	2,146
400	Wool Tops & Yarn	1,229	6,129	6,235	2,350	8,055	8,692
410	Woolen & Worsted Fabric	38	28	11	259	266	145
414	Other Wool Fabrics	31	50	45	245	514	465
431	Wool Gloves and Mittens	1	0	0	1	2	0
432	Wool Hosiery	0	0	0	1	2	4
433	Wool Suit-type Coats, MB	8	1	0	109	15	5
434	Other Wool Coats, MB	129	2	5	147	38	33
435	Wool Coats, WGI	6	10	8	104	119	93

U.S. general imports from BELGIUM by MFA categories, 1986-88

Category	Description	1986	1987	1988	1986	1987	1988
		1,000 equivalent square yards			1,000 dollars		
436	Wool Dresses	1	2	0	11	15	7
438	Wool Knit Shirts	0	1	1	2	43	23
440	Wool Non-knit Shirts	1	4	0	16	65	4
442	Wool Skirts	1	4	3	45	89	46
443	Wool Suits, MB	11	1	1	190	39	27
444	Wool Suits, WGI	2	0	0	25	0	1
445	Wool Sweaters, MB	7	3	0	31	57	11
446	Wool Sweaters, WGI	3	9	6	60	190	99
447	Wool Trousers, MB	42	1	1	80	14	10
448	Wool Trousers, WGI	1	1	2	10	26	58
459	Other Wool Apparel	17	9	6	165	81	101
464	Wool Blankets	21	0	0	102	0	1
465	Wool Floor Coverings	4,399	3,086	2,385	56,959	55,530	46,007
469	Other Wool Manufactures	57	34	37	160	253	180
600	Textured Filament Yarns	47,198	37,423	29,788	11,195	9,350	8,447
604	Synthetic Staple Fiber Yarns	897	8	4	741	11	3
606	Non-textured Filament Yarns	11,665	21,314	22,613	1,346	1,915	2,160
607	Other MMF Staple Yarns	16	12	70	16	12	44
611	Woven Fabrics of Artificial Staple	109	157	39	374	429	197
613	MMF Sheeting	5	0	1	26	2	6
614	MMF Poplin and Broadcloth	2	12	1	6	37	4
615	MMF Printcloth	26	5	0	16	9	0
617	MMF Twills and Sateens	8	1	13	23	2	40
618	Woven Fabrics of C-F MMF Yarns	800	120	6	987	232	29
619	Woven Polyester Filament Fabrics	417	38	27	45	45	93
620	Other Woven Filament Fabrics	2,987	1,707	1,349	4,005	2,509	2,183
621	Impression fabric	95	0	0	76	1	0
622	Glass Fiber Fabrics	3	711	0	25	637	2
624	MMF Fabric Mixed with Wool	6	1	0	97	7	5
625	MMF Poplin & Broadcloth	24	1	3	58	7	15
626	MMF Printcloth	0	2	0	0	27	0
627	MMF Sheeting	14	11	1	74	126	8
628	MMF Twills & Sateens	46	7	5	5	25	50
629	Other MMF Fabric	292	2,808	4,668	707	4,725	6,838
631	MMF Gloves	0	3	2	1	17	5
632	MMF Hosiery	4	1	0	16	6	3
633	MMF Suit-type Coats, MB	1	0	1	14	0	3
634	Other MMF Coats, MB	57	1	1	39	6	7
635	MMF Coats, WGI	16	16	7	183	111	40
636	MMF Dresses	26	17	16	32	65	69
637	MMF Playsuits	0	4	1	0	4	8
638	MMF Knit Shirts, MB	4	72	0	20	128	3
639	MMF Knit Shirts, WGI	4	0	1	24	4	7
640	MMF Non-knit Shirts, MB	9	2	0	12	20	8
641	MMF Non-knit Shirts, WGI	18	1	1	78	18	16
642	MMF Skirts	12	2	2	47	24	29
643	MMF Suits, MB	7	0	0	21	1	3
644	MMF Suits, WGI	2	0	0	12	4	3
645	MMF Sweaters, MB	55	3	1	59	5	2
646	MMF Sweaters, WGI	93	4	9	152	20	37
647	MMF Trousers, MB	23	1	2	63	15	41
648	MMF Trousers, WGI	28	1	4	172	19	66
649	MMF Brassieres etc.	0	0	2	2	8	22
650	MMF Dressing Gowns	14	21	23	106	166	162

U.S. general imports from BELGIUM by MFA categories, 1986-88

Category	Description	1986	1987	1988	1986	1987	1988
		1,000 equivalent square yards			-----1,000 dollars-----		
651	MMF Nightwear	16	0	12	6	5	42
652	MMF Underwear	0	0	3	1	4	8
659	Other MMF Apparel	123	65	76	198	167	131
665	MMF Floor Coverings	5,498	5,842	6,001	19,947	27,657	30,053
666	Other MMF Furnishings	852	1,583	1,765	1,076	2,302	3,208
669	Other MMF Manufactures	9	6,697	4,681	20	5,987	4,993
670	MMF Flat Goods, etc.	0	3	6	2	6	34
800	SLR Yarn	313	817	845	55	188	206
810	SLR Fabric	2,523	4,450	3,383	7,104	14,288	11,978
831	SLR Gloves	0	0	0	0	0	1
833	SLR Suit-type Coats, MB	0	0	0	1	5	1
834	Other SLR Coats, MB	0	0	0	0	2	6
835	SLR Coats, WGI	0	1	3	4	17	56
836	SLR Dresses	0	0	0	0	5	2
840	SLR Non-knit Shirts	0	1	1	1	21	20
842	SLR Skirts	0	1	0	1	15	13
843	SLR Suits, MB	0	0	0	0	0	2
844	SLR Suits, WGI	0	0	0	0	4	0
845	Sweaters, Other Veg. Fibers	0	0	0	0	0	2
846	Sweaters, Silk Blends	0	0	0	0	0	0
847	SLR Trousers	0	1	1	2	19	20
850	SLR Robes	0	0	0	2	0	2
851	SLR Nightwear	0	0	0	5	0	0
852	SLR Underwear	0	0	0	0	2	1
858	SLR Neckties	1	0	0	13	1	0
859	Other SLR Apparel	0	2	2	6	9	7
863	SLR Towels	1	8	1	11	102	8
870	SLR Handbags and Flatgoods	0	1	1	0	11	10
871	Handbags & Flatgoods Silk & Veg	0	0	0	0	2	0
899	Other SLR Manufactures	313	464	195	153	362	256
Total		102,067	107,180	123,188	139,609	160,432	158,704

Source: Compiled from official statistics of the U.S. Department of Commerce.

Note.--A zero (0) indicates less than \$500 or 500 equivalent square yards. 1986 data for silk blends, linen, and ramie represent imports from August, when the data were first collected, through December, 1986.

U.S. general imports from BRAZIL by MFA categories, 1986-88

Cate- gory	Description	1986	1987	1988	1986	1987	1988
		1,000 equivalent square yards			-----1,000 dollars-----		
200	Cot or MMF Yarns, Sewing Thread	1,262	998	1,827	1,085	1,065	1,316
201	Cot or MMF Specialty Yarns	472	180	78	73	65	36
218	Cot or MMF Different Color Yarns	1,339	1,634	847	1,255	1,943	1,060
219	Cot or MMF Duck Fabric	5,446	8,993	9,590	3,646	6,342	6,688
220	Cot or MMF Special Weave Fabric	2,271	2,423	2,779	1,305	2,349	2,185
222	Cot or MMF Knit Fabric	163	2,434	5,985	86	965	2,770
223	Cot or MMF Non-woven Fabric	537	0	0	29	0	0
224	Cot or MMF Pile & Tufted Fabric	34	68	772	61	139	1,601
225	Cot or MMF Denim	800	4,435	2,456	717	5,832	3,038
226	Cot or MMF Cheesecloth & Batistes	520	672	1,203	136	240	525
227	Cot or MMF Oxford Cloth	0	117	0	0	69	0
229	Cot or MMF Special Purpose Fabric	717	439	2,745	383	313	749
239	Cot or MMF Apparel for Infants	49	37	41	168	133	146
300	Carded Cotton Yarn	46,649	45,815	31,089	11,430	13,494	9,253
301	Combed Cotton Yarn	1,991	4,352	8,453	584	1,430	2,866
313	Cotton Sheeting	41,744	33,039	25,674	19,033	18,951	11,120
314	Cotton Poplin & Broadcloth	2,631	1,392	1,502	2,382	1,297	1,496
315	Cotton Printcloth	9,964	16,403	4,899	4,285	8,413	2,350
317	Cotton Twills and Sateens	7,258	8,831	5,509	3,509	6,089	3,441
326	Cotton Sateens	1,031	1,477	735	647	1,215	580
330	Cotton Handkerchiefs	0	0	0	0	0	0
331	Cotton Gloves & Mittens	203	0	556	191	0	342
332	Cotton Hosiery	15	14	70	12	43	178
333	Cotton Suit-type Coats, MB	11	0	14	62	0	80
334	Other Cotton Coats, MB	251	647	612	676	1,085	1,993
335	Cotton Coats, WGI	1,713	1,954	1,754	3,424	5,519	4,449
336	Cotton Dresses	1,097	844	586	1,623	1,533	1,092
337	Cotton Playsuits	673	128	115	631	283	237
338	Cotton Knit Shirts, MB	631	482	515	3,068	2,562	4,541
339	Cotton Knit Shirts, WGI	2,607	3,388	5,982	12,434	15,588	28,153
340	Cotton Non-knit Shirts, MB	637	1,786	2,597	1,316	3,146	5,683
341	Cotton Non-knit Shirts, WGI	1,537	1,408	1,326	4,122	4,410	3,897
342	Cotton Skirts	906	3,575	3,120	2,518	12,633	10,957
345	Cotton Sweaters	300	215	193	623	760	703
347	Cotton Trousers, MB	556	1,818	1,541	1,822	6,475	6,693
348	Cotton Trousers, WGI	7,099	7,266	10,453	21,288	25,930	39,810
349	Cotton Brassieres, etc.	0	2	15	0	5	41
350	Cotton Dressing Gowns	3,634	3,796	3,888	9,709	10,742	11,715
351	Cotton Nightwear	375	450	855	254	346	583
352	Cotton Underwear	1,284	1,233	1,595	659	709	1,063
353	Cotton Down-filled Coats, MB	4	0	0	23	0	0
359	Other Cotton Apparel	914	1,235	931	1,457	1,723	1,166
360	Cotton Pillowcases	394	588	818	352	538	730
361	Cotton Sheets	2,500	2,673	3,345	1,362	2,159	3,035
362	Cotton Bedspreads & Quilts	61	181	379	65	233	423
363	Cotton Pile Towels	6,732	6,389	7,067	30,317	34,866	38,655
369	Other Cotton Manufactures	6,767	8,595	14,466	4,600	6,276	11,315
400	Wool Tops & Yarn	2,207	1,603	1,408	2,807	2,550	3,220
410	Woolen & Worsted Fabric	586	1,209	4,230	1,682	3,639	14,088
414	Other Wool Fabrics	134	202	148	697	1,194	1,049
431	Wool Gloves and Mittens	0	0	0	0	0	1
433	Wool Suit-type Coats, MB	379	62	148	2,579	680	1,071
434	Other Wool Coats, MB	372	77	107	2,312	525	911

U.S. general imports from BRAZIL by MFA categories, 1986-88

Category	Description	1986	1987	1988	1986	1987	1988
		1,000 equivalent square yards			1,000 dollars		
435	Wool Coats, WGI	14	2	0	67	13	4
436	Wool Dresses	1	2	0	7	9	2
438	Wool Knit Shirts	15	6	20	69	36	122
440	Wool Non-knit Shirts	0	1	0	4	6	2
442	Wool Skirts	15	26	15	128	198	81
443	Wool Suits, MB	66	203	126	478	1,247	1,397
444	Wool Suits, WGI	14	1	0	117	4	1
445	Wool Sweaters, MB	347	203	143	1,860	1,405	1,307
446	Wool Sweaters, WGI	8	17	27	74	196	283
447	Wool Trousers, MB	8	19	17	69	182	185
448	Wool Trousers, WGI	5	1	0	44	15	3
459	Other Wool Apparel	45	19	13	195	85	90
465	Wool Floor Coverings	13	41	21	310	283	250
469	Other Wool Manufactures	3	5	0	9	21	0
600	Textured Filament Yarns	204	0	4,477	85	0	1,371
603	Artificial Staple Fiber Yarns	0	19	0	0	9	0
604	Synthetic Staple Fiber Yarns	585	1,200	247	277	462	80
606	Non-textured Filament Yarns	3,709	6,796	6,774	470	1,071	1,004
607	Other MMF Staple Yarns	8,311	17,712	34,029	3,233	7,586	14,091
611	Woven Fabrics of Artificial Staple	0	348	0	0	222	0
613	MMF Sheeting	144	386	0	37	173	0
614	MMF Poplin and Broadcloth	0	92	1	0	410	3
615	MMF Printcloth	0	114	71	0	53	33
617	MMF Twills and Sateens	9	0	0	15	0	0
618	Woven Fabrics of C-F MMF Yarns	30	36	24	131	105	60
619	Woven Polyester Filament Fabrics	185	131	257	16	64	36
620	Other Woven Filament Fabrics	443	156	82	214	84	60
621	Impression fabric	0	0	9	0	0	7
624	MMF Fabric Mixed with Wool	2,563	2,435	333	6,606	6,142	913
627	MMF Sheeting	0	0	39	0	1	70
628	MMF Twills & Sateens	6	0	0	10	0	0
629	Other MMF Fabric	50	11	1	93	5	4
632	MMF Hosiery	116	1	1	27	3	3
633	MMF Suit-type Coats, MB	10	2	1	44	17	2
634	Other MMF Coats, MB	1	0	1	2	0	4
635	MMF Coats, WGI	14	1	17	40	14	53
636	MMF Dresses	571	98	169	662	122	349
637	MMF Playsuits	6	51	22	19	99	105
638	MMF Knit Shirts, MB	221	55	26	253	58	30
639	MMF Knit Shirts, WGI	143	92	284	281	181	373
640	MMF Non-knit Shirts, MB	141	69	65	149	103	97
641	MMF Non-knit Shirts, WGI	796	374	180	1,222	592	366
642	MMF Skirts	147	62	361	265	220	799
644	MMF Suits, WGI	5	0	0	12	2	6
645	MMF Sweaters, MB	46	1	25	42	1	83
646	MMF Sweaters, WGI	378	365	152	364	579	245
647	MMF Trousers, MB	328	342	1,582	334	499	2,344
648	MMF Trousers, WGI	2,366	7	1,580	7,266	19	3,712
649	MMF Brassieres etc.	732	756	1,119	727	647	1,893
650	MMF Dressing Gowns	1	0	1	1	0	0
651	MMF Nightwear	25	9	4	4	17	3
652	MMF Underwear	86	1	76	27	4	22
653	MMF Down-filled Coats, MB	10	0	0	83	0	0
659	Other MMF Apparel	772	699	490	2,535	1,873	1,354

U.S. general imports from BRAZIL by MFA categories, 1986-88

Category	Description	1986	1987	1988	1986	1987	1988
		1,000 equivalent square yards			1,000 dollars		
665	MMF Floor Coverings	81	137	6	312	630	40
666	Other MMF Furnishings	5,897	3,288	4,173	2,024	1,570	1,947
669	Other MMF Manufactures	8,425	2,311	17,540	1,354	721	2,600
670	MMF Flat Goods, etc.	29	10	1	47	6	3
800	SLR Yarn	32	98	276	9	33	61
810	SLR Fabric	900	1,172	1,167	2,096	3,167	3,921
832	SLR Hosiery	1	0	0	3	0	0
833	SLR Suit-type Coats, MB	0	0	0	1	0	0
834	Other SLR Coats, MB	8	12	0	79	148	0
835	SLR Coats, WGI	1	6	2	12	53	16
836	SLR Dresses	5	49	8	12	86	38
838	SLR Knit Shirts	0	0	0	1	0	2
840	SLR Non-knit Shirts	1	4	4	20	60	20
842	SLR Skirts	2	7	2	11	90	15
844	SLR Suits, WGI	1	3	1	6	27	14
847	SLR Trousers	0	1	1	7	18	7
852	SLR Underwear	23	0	0	2	0	0
859	Other SLR Apparel	24	155	107	27	193	109
899	Other SLR Manufactures	2,228	4,141	7,566	166	345	357
Total		210,834	229,916	258,757	198,663	248,777	291,541

Source: Compiled from official statistics of the U.S. Department of Commerce.

Note.--A zero (0) indicates less than \$500 or 500 equivalent square yards. 1986 data for silk blends, linen, and ramie represent imports from August, when the data were first collected, through December, 1986.

U.S. general imports from BULGARIA by MFA categories, 1986-88

Category	Description	1986	1987	1988	1986	1987	1988
		1,000 equivalent square yards			-----1,000 dollars-----		
200	Cot or MMF Yarns, Sewing Thread	0	0	0	0	0	0
220	Cot or MMF Special Weave Fabric	3	0	0	9	0	0
300	Carded Cotton Yarn	0	249	0	0	64	0
313	Cotton Sheeting	0	2,340	0	0	1,070	0
335	Cotton Coats, WGI	27	264	8	11	229	7
336	Cotton Dresses	0	0	0	2	0	0
337	Cotton Playsuits	0	0	0	1	0	0
338	Cotton Knit Shirts, MB	5	12	0	23	50	0
339	Cotton Knit Shirts, WGI	155	337	65	197	618	102
340	Cotton Non-knit Shirts, MB	24	12	0	34	24	0
341	Cotton Non-knit Shirts, WGI	46	0	7	84	0	22
345	Cotton Sweaters	120	28	1	103	9	4
347	Cotton Trousers, MB	0	47	0	0	106	0
348	Cotton Trousers, WGI	1	142	0	3	197	0
350	Cotton Dressing Gowns	0	69	0	0	78	0
359	Other Cotton Apparel	5	0	0	5	0	0
363	Cotton Pile Towels	0	16	0	0	10	0
369	Other Cotton Manufactures	0	0	6	0	0	14
410	Woolen & Worsted Fabric	0	0	44	0	3	68
414	Other Wool Fabrics	0	2	0	0	11	0
433	Wool Suit-type Coats, MB	15	13	0	86	65	0
434	Other Wool Coats, MB	30	28	42	135	139	233
435	Wool Coats, WGI	609	458	180	1,670	1,013	661
436	Wool Dresses	0	0	0	1	0	0
445	Wool Sweaters, MB	0	2	0	0	49	0
459	Other Wool Apparel	9	24	14	16	41	23
465	Wool Floor Coverings	1	0	0	14	2	0
634	Other MMF Coats, MB	28	0	0	33	0	0
635	MMF Coats, WGI	0	15	0	0	15	0
636	MMF Dresses	0	0	0	0	0	0
639	MMF Knit Shirts, WGI	27	15	0	58	42	0
640	MMF Non-knit Shirts, MB	26	0	0	39	0	0
641	MMF Non-knit Shirts, WGI	7	0	0	17	0	0
642	MMF Skirts	0	0	0	0	1	0
645	MMF Sweaters, MB	71	63	0	63	41	0
646	MMF Sweaters, WGI	621	522	0	602	508	0
648	MMF Trousers, WGI	48	4	0	38	9	0
650	MMF Dressing Gowns	21	0	0	13	0	0
651	MMF Nightwear	0	0	13	0	0	11
659	Other MMF Apparel	0	0	25	0	0	10
845	Sweaters, Other Veg. Fibers	0	0	2	0	0	12
Total		1,898	4,664	406	3,253	4,395	1,168

Source: Compiled from official statistics of the U.S. Department of Commerce.

Note.--A zero (0) indicates less than \$500 or 500 equivalent square yards. 1986 data for silk blends, linen, and ramie represent imports from August, when the data were first collected, through December, 1986.

U.S. general imports from BURMA by MFA categories, 1986-88

Category	Description	1986	1987	1988	1986	1987	1988
		1,000 equivalent square yards			-----1,000 dollars-----		
335	Cotton Coats, WGI	0	0	10	0	0	24
338	Cotton Knit Shirts, MB	2	0	0	6	0	0
339	Cotton Knit Shirts, WGI	18	31	238	25	141	1,212
340	Cotton Non-knit Shirts, MB	2,080	1,822	1,750	2,766	2,388	2,892
341	Cotton Non-knit Shirts, WGI	0	0	29	0	0	62
348	Cotton Trousers, WGI	0	294	993	0	619	2,137
359	Other Cotton Apparel	0	0	76	0	0	61
363	Cotton Pile Towels	0	0	48	0	0	32
369	Other Cotton Manufactures	1	0	209	2	0	48
414	Other Wool Fabrics	0	2	0	0	10	0
639	MMF Knit Shirts, WGI	0	17	0	0	30	0
640	MMF Non-knit Shirts, MB	400	501	0	444	698	0
641	MMF Non-knit Shirts, WGI	1	0	0	9	0	0
642	MMF Skirts	1	0	0	9	0	0
648	MMF Trousers, WGI	0	27	53	0	55	111
650	MMF Dressing Gowns	0	23	0	0	21	0
845	Sweaters, Other Veg. Fibers	15	0	0	31	0	0
Total		2,519	2,716	3,406	3,293	3,961	6,578

Source: Compiled from official statistics of the U.S. Department of Commerce.

Note.--A zero (0) indicates less than \$500 or 500 equivalent square yards. 1986 data for silk blends, linen, and ramie represent imports from August, when the data were first collected, through December, 1986.

U.S. general imports from CANADA by MFA categories, 1986-88

Category	Description	1986	1987	1988	1986	1987	1988
		1,000 equivalent square yards			-----1,000 dollars-----		
200	Cot or MMF Yarns, Sewing Thread	12,281	6,710	5,621	9,699	6,565	5,724
201	Cot or MMF Specialty Yarns	12,624	16,006	16,259	2,847	5,455	6,463
218	Cot or MMF Different Color Yarns	293	3,673	1,247	236	3,133	1,257
219	Cot or MMF Duck Fabric	406	529	315	548	772	418
220	Cot or MMF Special Weave Fabric	7,457	11,233	4,757	5,280	8,959	4,399
222	Cot or MMF Knit Fabric	6,195	7,849	7,592	2,731	3,610	4,368
223	Cot or MMF Non-woven Fabric	27,030	4,732	10,615	3,183	752	2,690
224	Cot or MMF Pile & Tufted Fabric	1,433	316	233	1,503	669	736
225	Cot or MMF Denim	118	33	54	169	67	89
226	Cot or MMF Cheesecloth & Batistes	4,278	243	162	1,138	133	103
227	Cot or MMF Oxford Cloth	38	0	522	43	0	309
229	Cot or MMF Special Purpose Fabric	66,016	147,667	217,034	16,307	31,780	56,650
239	Cot or MMF Apparel for Infants	121	125	54	497	369	307
300	Carded Cotton Yarn	1,214	336	1,311	71	99	254
301	Combed Cotton Yarn	25	29	96	16	21	62
313	Cotton Sheeting	2,104	6,460	6,313	990	3,430	5,111
314	Cotton Poplin & Broadcloth	549	635	2,069	377	447	1,081
315	Cotton Printcloth	2,175	4,699	3,476	825	2,073	1,801
317	Cotton Twills and Sateens	838	1,626	862	711	1,455	734
326	Cotton Sateens	1,725	1,081	1,637	1,346	908	1,756
331	Cotton Gloves & Mittens	8	153	178	6	139	150
332	Cotton Hosiery	257	112	124	543	302	459
333	Cotton Suit-type Coats, MB	8	57	83	64	440	623
334	Other Cotton Coats, MB	1,450	352	428	5,767	2,490	2,369
335	Cotton Coats, WGI	400	836	826	2,095	4,499	4,672
336	Cotton Dresses	111	345	416	537	1,735	2,155
337	Cotton Playsuits	131	203	233	417	669	869
338	Cotton Knit Shirts, MB	108	464	1,002	869	2,677	6,163
339	Cotton Knit Shirts, WGI	236	749	1,256	2,218	5,593	9,171
340	Cotton Non-knit Shirts, MB	108	87	181	532	521	1,039
341	Cotton Non-knit Shirts, WGI	165	231	358	1,618	2,288	2,936
342	Cotton Skirts	194	917	1,111	1,590	5,574	6,683
345	Cotton Sweaters	180	265	427	1,032	1,268	1,760
347	Cotton Trousers, MB	655	1,263	1,792	3,167	7,846	10,389
348	Cotton Trousers, WGI	929	1,427	2,021	4,822	7,726	10,690
349	Cotton Brassieres, etc.	5	16	21	33	100	136
350	Cotton Dressing Gowns	105	128	137	395	732	987
351	Cotton Nightwear	32	99	353	83	161	585
352	Cotton Underwear	261	1,639	562	774	2,875	1,613
353	Cotton Down-filled Coats, MB	0	0	1	3	10	34
354	Cotton Down-filled Coats, WGI	0	1	0	1	23	1
359	Other Cotton Apparel	470	861	1,439	1,005	2,046	2,807
360	Cotton Pillowcases	1	113	146	8	227	148
361	Cotton Sheets	110	3,273	731	177	4,477	645
362	Cotton Bedspreads & Quilts	87	366	121	479	908	641
363	Cotton Pile Towels	7	3	7	15	35	60
369	Other Cotton Manufactures	1,959	2,727	4,725	2,013	2,333	3,453
400	Wool Tops & Yarn	1,258	1,528	1,597	3,161	3,468	4,029
410	Woolen & Worsted Fabric	46	126	513	211	507	1,948
414	Other Wool Fabrics	384	282	236	2,054	1,545	1,315
431	Wool Gloves and Mittens	1	4	4	20	38	41
432	Wool Hosiery	145	142	116	1,205	1,245	1,191
433	Wool Suit-type Coats, MB	103	251	276	2,108	2,730	3,289

U.S. general imports from CANADA by MFA categories, 1986-88

Category	Description	1986	1987	1988	1986	1987	1988
		1,000 equivalent square yards			1,000 dollars		
434	Other Wool Coats, MB	572	560	514	4,771	6,907	5,989
435	Wool Coats, WGI	1,306	670	605	8,679	5,429	5,252
436	Wool Dresses	18	43	47	280	426	694
438	Wool Knit Shirts	3	14	7	74	435	217
440	Wool Non-knit Shirts	37	84	66	423	901	925
442	Wool Skirts	69	183	127	1,347	2,465	2,035
443	Wool Suits, MB	248	367	554	5,725	7,468	11,464
444	Wool Suits, WGI	115	256	91	760	1,719	935
445	Wool Sweaters, MB	15	13	21	331	267	408
446	Wool Sweaters, WGI	189	28	11	281	378	322
447	Wool Trousers, MB	33	83	156	555	1,112	1,546
448	Wool Trousers, WGI	32	73	49	534	564	853
459	Other Wool Apparel	3,056	2,694	2,796	6,503	5,268	7,730
464	Wool Blankets	0	0	1	4	2	9
465	Wool Floor Coverings	35	34	21	2,774	2,353	1,492
469	Other Wool Manufactures	1,090	1,277	1,125	1,955	2,142	1,635
600	Textured Filament Yarns	54,357	53,566	62,248	17,117	15,642	17,644
603	Artificial Staple Fiber Yarns	7	0	19	4	0	6
604	Synthetic Staple Fiber Yarns	5,197	3,672	4,418	1,864	1,423	2,108
606	Non-textured Filament Yarns	91,593	79,537	126,223	8,675	8,028	12,870
607	Other MMF Staple Yarns	5,350	306	512	1,808	426	658
611	Woven Fabrics of Artificial Staple	70	51	78	109	50	47
613	MMF Sheeting	9	4	311	12	7	139
614	MMF Poplin and Broadcloth	40	21	77	64	14	48
615	MMF Printcloth	1	95	78	1	40	23
617	MMF Twills and Sateens	3	28	531	4	47	440
618	Woven Fabrics of C-F MMF Yarns	123	207	126	67	163	98
619	Woven Polyester Filament Fabrics	1,933	6,852	4,684	1,264	4,477	3,623
620	Other Woven Filament Fabrics	18,725	19,492	21,641	4,741	5,922	6,162
621	Impression fabric	962	542	891	1,065	413	696
622	Glass Fiber Fabrics	1,599	2,016	4,802	1,931	2,698	3,941
624	MMF Fabric Mixed with Wool	88	119	90	296	285	318
625	MMF Poplin & Broadcloth	75	19	0	80	16	0
626	MMF Printcloth	3	58	76	3	58	38
627	MMF Sheeting	682	183	1,129	453	143	1,221
628	MMF Twills & Sateens	18	462	221	149	312	290
629	Other MMF Fabric	5,171	4,081	4,842	2,274	3,485	5,513
630	MMF Handkerchiefs	0	0	0	0	0	1
631	MMF Gloves	5	20	33	71	65	105
632	MMF Hosiery	1,637	814	775	2,469	1,310	1,396
633	MMF Suit-type Coats, MB	39	60	79	376	622	846
634	Other MMF Coats, MB	239	147	136	1,804	1,398	1,337
635	MMF Coats, WGI	2,029	7,876	7,744	3,299	4,663	4,672
636	MMF Dresses	268	330	368	2,711	3,674	2,675
637	MMF Playsuits	25	18	19	60	62	94
638	MMF Knit Shirts, MB	54	207	149	214	499	659
639	MMF Knit Shirts, WGI	129	188	188	413	638	846
640	MMF Non-knit Shirts, MB	65	27	51	268	108	204
641	MMF Non-knit Shirts, WGI	108	115	158	1,090	1,289	1,623
642	MMF Skirts	289	359	409	2,060	2,971	2,769
643	MMF Suits, MB	10	12	13	103	106	143
644	MMF Suits, WGI	117	61	83	523	397	635
645	MMF Sweaters, MB	169	247	231	456	793	717
646	MMF Sweaters, WGI	124	71	147	425	360	485

U.S. general imports from CANADA by MFA categories, 1986-88

Category	Description	1986	1987	1988	1986	1987	1988
		1,000 equivalent square yards	1,000 equivalent square yards	1,000 equivalent square yards	1,000 dollars	1,000 dollars	1,000 dollars
647	MMF Trousers, MB	126	96	196	1,340	1,214	1,586
648	MMF Trousers, WGI	322	269	216	1,498	1,693	1,555
649	MMF Brassieres etc.	69	182	196	497	1,586	1,921
650	MMF Dressing Gowns	65	51	52	153	284	402
651	MMF Nightwear	88	148	82	125	130	166
652	MMF Underwear	330	280	319	445	693	878
653	MMF Down-filled Coats, MB	18	10	10	259	101	330
654	MMF Down-filled Coats, WGI	13	11	2	225	143	34
659	Other MMF Apparel	1,479	2,458	3,061	3,511	5,168	6,164
665	MMF Floor Coverings	3,030	3,853	3,858	15,545	22,884	25,323
666	Other MMF Furnishings	17,472	24,512	16,751	12,581	14,424	11,690
669	Other MMF Manufactures	5,872	30,271	35,403	2,818	7,722	9,761
670	MMF Flat Goods, etc.	706	93	101	1,906	291	287
800	SLR Yarn	235	418	170	70	148	109
810	SLR Fabric	2	4	56	25	32	111
831	SLR Gloves	5	0	0	6	2	1
832	SLR Hosiery	39	16	12	80	39	38
833	SLR Suit-type Coats, MB	0	25	18	4	376	263
834	Other SLR Coats, MB	7	2	16	104	37	154
835	SLR Coats, WGI	39	41	34	179	472	582
836	SLR Dresses	0	7	4	8	72	83
838	SLR Knit Shirts	0	0	0	3	6	2
840	SLR Non-knit Shirts	5	9	17	182	238	409
842	SLR Skirts	1	35	12	14	350	145
843	SLR Suits, MB	0	2	2	1	38	63
844	SLR Suits, WGI	32	81	8	161	404	129
845	Sweaters, Other Veg. Fibers	7	8	0	25	47	2
846	Sweaters, Silk Blends	0	2	0	1	14	1
847	SLR Trousers	4	8	6	26	101	113
850	SLR Robes	0	38	11	6	357	156
851	SLR Nightwear	0	2	12	6	17	127
852	SLR Underwear	1	1	4	3	5	28
858	SLR Neckties	49	6	5	588	45	51
859	Other SLR Apparel	62	145	212	112	301	534
863	SLR Towels	0	0	0	0	0	1
870	SLR Handbags and Flatgoods	3	11	4	14	42	7
871	Handbags & Flatgoods Silk & Veg	3	0	0	4	0	0
899	Other SLR Manufactures	1,302	1,978	283	295	336	320
Total		386,347	486,366	612,554	223,676	298,186	357,488

Source: Compiled from official statistics of the U.S. Department of Commerce.

Note.--A zero (0) indicates less than \$500 or 500 equivalent square yards. 1986 data for silk blends, linen, and ramie represent imports from August, when the data were first collected, through December, 1986.

U.S. general imports from CHILE by MFA categories, 1986-88

Category	Description	1986	1987	1988	1986	1987	1988
		1,000 equivalent square yards			-----1,000 dollars-----		
218	Cot or MMF Different Color Yarns	2	31	109	8	39	162
219	Cot or MMF Duck Fabric	1	0	62	1	0	37
220	Cot or MMF Special Weave Fabric	601	613	259	675	1,043	341
222	Cot or MMF Knit Fabric	0	0	0	0	0	0
225	Cot or MMF Denim	0	288	0	0	493	0
229	Cot or MMF Special Purpose Fabric	0	0	0	0	0	1
239	Cot or MMF Apparel for Infants	0	4	1	0	11	4
300	Carded Cotton Yarn	0	820	0	0	278	0
313	Cotton Sheeting	0	3,252	2,237	0	1,723	1,347
314	Cotton Poplin & Broadcloth	0	57	0	0	38	0
315	Cotton Printcloth	0	384	0	0	208	0
317	Cotton Twills and Sateens	0	127	0	0	84	0
331	Cotton Gloves & Mittens	0	0	0	0	0	0
332	Cotton Hosiery	0	0	1	1	0	2
333	Cotton Suit-type Coats, MB	1	0	8	2	0	32
334	Other Cotton Coats, MB	0	15	156	0	30	415
335	Cotton Coats, WGI	18	287	1,216	32	491	3,130
336	Cotton Dresses	7	120	129	9	123	157
337	Cotton Playsuits	11	140	326	29	202	541
338	Cotton Knit Shirts, MB	5	19	164	20	78	794
339	Cotton Knit Shirts, WGI	5	20	29	31	60	134
340	Cotton Non-knit Shirts, MB	249	433	711	422	750	1,394
341	Cotton Non-knit Shirts, WGI	32	136	98	57	281	217
342	Cotton Skirts	24	104	409	49	382	1,193
345	Cotton Sweaters	10	21	19	51	62	80
347	Cotton Trousers, MB	36	236	509	76	712	1,330
348	Cotton Trousers, WGI	642	1,435	4,097	1,784	4,230	14,241
350	Cotton Dressing Gowns	1	1	5	1	1	8
351	Cotton Nightwear	0	1	11	0	0	9
352	Cotton Underwear	5	12	7	10	26	14
359	Other Cotton Apparel	26	137	346	23	364	706
362	Cotton Bedspreads & Quilts	3	0	0	3	0	0
363	Cotton Pile Towels	1	1	0	2	7	5
369	Other Cotton Manufactures	17	6	4	13	15	11
400	Wool Tops & Yarn	0	0	216	0	0	315
410	Woolen & Worsted Fabric	16	221	500	50	758	2,194
414	Other Wool Fabrics	0	0	1	0	0	1
432	Wool Hosiery	0	0	0	0	0	0
433	Wool Suit-type Coats, MB	2	0	0	11	0	0
434	Other Wool Coats, MB	0	1	65	0	10	105
435	Wool Coats, WGI	18	18	8	106	71	22
436	Wool Dresses	0	0	2	2	2	14
440	Wool Non-knit Shirts	0	0	0	0	0	1
442	Wool Skirts	20	32	5	176	212	41
443	Wool Suits, MB	1	0	0	7	0	0
444	Wool Suits, WGI	0	0	0	0	1	18
445	Wool Sweaters, MB	2	0	1	31	0	8
446	Wool Sweaters, WGI	5	11	8	87	147	128
448	Wool Trousers, WGI	5	11	0	35	103	2
459	Other Wool Apparel	1	1	1	10	5	9
464	Wool Blankets	0	0	0	0	1	0
465	Wool Floor Coverings	0	0	0	1	2	4
469	Other Wool Manufactures	0	0	0	0	0	0

U.S. general imports from CHILE by MFA categories, 1986-88

Cate- gory	Description	1986	1987	1988	1986	1987	1988
		1,000 equivalent square yards			1,000 dollars		
604	Synthetic Staple Fiber Yarns	27	0	0	13	0	0
606	Non-textured Filament Yarns	1,000	2,427	3,410	120	301	490
607	Other MMF Staple Yarns	0	1	0	0	2	0
611	Woven Fabrics of Artificial Staple	6	0	21	7	0	32
613	MMF Sheeting	22	105	1,960	33	164	2,699
614	MMF Poplin and Broadcloth	0	0	5	0	0	6
617	MMF Twills and Sateens	0	0	3	0	0	5
620	Other Woven Filament Fabrics	2	242	41	3	528	60
624	MMF Fabric Mixed with Wool	9	36	75	16	98	211
628	MMF Twills & Sateens	0	0	16	0	0	22
629	Other MMF Fabric	0	2	0	0	3	0
633	MMF Suit-type Coats, MB	0	1	0	0	6	0
634	Other MMF Coats, MB	0	94	6	4	85	33
635	MMF Coats, WGI	99	16	13	67	37	21
636	MMF Dresses	40	24	20	89	50	48
637	MMF Playsuits	2	0	0	5	0	0
638	MMF Knit Shirts, MB	0	48	237	0	88	558
639	MMF Knit Shirts, WGI	23	8	11	38	18	31
640	MMF Non-knit Shirts, MB	11	32	123	10	33	111
641	MMF Non-knit Shirts, WGI	110	138	255	246	252	545
642	MMF Skirts	392	117	78	690	235	157
643	MMF Suits, MB	0	0	1	0	0	2
644	MMF Suits, WGI	3	2	0	6	7	6
645	MMF Sweaters, MB	0	28	0	0	32	0
646	MMF Sweaters, WGI	525	309	156	610	387	255
647	MMF Trousers, MB	13	99	106	21	216	255
648	MMF Trousers, WGI	72	33	63	118	60	116
649	MMF Brassieres etc.	0	0	1	0	0	8
652	MMF Underwear	0	0	53	0	0	40
653	MMF Down-filled Coats, MB	0	0	0	1	0	0
659	Other MMF Apparel	138	104	56	96	89	53
665	MMF Floor Coverings	0	0	0	0	0	0
666	Other MMF Furnishings	2	0	0	4	0	0
669	Other MMF Manufactures	1	0	0	2	0	0
670	MMF Flat Goods, etc.	0	0	0	0	0	0
810	SLR Fabric	0	0	3	0	0	14
835	SLR Coats, WGI	0	0	0	3	5	4
836	SLR Dresses	0	1	2	1	4	13
840	SLR Non-knit Shirts	0	1	1	5	8	9
842	SLR Skirts	0	1	1	5	9	19
844	SLR Suits, WGI	0	0	1	0	0	18
845	Sweaters, Other Veg. Fibers	0	1	0	0	12	1
847	SLR Trousers	0	0	0	3	2	2
850	SLR Robes	1	0	0	6	0	0
859	Other SLR Apparel	2	0	1	4	1	2
899	Other SLR Manufactures	0	0	0	0	0	0
Total		4,268	12,864	18,443	6,039	15,772	35,017

Source: Compiled from official statistics of the U.S. Department of Commerce.

Note.--A zero (0) indicates less than \$500 or 500 equivalent square yards. 1986 data for silk blends, linen, and ramie represent imports from August, when the data were first collected, through December, 1986.

U.S. general imports from CHINA by MFA categories, 1986-88

Cate- gory	Description	1986	1987	1988	1986	1987	1988
		1,000 equivalent square yards			-----1,000 dollars-----		
200	Cot or MMF Yarns, Sewing Thread	3,199	3,671	4,143	2,023	2,544	3,031
201	Cot or MMF Specialty Yarns	4	218	169	1	43	51
218	Cot or MMF Different Color Yarns	10,877	6,214	9,043	6,649	4,023	6,207
219	Cot or MMF Duck Fabric	2,046	1,691	1,303	877	742	672
220	Cot or MMF Special Weave Fabric	16,659	23,940	31,670	8,242	11,216	15,521
222	Cot or MMF Knit Fabric	5	11,485	21,312	3	3,566	6,111
223	Cot or MMF Non-woven Fabric	51	272	15	10	47	2
224	Cot or MMF Pile & Tufted Fabric	1,564	2,136	3,837	1,665	2,767	4,702
225	Cot or MMF Denim	0	384	88	0	358	104
226	Cot or MMF Cheesecloth & Batistes	10,965	7,560	7,038	4,049	3,220	3,383
227	Cot or MMF Oxford Cloth	0	293	144	0	82	91
229	Cot or MMF Special Purpose Fabric	1,761	5,906	7,264	496	3,076	5,926
239	Cot or MMF Apparel for Infants	11,543	13,997	13,317	15,230	19,295	20,080
300	Carded Cotton Yarn	15,240	2,656	2,955	3,281	704	908
301	Combed Cotton Yarn	51,101	3,706	24,982	12,931	1,047	7,389
313	Cotton Sheeting	58,620	36,081	22,908	24,786	18,416	11,051
314	Cotton Poplin & Broadcloth	59,738	42,551	30,912	21,812	17,829	12,436
315	Cotton Printcloth	235,082	124,559	104,551	87,416	55,643	40,458
317	Cotton Twills and Sateens	17,461	13,953	8,284	7,190	7,035	4,988
326	Cotton Sateens	2,464	1,321	2,184	1,650	988	1,610
330	Cotton Handkerchiefs	3,938	5,443	6,584	3,842	5,552	6,595
331	Cotton Gloves & Mittens	12,281	14,465	16,757	13,885	14,319	16,864
332	Cotton Hosiery	14	63	24	12	49	26
333	Cotton Suit-type Coats, MB	2,516	1,478	944	9,274	5,259	3,457
334	Other Cotton Coats, MB	10,600	13,474	7,668	31,068	46,025	26,422
335	Cotton Coats, WGI	15,958	20,523	7,022	42,718	63,775	24,417
336	Cotton Dresses	7,137	8,251	4,349	13,624	16,793	10,052
337	Cotton Playsuits	34,289	27,524	18,683	32,980	29,153	19,827
338	Cotton Knit Shirts, MB	8,499	7,577	5,808	50,435	49,457	41,444
339	Cotton Knit Shirts, WGI	10,666	7,666	4,726	47,202	43,489	29,743
340	Cotton Non-knit Shirts, MB	16,069	19,838	10,848	33,212	47,049	28,240
341	Cotton Non-knit Shirts, WGI	10,217	7,750	3,621	35,606	34,240	16,737
342	Cotton Skirts	5,298	3,854	3,285	17,205	15,833	14,219
345	Cotton Sweaters	5,939	3,190	3,470	21,073	14,225	19,083
347	Cotton Trousers, MB	17,826	23,507	15,115	60,916	81,514	61,704
348	Cotton Trousers, WGI	31,740	20,731	14,562	101,976	70,934	58,796
349	Cotton Brassieres, etc.	809	1,061	636	2,356	2,898	1,978
350	Cotton Dressing Gowns	5,468	7,491	4,955	10,702	13,668	10,139
351	Cotton Nightwear	20,296	23,104	15,401	18,575	22,557	15,722
352	Cotton Underwear	20,900	16,792	13,658	9,820	11,303	12,118
353	Cotton Down-filled Coats, MB	391	553	1,086	2,841	4,171	8,155
354	Cotton Down-filled Coats, WGI	55	533	1,542	419	3,810	10,461
359	Other Cotton Apparel	35,128	62,374	93,740	30,944	54,712	79,045
360	Cotton Pillowcases	5,342	6,381	4,753	5,278	6,065	4,145
361	Cotton Sheets	19,687	20,418	21,200	9,098	9,816	10,427
362	Cotton Bedspreads & Quilts	2,324	3,089	5,551	9,631	10,066	17,802
363	Cotton Pile Towels	12,568	11,960	10,355	21,405	22,572	21,881
369	Other Cotton Manufactures	184,694	259,901	282,214	102,549	144,648	159,278
400	Wool Tops & Yarn	18	15	163	174	147	1,018
410	Woolen & Worsted Fabric	1,754	2,564	2,531	5,028	7,315	8,558
414	Other Wool Fabrics	26	22	17	271	211	188
431	Wool Gloves and Mittens	401	569	382	3,246	4,050	3,935
432	Wool Hosiery	0	0	0	24	3	0

U.S. general imports from CHINA by MFA categories, 1986-88

Category	Description	1986	1987	1988	1986	1987	1988
		1,000 equivalent square yards			1,000 dollars		
433	Wool Suit-type Coats, MB	675	1,137	480	4,079	5,985	3,366
434	Other Wool Coats, MB	501	634	396	2,319	2,802	2,336
435	Wool Coats, WGI	1,857	602	649	7,665	3,039	2,943
436	Wool Dresses	627	530	183	3,332	2,966	842
438	Wool Knit Shirts	352	292	328	2,824	2,400	2,247
440	Wool Non-knit Shirts	221	426	88	627	1,225	252
442	Wool Skirts	2,123	43	321	16,228	404	2,815
443	Wool Suits, MB	533	738	425	4,002	5,188	3,658
444	Wool Suits, WGI	344	704	224	2,214	4,421	1,618
445	Wool Sweaters, MB	1,417	1,489	989	14,909	16,069	16,347
446	Wool Sweaters, WGI	3,388	2,877	3,287	37,274	36,147	46,009
447	Wool Trousers, MB	1,004	1,092	1,424	6,681	7,099	9,783
448	Wool Trousers, WGI	485	353	245	3,419	2,755	1,980
459	Other Wool Apparel	319	531	499	1,940	2,835	3,120
464	Wool Blankets	3	4	3	12	15	31
465	Wool Floor Coverings	1,438	1,385	1,561	81,396	81,614	91,118
469	Other Wool Manufactures	64	136	268	279	814	1,733
600	Textured Filament Yarns	0	1,261	0	0	424	0
604	Synthetic Staple Fiber Yarns	10,202	10,681	11,437	2,946	4,368	4,562
606	Non-textured Filament Yarns	777	327	2,536	69	48	480
607	Other MMF Staple Yarns	3,784	25,234	6,391	1,351	8,826	2,368
611	Woven Fabrics of Artificial Staple	11,522	2,618	6,403	3,582	977	2,886
613	MMF Sheeting	6,696	3,070	1,125	1,789	1,171	442
614	MMF Poplin and Broadcloth	12,549	7,786	5,930	4,543	3,437	2,804
615	MMF Printcloth	29,083	21,635	9,259	7,925	6,595	3,145
617	MMF Twills and Sateens	11,693	15,957	8,875	4,335	7,141	4,059
618	Woven Fabrics of C-F MMF Yarns	8	0	0	17	0	0
619	Woven Polyester Filament Fabrics	25	221	25	38	84	23
620	Other Woven Filament Fabrics	7	104	273	6	52	43
621	Impression fabric	0	0	16	0	0	16
624	MMF Fabric Mixed with Wool	0	17	20	0	31	37
625	MMF Poplin & Broadcloth	0	91	0	0	38	0
626	MMF Printcloth	29	377	94	8	117	56
627	MMF Sheeting	0	0	0	0	0	6
628	MMF Twills & Sateens	7	13	0	23	4	0
629	Other MMF Fabric	0	13	65	3	28	38
630	MMF Handkerchiefs	28	295	1,155	58	364	1,418
631	MMF Gloves	2,007	3,114	3,119	4,302	5,777	8,534
632	MMF Hosiery	60	472	609	64	359	613
633	MMF Suit-type Coats, MB	820	1,011	1,390	3,762	4,528	8,061
634	Other MMF Coats, MB	18,832	26,390	20,768	29,192	47,550	45,175
635	MMF Coats, WGI	20,047	24,551	16,446	35,855	52,384	40,053
636	MMF Dresses	25,421	15,505	13,858	49,863	34,638	36,507
637	MMF Playsuits	14,506	5,758	3,286	9,925	4,683	3,616
638	MMF Knit Shirts, MB	25,729	11,146	9,928	38,073	15,846	20,947
639	MMF Knit Shirts, WGI	16,149	15,370	10,563	33,502	37,343	27,831
640	MMF Non-knit Shirts, MB	32,263	33,547	23,820	51,282	50,083	41,471
641	MMF Non-knit Shirts, WGI	21,371	11,484	15,977	97,549	56,908	84,153
642	MMF Skirts	6,763	1,051	3,396	22,500	4,063	17,903
643	MMF Suits, MB	927	1,161	1,945	5,315	5,231	9,148
644	MMF Suits, WGI	991	2,345	667	3,375	8,444	2,919
645	MMF Sweaters, MB	8,420	7,975	7,681	10,435	12,134	13,794
646	MMF Sweaters, WGI	20,303	14,947	12,161	32,033	26,114	23,229
647	MMF Trousers, MB	23,417	24,466	17,088	42,897	47,472	42,717

U.S. general imports from CHINA by MFA categories, 1986-88

Category	Description	1,000 equivalent square yards			1,000 dollars		
		1986	1987	1988	1986	1987	1988
648	MMF Trousers, WGI	30,703	20,151	12,502	53,772	35,858	29,842
649	MMF Brassieres etc.	2,557	3,501	3,094	7,007	10,011	9,949
650	MMF Dressing Gowns	3,749	7,174	3,881	3,550	6,486	4,429
651	MMF Nightwear	22,416	37,437	26,938	17,234	32,966	25,781
652	MMF Underwear	34,986	29,381	21,869	8,573	8,958	9,959
653	MMF Down-filled Coats, MB	2,309	2,455	3,104	14,972	17,611	23,122
654	MMF Down-filled Coats, WGI	812	706	1,792	6,095	5,236	11,176
659	Other MMF Apparel	63,233	104,304	107,694	36,694	54,556	63,936
665	MMF Floor Coverings	22	46	51	517	653	996
666	Other MMF Furnishings	21,675	47,374	73,537	17,435	28,966	38,046
669	Other MMF Manufactures	16,070	25,426	19,963	1,532	2,874	3,136
670	MMF Flat Goods, etc.	61,924	70,247	69,642	69,999	92,035	114,456
800	SLR Yarn	0	1	0	0	0	0
810	SLR Fabric	1,321	2,722	3,531	1,505	3,182	3,847
831	SLR Gloves	35	685	481	36	659	493
832	SLR Hosiery	7	0	0	29	0	0
833	SLR Suit-type Coats, MB	231	291	126	724	1,393	578
834	Other SLR Coats, MB	136	328	176	327	892	530
835	SLR Coats, WGI	1,609	2,877	1,499	4,407	6,531	4,382
836	SLR Dresses	733	1,979	2,380	2,189	7,186	7,715
838	SLR Knit Shirts	124	319	1,308	791	1,459	5,555
840	SLR Non-knit Shirts	1,523	7,328	7,551	5,780	22,167	21,608
842	SLR Skirts	1,569	2,674	1,056	7,528	13,045	4,564
843	SLR Suits, MB	0	27	3	0	82	221
844	SLR Suits, WGI	56	406	2,381	301	1,288	9,233
845	Sweaters, Other Veg. Fibers	51,603	109,639	87,432	122,736	281,064	228,908
846	Sweaters, Silk Blends	3,071	5,402	7,853	10,222	19,786	27,027
847	SLR Trousers	6,801	27,804	14,479	18,389	64,466	38,370
850	SLR Robes	274	270	67	779	485	185
851	SLR Nightwear	25	178	142	82	394	364
852	SLR Underwear	130	46	86	171	294	274
858	SLR Neckties	2	2	2	4	8	7
859	Other SLR Apparel	1,299	3,747	13,078	2,414	4,172	7,750
863	SLR Towels	16	239	1,456	50	286	556
870	SLR Handbags and Flatgoods	524	9,304	6,222	585	8,519	5,856
871	Handbags & Flatgoods Silk & Veg	948	2,488	4,195	1,212	4,189	6,743
899	Other SLR Manufactures	1,079	3,142	1,592	1,648	3,988	4,163
Total		1,674,590	1,737,825	1,606,612	2,050,800	2,373,110	2,240,204

Source: Compiled from official statistics of the U.S. Department of Commerce.

Note.--A zero (0) indicates less than \$500 or 500 equivalent square yards. 1986 data for silk blends, linen, and ramie represent imports from August, when the data were first collected, through December, 1986.

U.S. general imports from COLOMBIA by MFA categories, 1986-88

Category	Description	1986	1987	1988	1986	1987	1988
		1,000 equivalent square yards			1,000 dollars		
200	Cot or MMF Yarns, Sewing Thread	25	70	40	35	92	53
218	Cot or MMF Different Color Yarns	111	225	0	129	292	0
219	Cot or MMF Duck Fabric	79	0	0	43	0	0
220	Cot or MMF Special Weave Fabric	32	130	395	15	80	242
222	Cot or MMF Knit Fabric	0	0	23	0	0	11
223	Cot or MMF Non-woven Fabric	31	0	104	26	0	18
224	Cot or MMF Pile & Tufted Fabric	8	0	155	7	1	220
225	Cot or MMF Denim	433	854	122	515	1,082	146
226	Cot or MMF Cheesecloth & Batistes	738	2,337	366	341	1,283	207
229	Cot or MMF Special Purpose Fabric	224	280	436	694	622	1,216
239	Cot or MMF Apparel for Infants	22	25	78	105	145	339
300	Carded Cotton Yarn	10,019	11,453	8,982	2,433	3,255	2,706
301	Combed Cotton Yarn	2,874	1,114	2,037	807	463	945
313	Cotton Sheeting	11,663	14,993	3,239	5,829	8,532	1,562
314	Cotton Poplin & Broadcloth	3,192	4,222	3,295	1,745	2,944	2,121
315	Cotton Printcloth	5,158	5,683	1,630	1,910	2,794	617
317	Cotton Twills and Sateens	11,920	9,302	11,640	6,543	6,146	7,485
326	Cotton Sateens	3,018	3,969	2,117	1,890	2,819	1,508
331	Cotton Gloves & Mittens	0	1	0	0	3	0
332	Cotton Hosiery	20	14	69	38	37	201
333	Cotton Suit-type Coats, MB	24	21	89	133	103	497
334	Other Cotton Coats, MB	19	38	123	61	126	404
335	Cotton Coats, WGI	225	410	1,206	507	1,519	5,997
336	Cotton Dresses	53	206	260	86	573	657
337	Cotton Playsuits	1	32	62	3	78	165
338	Cotton Knit Shirts, MB	596	1,532	1,360	961	3,283	3,560
339	Cotton Knit Shirts, WGI	50	209	324	401	802	1,150
340	Cotton Non-knit Shirts, MB	946	1,171	1,971	1,975	2,859	4,721
341	Cotton Non-knit Shirts, WGI	500	636	423	1,606	1,988	2,348
342	Cotton Skirts	123	731	725	685	3,524	3,059
345	Cotton Sweaters	55	5	2	144	26	5
347	Cotton Trousers, MB	176	539	1,310	708	1,411	3,430
348	Cotton Trousers, WGI	546	1,277	4,035	1,835	4,256	14,924
350	Cotton Dressing Gowns	26	32	84	45	55	242
351	Cotton Nightwear	22	101	7	73	65	3
352	Cotton Underwear	353	191	1,759	221	150	1,293
359	Other Cotton Apparel	95	273	118	137	322	263
360	Cotton Pillowcases	19	3	0	41	6	1
361	Cotton Sheets	132	16	1	99	13	1
363	Cotton Pile Towels	317	689	914	1,031	2,928	2,758
369	Other Cotton Manufactures	147	252	489	124	231	368
400	Wool Tops & Yarn	20	0	0	29	0	0
410	Woolen & Worsted Fabric	0	0	7	0	0	31
414	Other Wool Fabrics	22	19	13	147	120	96
431	Wool Gloves and Mittens	0	0	0	0	2	0
433	Wool Suit-type Coats, MB	82	248	307	800	2,029	2,924
434	Other Wool Coats, MB	95	29	10	586	241	90
435	Wool Coats, WGI	372	75	569	1,290	473	2,768
442	Wool Skirts	144	65	179	1,043	468	1,571
443	Wool Suits, MB	4	3	39	54	35	397
444	Wool Suits, WGI	293	370	309	2,007	3,137	2,222
445	Wool Sweaters, MB	0	0	0	2	4	0
446	Wool Sweaters, WGI	0	1	0	8	16	1

U.S. general imports from COLOMBIA by MFA categories, 1986-88

Category	Description	1986	1987	1988	1986	1987	1988
		1,000 equivalent square yards			1,000 dollars		
447	Wool Trousers, MB	3	1	25	54	19	252
448	Wool Trousers, WGI	115	13	64	1,204	117	776
459	Other Wool Apparel	34	41	69	163	203	354
464	Wool Blankets	0	0	0	0	1	0
465	Wool Floor Coverings	0	0	0	5	0	0
469	Other Wool Manufactures	0	43	0	1	35	0
600	Textured Filament Yarns	639	0	0	207	0	0
604	Synthetic Staple Fiber Yarns	427	0	0	171	0	0
606	Non-textured Filament Yarns	796	0	0	77	0	0
611	Woven Fabrics of Artificial Staple	0	0	40	0	0	16
620	Other Woven Filament Fabrics	0	0	1	0	0	3
621	Impression fabric	69	0	0	66	0	0
624	MMF Fabric Mixed with Wool	0	0	0	0	0	0
627	MMF Sheeting	0	0	0	0	0	3
628	MMF Twills & Sateens	0	0	4	0	0	4
629	Other MMF Fabric	0	0	5	0	0	5
630	MMF Handkerchiefs	0	0	0	0	0	1
631	MMF Gloves	0	6	2	0	2	17
632	MMF Hosiery	1,032	1,429	1,769	4,030	5,438	6,394
633	MMF Suit-type Coats, MB	1,040	906	858	4,536	5,061	5,094
634	Other MMF Coats, MB	291	63	158	1,447	277	428
635	MMF Coats, WGI	347	237	801	1,290	1,331	3,323
636	MMF Dresses	202	252	856	325	1,003	2,712
637	MMF Playsuits	12	13	21	39	43	49
638	MMF Knit Shirts, MB	88	163	221	82	196	343
639	MMF Knit Shirts, WGI	264	61	107	298	125	322
640	MMF Non-knit Shirts, MB	146	57	13	276	163	23
641	MMF Non-knit Shirts, WGI	1,383	1,472	1,396	5,736	7,350	8,312
642	MMF Skirts	391	445	840	2,204	2,282	4,701
643	MMF Suits, MB	13	20	20	117	189	196
644	MMF Suits, WGI	930	606	1,050	4,171	2,884	5,515
646	MMF Sweaters, WGI	5	5	9	15	30	42
647	MMF Trousers, MB	212	8	488	331	25	1,469
648	MMF Trousers, WGI	743	479	311	2,675	1,741	1,310
649	MMF Brassieres etc.	99	53	55	334	154	239
650	MMF Dressing Gowns	45	33	2	38	16	3
651	MMF Nightwear	1,015	1,566	3,692	477	795	1,826
652	MMF Underwear	525	314	497	445	249	575
659	Other MMF Apparel	83	161	393	134	290	720
666	Other MMF Furnishings	3,612	1,785	1,949	1,660	906	1,215
669	Other MMF Manufactures	22	16	60	35	23	50
670	MMF Flat Goods, etc.	0	2	1	0	5	4
810	SLR Fabric	0	0	3	0	0	4
832	SLR Hosiery	3	0	0	15	0	0
833	SLR Suit-type Coats, MB	0	1	46	0	12	399
835	SLR Coats, WGI	0	0	44	0	0	230
836	SLR Dresses	0	0	1	0	0	3
840	SLR Non-knit Shirts	0	62	9	0	441	73
842	SLR Skirts	0	30	28	0	309	184
843	SLR Suits, MB	0	0	1	0	0	8
847	SLR Trousers	0	27	23	0	224	143
859	Other SLR Apparel	4	28	0	5	49	3
870	SLR Handbags and Flatgoods	0	6	0	0	35	0
871	Handbags & Flatgoods Silk & Veg	0	1	0	0	11	0
Total		69,612	74,253	67,356	72,614	93,468	122,890

Source: Compiled from official statistics of the U.S. Department of Commerce.

Note.--A zero (0) indicates less than \$500 or 500 equivalent square yards. 1986 data for silk blends, linen, and ramie represent imports from August, when the data were first collected, through December, 1986.

U.S. general imports from COSTA RICA by MFA categories, 1986-88

Category	Description	1986	1987	1988	1986	1987	1988
		1,000 equivalent square yards			-----1,000 dollars-----		
200	Cot or MMF Yarns, Sewing Thread	0	0	3	0	0	3
201	Cot or MMF Specialty Yarns	1,035	3,341	2,098	115	454	408
218	Cot or MMF Different Color Yarns	3	0	0	2	0	0
220	Cot or MMF Special Weave Fabric	196	49	45	157	29	29
222	Cot or MMF Knit Fabric	7	4	218	4	1	79
226	Cot or MMF Cheesecloth & Batistes	1	0	0	1	0	0
229	Cot or MMF Special Purpose Fabric	1	2	446	0	1	627
239	Cot or MMF Apparel for Infants	70	138	182	128	341	570
300	Carded Cotton Yarn	0	958	313	0	278	87
301	Combed Cotton Yarn	613	589	0	178	181	0
317	Cotton Twills and Sateens	0	7	0	0	4	0
331	Cotton Gloves & Mittens	0	1,585	2,586	0	619	1,006
332	Cotton Hosiery	1	35	50	1	47	81
333	Cotton Suit-type Coats, MB	30	18	65	147	126	187
334	Other Cotton Coats, MB	953	1,197	1,174	2,663	4,095	3,979
335	Cotton Coats, WGI	236	95	360	450	171	572
336	Cotton Dresses	312	449	878	825	924	1,739
337	Cotton Playsuits	288	473	703	441	915	1,358
338	Cotton Knit Shirts, MB	897	1,585	3,077	4,679	9,076	13,678
339	Cotton Knit Shirts, WGI	45	613	2,828	127	2,000	11,136
340	Cotton Non-knit Shirts, MB	9,834	9,482	8,677	17,669	18,314	18,780
341	Cotton Non-knit Shirts, WGI	3,155	2,721	2,848	9,211	7,966	7,767
342	Cotton Skirts	191	917	2,230	628	2,696	6,278
345	Cotton Sweaters	1	171	1,263	1	286	1,820
347	Cotton Trousers, MB	5,032	9,086	11,879	17,751	27,878	40,189
348	Cotton Trousers, WGI	5,642	5,828	7,776	12,257	14,437	22,071
349	Cotton Brassieres, etc.	141	100	117	406	361	244
350	Cotton Dressing Gowns	7	0	13	8	0	46
351	Cotton Nightwear	2	30	23	1	35	8
352	Cotton Underwear	49	138	2,733	47	149	2,330
359	Other Cotton Apparel	173	1,021	2,248	350	1,569	3,554
360	Cotton Pillowcases	0	0	0	0	0	1
369	Other Cotton Manufactures	4	70	0	8	31	0
410	Woolen & Worsted Fabric	0	6	0	0	20	0
432	Wool Hosiery	0	0	0	1	0	0
433	Wool Suit-type Coats, MB	192	89	210	1,178	743	2,028
435	Wool Coats, WGI	404	599	486	2,130	4,023	3,871
440	Wool Non-knit Shirts	28	11	0	50	20	0
442	Wool Skirts	252	148	17	2,074	1,052	150
443	Wool Suits, MB	0	0	84	0	0	1,098
444	Wool Suits, WGI	189	130	41	1,307	646	294
447	Wool Trousers, MB	0	5	192	0	47	1,435
448	Wool Trousers, WGI	265	206	107	1,914	2,504	1,598
459	Other Wool Apparel	128	191	23	889	1,117	149
465	Wool Floor Coverings	1	0	0	8	0	0
600	Textured Filament Yarns	0	0	9	0	0	5
606	Non-textured Filament Yarns	72,014	73,278	70,067	8,223	8,206	8,064
607	Other MMF Staple Yarns	57	0	672	21	0	311
611	Woven Fabrics of Artificial Staple	0	0	2	0	0	1
614	MMF Poplin and Broadcloth	0	0	13	0	0	9
615	MMF Printcloth	18	196	0	11	130	0
619	Woven Polyester Filament Fabrics	0	61	0	0	38	0
620	Other Woven Filament Fabrics	5	101	136	11	65	89

U.S. general imports from COSTA RICA by MFA categories, 1986-88

Category	Description	1,000 equivalent square yards			1,000 dollars		
		1986	1987	1988	1986	1987	1988
621	Impression fabric	0	0	0	1	0	0
629	Other MMF Fabric	124	71	91	69	43	89
632	MMF Hosiery	1,099	180	9	1,491	260	14
633	MMF Suit-type Coats, MB	305	418	1,068	1,263	2,643	6,714
634	Other MMF Coats, MB	2,733	1,441	1,954	4,038	2,264	2,788
635	MMF Coats, WGI	1,686	1,719	2,049	2,782	2,466	3,315
636	MMF Dresses	617	1,326	1,023	1,240	2,107	2,205
637	MMF Playsuits	37	254	149	48	271	155
638	MMF Knit Shirts, MB	66	252	348	189	717	832
639	MMF Knit Shirts, WGI	21	302	917	68	941	2,063
640	MMF Non-knit Shirts, MB	551	1,223	1,294	1,094	2,219	2,529
641	MMF Non-knit Shirts, WGI	1,065	2,844	2,658	3,937	6,732	7,596
642	MMF Skirts	706	499	819	2,818	2,322	4,047
644	MMF Suits, WGI	251	281	385	1,077	1,374	2,197
645	MMF Sweaters, MB	0	518	643	1	1,046	1,095
646	MMF Sweaters, WGI	32	970	1,002	45	1,472	1,368
647	MMF Trousers, MB	4,020	3,643	2,639	13,566	13,282	12,315
648	MMF Trousers, WGI	693	860	1,196	1,944	3,435	5,200
649	MMF Brassieres etc.	7,077	8,970	11,074	21,481	28,265	41,138
650	MMF Dressing Gowns	62	0	0	95	0	0
651	MMF Nightwear	3,084	1,833	1,973	2,764	1,561	1,211
652	MMF Underwear	135	329	4,491	114	227	3,113
653	MMF Down-filled Coats, MB	12	0	0	105	0	0
659	Other MMF Apparel	3,487	1,575	1,237	4,108	1,149	1,631
665	MMF Floor Coverings	0	0	0	0	3	1
666	Other MMF Furnishings	186	1	41	50	1	7
670	MMF Flat Goods, etc.	34	94	237	61	245	502
835	SLR Coats, WGI	92	202	30	635	1,367	200
836	SLR Dresses	0	0	0	1	0	0
840	SLR Non-knit Shirts	0	1	0	2	1	0
842	SLR Skirts	69	77	7	929	1,030	47
845	Sweaters, Other Veg. Fibers	2	76	33	8	90	49
847	SLR Trousers	67	102	35	765	1,182	256
859	Other SLR Apparel	0	19	1	0	27	2
870	SLR Handbags and Flatgoods	4	4	0	8	14	0
Total		130,790	145,805	164,295	152,870	190,350	260,410

Source: Compiled from official statistics of the U.S. Department of Commerce.

Note.--A zero (0) indicates less than \$500 or 500 equivalent square yards. 1986 data for silk blends, linen, and ramie represent imports from August, when the data were first collected, through December, 1986.

U.S. general imports from CZECHOSLOVAKIA by MMF categories, 1986-88

Category	Description	1986	1987	1988	1986	1987	1988
		1,000 equivalent square yards			1,000 dollars		
218	Cot or MMF Different Color Yarns	36	119	75	40	138	105
219	Cot or MMF Duck Fabric	0	0	1	0	1	2
220	Cot or MMF Special Weave Fabric	116	213	227	142	374	388
225	Cot or MMF Denim	5	0	0	5	0	0
226	Cot or MMF Cheesecloth & Batistes	0	18	1	0	20	2
227	Cot or MMF Oxford Cloth	0	0	2	0	0	2
229	Cot or MMF Special Purpose Fabric	208	480	381	36	28	95
300	Carded Cotton Yarn	0	3	0	0	3	0
313	Cotton Sheeting	15	163	29	19	77	14
314	Cotton Poplin & Broadcloth	0	58	29	0	68	33
315	Cotton Printcloth	0	12	0	0	18	0
317	Cotton Twills and Sateens	9	37	21	12	60	31
326	Cotton Sateens	0	0	23	0	0	38
330	Cotton Handkerchiefs	60	84	65	102	120	98
333	Cotton Suit-type Coats, MB	36	11	9	114	54	29
334	Other Cotton Coats, MB	3	17	0	12	43	0
337	Cotton Playsuits	2	0	0	9	0	0
338	Cotton Knit Shirts, MB	0	0	0	0	0	0
339	Cotton Knit Shirts, WGI	1	0	0	1	0	0
340	Cotton Non-knit Shirts, MB	0	0	0	0	0	0
348	Cotton Trousers, WGI	0	0	0	1	0	0
352	Cotton Underwear	7	0	0	3	0	0
360	Cotton Pillowcases	0	0	1	0	1	1
362	Cotton Bedspreads & Quilts	1	2	0	7	3	1
363	Cotton Pile Towels	10	0	0	11	0	0
369	Other Cotton Manufactures	1,150	1,240	777	783	900	1,016
410	Woolen & Worsted Fabric	358	469	568	506	715	1,050
414	Other Wool Fabrics	0	0	0	0	0	0
433	Wool Suit-type Coats, MB	210	248	278	920	1,169	1,126
434	Other Wool Coats, MB	220	448	613	1,054	2,035	2,842
435	Wool Coats, WGI	159	13	26	491	39	85
438	Wool Knit Shirts	0	0	1	0	0	16
443	Wool Suits, MB	245	344	413	1,202	1,757	2,108
447	Wool Trousers, MB	0	1	8	0	4	32
459	Other Wool Apparel	350	264	254	1,031	675	675
465	Wool Floor Coverings	0	0	1	0	1	10
618	Woven Fabrics of C-F MMF Yarns	0	0	11	0	0	7
624	MMF Fabric Mixed with Wool	0	0	77	0	0	200
633	MMF Suit-type Coats, MB	4	0	0	15	0	0
634	Other MMF Coats, MB	0	0	0	0	1	0
635	MMF Coats, WGI	16	0	0	53	0	0
636	MMF Dresses	0	2	0	0	1	0
638	MMF Knit Shirts, MB	3	0	0	2	0	0
639	MMF Knit Shirts, WGI	2	0	0	1	0	0
643	MMF Suits, MB	7	0	0	12	0	0
647	MMF Trousers, MB	0	0	0	2	0	0
648	MMF Trousers, WGI	1	0	0	12	1	0
649	MMF Brassieres etc.	0	0	0	0	0	0
651	MMF Nightwear	10	0	0	3	0	0
659	Other MMF Apparel	11	0	0	15	0	0
666	Other MMF Furnishings	1	0	0	0	0	0
810	SLR Fabric	829	1,779	1,813	1,002	2,873	2,551
863	SLR Towels	1	11	2	2	12	3

U.S. general imports from CZECHOSLOVAKIA by MFA categories, 1986-88

Category	Description	1986	1987	1988	1986	1987	1988
		1,000 equivalent square yards			-----1,000 dollars-----		
870	SLR Handbags and Flatgoods	0	0	2	0	0	9
899	Other SLR Manufactures	0	42	124	1	20	73
Total		4,087	6,078	5,834	7,620	11,211	12,641

Source: Compiled from official statistics of the U.S. Department of Commerce.

Note.--A zero (0) indicates less than \$500 or 500 equivalent square yards. 1986 data for silk blends, linen, and ramie represent imports from August, when the data were first collected, through December, 1986.

U.S. general imports from DENMARK by MFA categories, 1986-88

Category	Description	1986	1987	1988	1986	1987	1988
		1,000 equivalent square yards			-----1,000 dollars-----		
200	Cot or MMF Yarns, Sewing Thread	63	43	12	293	119	67
201	Cot or MMF Specialty Yarns	5	101	137	5	72	141
218	Cot or MMF Different Color Yarns	28	13	1	58	50	3
220	Cot or MMF Special Weave Fabric	67	3	1	136	22	65
222	Cot or MMF Knit Fabric	47	0	85	39	0	91
223	Cot or MMF Non-woven Fabric	0	68	0	0	12	0
224	Cot or MMF Pile & Tufted Fabric	0	2	0	1	14	0
226	Cot or MMF Cheesecloth & Batistes	1	0	2	3	0	3
229	Cot or MMF Special Purpose Fabric	622	1,365	733	497	1,072	779
239	Cot or MMF Apparel for Infants	0	1	5	2	9	33
300	Carded Cotton Yarn	2	4	0	3	11	1
301	Combed Cotton Yarn	1	2	1	1	5	4
313	Cotton Sheeting	222	0	0	427	0	0
314	Cotton Poplin & Broadcloth	2	1,030	672	12	1,012	841
315	Cotton Printcloth	0	85	0	0	170	2
317	Cotton Twills and Sateens	6	0	0	22	3	0
326	Cotton Sateens	1	0	0	3	1	0
330	Cotton Handkerchiefs	0	0	0	1	0	0
331	Cotton Gloves & Mittens	0	0	0	0	1	0
332	Cotton Hosiery	3	1	0	15	16	7
333	Cotton Suit-type Coats, MB	12	0	0	51	0	1
334	Other Cotton Coats, MB	6	18	3	45	42	20
335	Cotton Coats, WGI	23	11	7	63	49	40
336	Cotton Dresses	67	70	11	85	124	22
337	Cotton Playsuits	44	33	9	97	63	31
338	Cotton Knit Shirts, MB	13	36	11	134	288	59
339	Cotton Knit Shirts, WGI	27	57	14	208	445	177
340	Cotton Non-knit Shirts, MB	3	1	0	12	9	3
341	Cotton Non-knit Shirts, WGI	11	23	23	77	114	65
342	Cotton Skirts	19	32	7	90	167	51
345	Cotton Sweaters	26	38	47	72	138	207
347	Cotton Trousers, MB	2	19	36	29	76	90
348	Cotton Trousers, WGI	127	26	12	525	144	86
349	Cotton Brassieres, etc.	0	0	0	4	7	1
350	Cotton Dressing Gowns	2	1	1	2	4	1
351	Cotton Nightwear	12	1	0	13	2	0
352	Cotton Underwear	36	9	7	47	20	14
353	Cotton Down-filled Coats, MB	0	0	0	1	1	2
359	Other Cotton Apparel	32	103	124	158	284	315
360	Cotton Pillowcases	0	2	1	1	4	4
361	Cotton Sheets	0	9	6	2	12	14
362	Cotton Bedspreads & Quilts	94	20	12	319	46	37
363	Cotton Pile Towels	8	10	0	15	13	0
369	Other Cotton Manufactures	442	226	192	452	286	245
400	Wool Tops & Yarn	2	9	6	13	48	29
410	Woolen & Worsted Fabric	1	6	1	11	63	6
414	Other Wool Fabrics	73	67	30	470	537	319
431	Wool Gloves and Mittens	0	0	0	0	1	0
433	Wool Suit-type Coats, MB	0	0	0	10	1	1
434	Other Wool Coats, MB	1	1	6	8	4	11
435	Wool Coats, WGI	3	1	3	38	16	18
436	Wool Dresses	1	1	1	19	11	7
438	Wool Knit Shirts	2	1	0	44	18	0

U.S. general imports from DENMARK by MFA categories, 1986-88

Category	Description	1986	1987	1988	1986	1987	1988
		1,000 equivalent square yards			-----1,000 dollars-----		
440	Wool Non-knit Shirts	1	0	0	33	1	8
442	Wool Skirts	2	1	1	43	30	15
443	Wool Suits, MB	1	0	0	14	1	4
444	Wool Suits, WGI	0	0	0	1	3	0
445	Wool Sweaters, MB	5	4	3	143	85	92
446	Wool Sweaters, WGI	10	3	6	243	71	94
447	Wool Trousers, MB	2	0	1	11	0	5
448	Wool Trousers, WGI	1	1	0	19	11	6
459	Other Wool Apparel	1	3	1	22	44	27
464	Wool Blankets	1	2	0	8	16	1
465	Wool Floor Coverings	341	144	131	4,740	3,734	3,707
469	Other Wool Manufactures	2	0	0	11	3	6
600	Textured Filament Yarns	1	0	0	0	1	0
606	Non-textured Filament Yarns	8	9	3	4	6	4
607	Other MMF Staple Yarns	0	0	1	0	0	2
611	Woven Fabrics of Artificial Staple	0	1	2	0	3	8
613	MMF Sheeting	0	0	4	0	0	5
614	MMF Poplin and Broadcloth	1	0	0	7	2	0
617	MMF Twills and Sateens	0	0	0	0	0	1
618	Woven Fabrics of C-F MMF Yarns	102	0	0	35	0	0
620	Other Woven Filament Fabrics	14	3	9	46	11	17
621	Impression fabric	5	0	1	2	0	1
624	MMF Fabric Mixed with Wool	0	1	0	2	8	1
627	MMF Sheeting	0	1	3	0	4	11
628	MMF Twills & Sateens	0	0	72	0	0	33
629	Other MMF Fabric	14	76	36	29	192	118
632	MMF Hosiery	0	0	0	1	0	0
633	MMF Suit-type Coats, MB	0	0	0	5	1	0
634	Other MMF Coats, MB	2	2	0	22	27	4
635	MMF Coats, WGI	18	1	4	95	7	38
636	MMF Dresses	7	2	2	35	14	16
637	MMF Playsuits	397	0	0	97	1	0
638	MMF Knit Shirts, MB	4	66	0	13	135	2
639	MMF Knit Shirts, WGI	6	13	1	20	21	6
640	MMF Non-knit Shirts, MB	9	6	0	23	21	0
641	MMF Non-knit Shirts, WGI	12	2	2	104	10	26
642	MMF Skirts	14	2	1	88	14	19
643	MMF Suits, MB	0	0	0	2	0	0
644	MMF Suits, WGI	0	1	0	2	8	5
645	MMF Sweaters, MB	0	2	1	0	10	5
646	MMF Sweaters, WGI	14	17	0	34	17	2
647	MMF Trousers, MB	24	0	0	86	2	4
648	MMF Trousers, WGI	43	1	3	217	15	20
652	MMF Underwear	0	1,044	2,055	0	313	776
654	MMF Down-filled Coats, WGI	0	0	0	0	0	0
659	Other MMF Apparel	30	29	12	76	37	54
665	MMF Floor Coverings	10	5	1	173	96	36
666	Other MMF Furnishings	20	36	28	58	71	44
669	Other MMF Manufactures	11	52	10	9	44	14
670	MMF Flat Goods, etc.	5	2	0	17	2	4
800	SLR Yarn	0	0	0	1	0	0
810	SLR Fabric	3	2	5	8	29	29
832	SLR Hosiery	0	0	0	0	0	4
834	Other SLR Coats, MB	0	0	3	0	7	23

C-34

U.S. general imports from DENMARK by MFA categories, 1986-88

Category	Description	1,000 equivalent square yards			1,000 dollars		
		1986	1987	1988	1986	1987	1988
835	SLR Coats, WGI	0	1	1	0	33	7
836	SLR Dresses	0	0	0	0	2	3
840	SLR Non-knit Shirts	0	0	0	0	0	1
842	SLR Skirts	0	0	1	0	0	2
843	SLR Suits, MB	0	0	0	0	0	0
845	Sweaters, Other Veg. Fibers	0	0	0	1	0	0
847	SLR Trousers	1	0	0	7	0	2
852	SLR Underwear	0	0	0	0	0	1
858	SLR Neckties	0	0	0	2	0	0
859	Other SLR Apparel	1	0	1	3	1	3
870	SLR Handbags and Flatgoods	0	0	0	0	0	0
871	Handbags & Flatgoods Silk & Veg	0	0	0	2	0	0
899	Other SLR Manufactures	172	31	25	181	55	31
Total		3,473	5,116	4,656	11,430	10,844	9,264

Source: Compiled from official statistics of the U.S. Department of Commerce.

Note.--A zero (0) indicates less than \$500 or 500 equivalent square yards. 1986 data for silk blends, linen, and ramie represent imports from August, when the data were first collected, through December, 1986.

U.S. general imports from DOMINICAN REPUBLIC by MFA categories, 1986-88

Category	Description	1,000 equivalent square yards			-----1,000 dollars-----		
		1986	1987	1988	1986	1987	1988
635	MMF Coats, WGI	3,321	2,373	3,001	8,682	5,838	9,162
636	MMF Dresses	1,288	1,808	2,216	1,557	1,833	4,606
637	MMF Playsuits	72	90	688	92	131	427
638	MMF Knit Shirts, MB	214	1,303	2,107	445	3,038	2,718
639	MMF Knit Shirts, WGI	2,732	1,268	2,489	4,464	2,278	4,236
640	MMF Non-knit Shirts, MB	1,838	3,571	3,998	2,396	5,491	6,500
641	MMF Non-knit Shirts, WGI	3,932	3,376	3,873	10,433	11,714	13,193
642	MMF Skirts	2,320	3,096	2,842	6,475	12,469	10,848
643	MMF Suits, MB	218	494	1,442	466	1,431	3,142
644	MMF Suits, WGI	2,915	2,826	2,540	8,843	9,642	9,287
645	MMF Sweaters, MB	479	236	191	582	303	258
646	MMF Sweaters, WGI	315	1,023	2,365	492	1,695	3,675
647	MMF Trousers, MB	7,797	9,874	11,605	25,052	34,098	39,607
648	MMF Trousers, WGI	2,521	3,203	6,857	6,839	8,772	20,290
649	MMF Brassieres etc.	8,053	9,291	11,428	24,184	29,814	40,409
650	MMF Dressing Gowns	2,803	2,543	2,878	3,770	2,486	2,926
651	MMF Nightwear	22,053	24,214	31,348	12,699	13,807	19,599
652	MMF Underwear	10,075	11,752	17,542	8,103	8,234	13,481
659	Other MMF Apparel	4,530	5,708	6,593	5,319	8,316	10,607
665	MMF Floor Coverings	0	0	0	0	3	0
666	Other MMF Furnishings	204	149	111	98	82	49
669	Other MMF Manufactures	6,626	3,422	17,908	4,635	2,073	4,708
670	MMF Flat Goods, etc.	1,363	653	2,741	1,410	614	2,543
833	SLR Suit-type Coats, MB	0	0	12	0	0	115
835	SLR Coats, WGI	64	92	296	195	552	393
836	SLR Dresses	0	1	3	0	9	22
840	SLR Non-knit Shirts	0	2	15	1	8	89
842	SLR Skirts	28	47	8	219	463	50
844	SLR Suits, WGI	5	0	0	20	0	0
845	Sweaters, Other Veg. Fibers	0	86	293	0	182	475
847	SLR Trousers	12	77	64	69	406	257
852	SLR Underwear	2	0	0	4	0	0
858	SLR Neckties	4	0	5	76	0	6
859	Other SLR Apparel	6	2	8	12	5	12
870	SLR Handbags and Flatgoods	32	3,369	3,123	47	2,983	3,184
871	Handbags & Flatgoods Silk & Veg	0	6	7	0	15	8
899	Other SLR Manufactures	36	0	14	5	0	2
Total		161,908	195,208	266,349	294,626	392,371	550,058

Source: Compiled from official statistics of the U.S. Department of Commerce.

Note.--A zero (0) indicates less than \$500 or 500 equivalent square yards. 1986 data for silk blends, linen, and ramie represent imports from August, when the data were first collected, through December, 1986.

U.S. general imports from EAST GERMANY by MFA categories, 1986-88

Category	Description	1986	1987	1988	1986	1987	1988
		1,000 equivalent square yards			1,000 dollars		
200	Cot or MMF Yarns, Sewing Thread	0	0	7	0	0	1
220	Cot or MMF Special Weave Fabric	1	0	0	4	0	1
222	Cot or MMF Knit Fabric	28	72	0	16	71	0
224	Cot or MMF Pile & Tufted Fabric	0	0	0	1	0	0
226	Cot or MMF Cheesecloth & Batistes	1	0	0	3	0	0
229	Cot or MMF Special Purpose Fabric	260	0	196	41	0	16
333	Cotton Suit-type Coats, MB	7	0	0	17	0	0
334	Other Cotton Coats, MB	723	894	834	933	1,173	1,166
335	Cotton Coats, WGI	7	25	0	28	93	0
337	Cotton Playsuits	0	0	0	0	7	0
338	Cotton Knit Shirts, MB	52	81	83	254	397	401
340	Cotton Non-knit Shirts, MB	22	0	0	55	2	0
341	Cotton Non-knit Shirts, WGI	0	0	0	2	26	0
342	Cotton Skirts	3	12	0	16	41	0
345	Cotton Sweaters	0	3	0	3	92	0
347	Cotton Trousers, MB	18	135	119	35	309	208
348	Cotton Trousers, WGI	0	22	0	4	73	0
362	Cotton Bedspreads & Quilts	0	0	1	0	2	1
369	Other Cotton Manufactures	0	0	0	0	1	1
410	Woolen & Worsted Fabric	0	0	0	14	0	0
433	Wool Suit-type Coats, MB	11	0	0	39	0	0
442	Wool Skirts	0	1	0	0	26	0
443	Wool Suits, MB	0	25	0	0	280	0
446	Wool Sweaters, WGI	0	0	0	0	1	0
447	Wool Trousers, MB	15	78	0	59	291	0
448	Wool Trousers, WGI	0	0	0	0	1	0
459	Other Wool Apparel	0	0	0	0	0	0
464	Wool Blankets	0	0	0	4	0	0
465	Wool Floor Coverings	0	0	0	1	25	0
469	Other Wool Manufactures	2	0	0	10	0	0
611	Woven Fabrics of Artificial Staple	787	0	0	30	0	0
615	MMF Printcloth	16	0	0	21	0	0
617	MMF Twills and Sateens	0	3	0	0	17	0
618	Woven Fabrics of C-F MMF Yarns	10	1	0	47	5	0
620	Other Woven Filament Fabrics	0	0	0	1	0	0
621	Impression fabric	0	0	0	0	0	0
629	Other MMF Fabric	0	0	0	1	0	0
633	MMF Suit-type Coats, MB	0	18	0	0	90	0
634	Other MMF Coats, MB	0	0	0	1	0	0
635	MMF Coats, WGI	2	0	0	9	8	0
637	MMF Playsuits	0	0	0	0	4	0
639	MMF Knit Shirts, WGI	0	0	0	0	8	0
640	MMF Non-knit Shirts, MB	0	1	0	0	1	0
641	MMF Non-knit Shirts, WGI	0	0	0	6	8	0
642	MMF Skirts	6	0	0	30	6	0
645	MMF Sweaters, MB	0	18	0	0	15	0
647	MMF Trousers, MB	104	0	0	96	0	0
648	MMF Trousers, WGI	1	0	0	8	0	0
659	Other MMF Apparel	0	7	0	0	13	0
669	Other MMF Manufactures	0	0	2	0	0	6
838	SLR Knit Shirts	0	0	0	0	2	0
840	SLR Non-knit Shirts	0	2	0	0	73	0
842	SLR Skirts	0	1	0	0	42	0

U.S. general imports from EAST GERMANY by MFA categories, 1986-88

Category	Description	1,000 equivalent square yards			1,000 dollars		
		1986	1987	1988	1986	1987	1988
845	Sweaters, Other Veg. Fibers	0	0	0	0	7	0
846	Sweaters, Silk Blends	0	1	0	0	22	0
847	SLR Trousers	0	0	0	0	21	0
899	Other SLR Manufactures	0	0	1	0	0	8
Total		2,079	1,402	1,243	1,790	3,257	1,809

Source: Compiled from official statistics of the U.S. Department of Commerce.

Note.--A zero (0) indicates less than \$500 or 500 equivalent square yards. 1986 data for silk blends, linen, and ramie represent imports from August, when the data were first collected, through December, 1986.

U.S. general imports from EGYPT by MFA categories, 1986-88

Category	Description	1,000 equivalent square yards			1,000 dollars		
		1986	1987	1988	1986	1987	1988
200	Cot or MMF Yarns, Sewing Thread	0	0	5	0	0	9
218	Cot or MMF Different Color Yarns	0	114	0	0	79	0
219	Cot or MMF Duck Fabric	59	3,231	2,959	24	1,597	1,464
220	Cot or MMF Special Weave Fabric	667	145	328	317	105	173
226	Cot or MMF Cheesecloth & Batistes	1,608	797	874	387	207	207
229	Cot or MMF Special Purpose Fabric	0	0	5	0	0	8
239	Cot or MMF Apparel for Infants	0	1	0	0	1	0
300	Carded Cotton Yarn	32,906	86,410	23,910	8,510	25,513	7,748
301	Combed Cotton Yarn	6,892	6,745	1,333	2,223	2,455	605
313	Cotton Sheeting	21,817	27,469	13,466	7,746	11,214	5,169
314	Cotton Poplin & Broadcloth	1,043	5,649	5,228	516	2,914	2,762
315	Cotton Printcloth	5,257	20,694	1,049	2,043	9,198	353
317	Cotton Twills and Sateens	8,856	9,160	4,999	3,655	4,127	2,283
326	Cotton Sateens	61	0	0	26	0	0
331	Cotton Gloves & Mittens	96	980	1,855	93	373	719
334	Other Cotton Coats, MB	0	14	0	0	23	0
336	Cotton Dresses	161	384	754	101	206	556
338	Cotton Knit Shirts, MB	0	456	1,448	1	1,136	3,477
339	Cotton Knit Shirts, WGI	1,207	4,745	4,135	1,678	8,781	9,253
340	Cotton Non-knit Shirts, MB	1,583	2,581	1,447	1,838	3,068	1,950
341	Cotton Non-knit Shirts, WGI	343	1,145	1,269	747	2,287	1,935
342	Cotton Skirts	25	300	901	27	405	1,365
345	Cotton Sweaters	46	389	306	24	191	139
347	Cotton Trousers, MB	148	908	1,892	316	2,086	3,071
348	Cotton Trousers, WGI	27	832	1,979	31	967	2,777
350	Cotton Dressing Gowns	2	0	0	1	1	0
351	Cotton Nightwear	15	0	131	3	0	114
352	Cotton Underwear	0	20	771	0	44	545
359	Other Cotton Apparel	1	0	42	2	1	32
360	Cotton Pillowcases	0	0	0	0	1	0
361	Cotton Sheets	0	1	80	0	3	54
362	Cotton Bedspreads & Quilts	0	0	3	1	1	2
363	Cotton Pile Towels	60	296	203	94	461	303
369	Other Cotton Manufactures	3	58	74	7	18	39
400	Wool Tops & Yarn	0	2	0	0	2	0
414	Other Wool Fabrics	2	4	3	11	23	16
433	Wool Suit-type Coats, MB	0	0	0	0	0	0
434	Other Wool Coats, MB	0	0	0	1	0	0
442	Wool Skirts	0	1	0	0	8	0
443	Wool Suits, MB	0	0	0	5	3	0
445	Wool Sweaters, MB	0	1	0	0	2	0
446	Wool Sweaters, WGI	0	0	0	4	0	0
447	Wool Trousers, MB	0	0	0	0	0	0
459	Other Wool Apparel	0	0	0	0	0	0
465	Wool Floor Coverings	10	11	14	574	371	519
469	Other Wool Manufactures	1	3	1	1	13	3
600	Textured Filament Yarns	3	0	2	1	0	0
604	Synthetic Staple Fiber Yarns	3,773	951	0	1,643	235	0
606	Non-textured Filament Yarns	6,965	0	0	1,151	0	0
607	Other MMF Staple Yarns	0	4,213	494	0	1,533	183
631	MMF Gloves	0	0	687	0	0	392
635	MMF Coats, WGI	0	3	0	0	3	2
636	MMF Dresses	0	3	0	0	3	0

C-39

U.S. general imports from EGYPT by MFA categories, 1986-88

Category	Description	1986	1987	1988	1986	1987	1988
		1,000 equivalent square yards			1,000 dollars		
639	MMF Knit Shirts, WGI	0	14	760	0	13	754
640	MMF Non-knit Shirts, MB	12	191	0	14	229	0
641	MMF Non-knit Shirts, WGI	0	57	0	2	181	0
642	MMF Skirts	0	6	0	1	7	3
644	MMF Suits, WGI	0	2	0	0	4	0
645	MMF Sweaters, MB	0	0	20	0	0	33
646	MMF Sweaters, WGI	0	0	1	0	0	2
647	MMF Trousers, MB	0	32	0	0	102	0
648	MMF Trousers, WGI	0	0	0	1	0	2
650	MMF Dressing Gowns	0	0	16	0	0	6
652	MMF Underwear	0	28	34	0	8	7
659	Other MMF Apparel	1	5	8	1	5	1
665	MMF Floor Coverings	0	0	24	2	1	167
666	Other MMF Furnishings	0	0	0	0	1	0
669	Other MMF Manufactures	7	0	0	3	0	0
670	MMF Flat Goods, etc.	0	0	0	0	0	1
845	Sweaters, Other Veg. Fibers	0	0	132	0	0	263
852	SLR Underwear	2	0	0	1	0	0
859	Other SLR Apparel	0	0	1	0	0	2
871	Handbags & Flatgoods Silk & Veg	0	0	0	0	1	0
899	Other SLR Manufactures	0	0	0	0	1	0
Total		93,659	179,053	73,645	33,828	80,212	49,470

Source: Compiled from official statistics of the U.S. Department of Commerce.

Note.--A zero (0) indicates less than \$500 or 500 equivalent square yards. 1986 data for silk blends, linen, and ramie represent imports from August, when the data were first collected, through December, 1986.

U.S. general imports from EL SALVADOR by MFA category, 1986-88

Category	Description	1986	1987	1988	1986	1987	1988
		1,000 equivalent square yards			-----1,000 dollars-----		
200	Cot or MMF Yarns, Sewing Thread	0	0	30	0	0	27
201	Cot or MMF Specialty Yarns	1	6	0	1	2	0
218	Cot or MMF Different Color Yarns	7	10	0	5	6	0
220	Cot or MMF Special Weave Fabric	370	114	0	266	85	0
229	Cot or MMF Special Purpose Fabric	11	0	0	3	0	0
239	Cot or MMF Apparel for Infants	7	0	1	13	1	1
300	Carded Cotton Yarn	29,770	28,164	24,977	6,642	7,318	6,749
301	Combed Cotton Yarn	2,881	3,244	3,451	724	946	1,039
313	Cotton Sheeting	0	0	1,000	0	0	1,234
314	Cotton Poplin & Broadcloth	752	444	451	546	355	377
315	Cotton Printcloth	47	256	0	43	198	0
330	Cotton Handkerchiefs	0	0	0	0	0	0
331	Cotton Gloves & Mittens	126	0	0	34	0	0
332	Cotton Hosiery	0	0	0	0	0	1
333	Cotton Suit-type Coats, MB	9	23	4	18	27	9
334	Other Cotton Coats, MB	0	0	16	0	0	30
335	Cotton Coats, WGI	84	177	130	152	359	188
336	Cotton Dresses	314	1,261	1,536	302	2,455	3,101
337	Cotton Playsuits	88	283	463	198	732	1,282
338	Cotton Knit Shirts, MB	15	59	352	41	218	1,216
339	Cotton Knit Shirts, WGI	0	73	217	1	373	1,119
340	Cotton Non-knit Shirts, MB	209	480	215	254	516	181
341	Cotton Non-knit Shirts, WGI	123	191	233	394	625	671
342	Cotton Skirts	78	187	406	435	586	1,400
347	Cotton Trousers, MB	9	196	230	46	238	196
348	Cotton Trousers, WGI	122	230	502	303	580	1,188
349	Cotton Brassieres, etc.	0	1	0	1	6	0
350	Cotton Dressing Gowns	45	113	762	127	362	955
351	Cotton Nightwear	36	0	6	27	0	7
352	Cotton Underwear	2	9	9	1	4	5
359	Other Cotton Apparel	1,436	1,745	2,385	1,958	2,879	3,817
361	Cotton Sheets	0	9	0	0	13	0
362	Cotton Bedspreads & Quilts	3	0	0	1	0	0
363	Cotton Pile Towels	1,916	2,048	2,213	4,405	4,041	4,702
369	Other Cotton Manufactures	1,757	2,516	1,807	304	1,272	1,344
414	Other Wool Fabrics	2	1	0	40	15	0
432	Wool Hosiery	0	0	0	0	0	0
442	Wool Skirts	0	0	126	0	0	630
448	Wool Trousers, WGI	0	0	29	0	0	187
459	Other Wool Apparel	3	0	0	14	0	0
469	Other Wool Manufactures	0	0	0	0	2	4
600	Textured Filament Yarns	0	0	125	0	0	118
604	Synthetic Staple Fiber Yarns	200	885	230	132	675	198
606	Non-textured Filament Yarns	0	3	0	0	0	0
611	Woven Fabrics of Artificial Staple	3	13	3	3	15	4
618	Woven Fabrics of C-F MMF Yarns	6	0	0	7	0	0
619	Woven Polyester Filament Fabrics	3	1	0	3	1	0
620	Other Woven Filament Fabrics	20	0	3	30	0	11
630	MMF Handkerchiefs	0	1	0	0	3	0
631	MMF Gloves	0	1	0	0	5	0
632	MMF Hosiery	2	0	0	3	0	1
633	MMF Suit-type Coats, MB	0	0	0	0	0	3
635	MMF Coats, WGI	228	186	615	626	279	746

C-41

U.S. general imports from EL SALVADOR by MFA categories, 1986-88

Cate- gory	Description	1986	1987	1988	1986	1987	1988
		1,000 equivalent square yards			1,000 dollars		
636	MMF Dresses	551	1,473	2,490	458	2,362	4,348
637	MMF Playsuits	2	22	0	5	57	0
638	MMF Knit Shirts, MB	35	42	116	38	59	214
639	MMF Knit Shirts, WGI	2	139	132	6	358	318
640	MMF Non-knit Shirts, MB	1	15	17	3	34	40
641	MMF Non-knit Shirts, WGI	1,002	1,753	3,188	3,286	4,928	7,855
642	MMF Skirts	70	705	361	311	1,772	1,131
643	MMF Suits, MB	2	0	0	1	0	0
644	MMF Suits, WGI	39	13	0	136	5	0
646	MMF Sweaters, WGI	94	0	0	49	0	0
647	MMF Trousers, MB	7	43	7	15	86	15
648	MMF Trousers, WGI	42	39	133	96	81	423
649	MMF Brassieres etc.	444	390	478	1,937	2,254	2,901
650	MMF Dressing Gowns	0	3	14	0	3	12
651	MMF Nightwear	53	2	0	25	1	0
652	MMF Underwear	5	298	338	4	511	400
659	Other MMF Apparel	51	215	274	36	218	324
669	Other MMF Manufactures	68	331	25	62	323	8
670	MMF Flat Goods, etc.	0	1	0	0	3	0
832	SLR Hosiery	0	0	0	0	0	0
838	SLR Knit Shirts	0	0	1	2	0	9
840	SLR Non-knit Shirts	0	2	11	3	9	46
842	SLR Skirts	0	0	1	0	0	5
844	SLR Suits, WGI	6	0	0	5	0	0
847	SLR Trousers	0	0	1	0	0	3
852	SLR Underwear	0	0	0	0	1	0
899	Other SLR Manufactures	0	0	13	0	0	3
Total		43,160	48,417	50,128	24,581	38,257	50,792

Source: Compiled from official statistics of the U.S. Department of Commerce.

Note.--A zero (0) indicates less than \$500 or 500 equivalent square yards. 1986 data for silk blends, linen, and ramie represent imports from August, when the data were first collected, through December, 1986.

U.S. general imports from FINLAND by MFA categories, 1986-88

Category	Description	1986	1987	1988	1986	1987	1988
		1,000 equivalent square yards			-----1,000 dollars-----		
200	Cot or MMF Yarns, Sewing Thread	31	14	170	96	43	252
201	Cot or MMF Specialty Yarns	0	16	6	0	24	10
218	Cot or MMF Different Color Yarns	19	43	3	64	68	8
219	Cot or MMF Duck Fabric	0	0	0	1	1	0
220	Cot or MMF Special Weave Fabric	343	177	47	548	374	155
222	Cot or MMF Knit Fabric	23	3	7	23	5	2
223	Cot or MMF Non-woven Fabric	8,065	676	5	250	182	10
224	Cot or MMF Pile & Tufted Fabric	0	0	4	0	0	17
225	Cot or MMF Denim	5	1	0	9	2	0
226	Cot or MMF Cheesecloth & Batistes	2	0	1	4	1	1
229	Cot or MMF Special Purpose Fabric	298	2,455	2,125	69	177	293
239	Cot or MMF Apparel for Infants	1	9	0	12	72	7
300	Carded Cotton Yarn	0	10	2	0	19	3
301	Combed Cotton Yarn	22	30	13	30	23	24
313	Cotton Sheetting	5	246	121	10	413	203
314	Cotton Poplin & Broadcloth	1	27	27	8	128	145
315	Cotton Printcloth	365	1	0	562	5	0
317	Cotton Twills and Sateens	133	59	16	483	288	81
326	Cotton Sateens	10	5	8	47	29	55
331	Cotton Gloves & Mittens	0	0	0	0	0	5
332	Cotton Hosiery	1	0	1	2	4	8
333	Cotton Suit-type Coats, MB	5	1	0	14	20	1
334	Other Cotton Coats, MB	3	19	3	27	262	38
335	Cotton Coats, WGI	15	53	25	153	349	345
336	Cotton Dresses	36	22	12	299	267	144
337	Cotton Playsuits	21	20	7	96	119	47
338	Cotton Knit Shirts, MB	2	1	1	69	49	22
339	Cotton Knit Shirts, WGI	9	11	9	66	172	157
340	Cotton Non-knit Shirts, MB	13	5	2	121	70	21
341	Cotton Non-knit Shirts, WGI	9	6	2	111	112	39
342	Cotton Skirts	6	6	4	102	100	86
345	Cotton Sweaters	4	5	3	24	76	59
347	Cotton Trousers, MB	5	3	5	68	41	20
348	Cotton Trousers, WGI	14	41	16	170	251	128
349	Cotton Brassieres, etc.	0	0	0	0	0	3
350	Cotton Dressing Gowns	0	0	0	2	0	0
351	Cotton Nightwear	2	2	1	6	15	6
352	Cotton Underwear	1	5	4	4	38	36
354	Cotton Down-filled Coats, WGI	0	0	0	0	2	0
359	Other Cotton Apparel	101	43	28	610	289	220
360	Cotton Pillowcases	0	2	8	1	6	36
361	Cotton Sheets	11	1	0	6	3	2
362	Cotton Bedspreads & Quilts	33	35	46	65	79	108
363	Cotton Pile Towels	0	0	0	5	1	1
369	Other Cotton Manufactures	209	161	137	276	232	239
400	Wool Tops & Yarn	12	13	3	60	71	18
410	Woolen & Worsted Fabric	0	0	0	0	0	0
414	Other Wool Fabrics	7	2	2	60	10	7
431	Wool Gloves and Mittens	1	0	0	8	1	0
432	Wool Hosiery	0	0	0	1	2	0
433	Wool Suit-type Coats, MB	3	2	2	42	32	39
434	Other Wool Coats, MB	3	0	0	36	1	1
435	Wool Coats, WGI	4	5	5	62	105	107

U.S. general imports from FINLAND by MFA categories, 1986-88

Cate- gory	Description	1986	1987	1988	1986	1987	1988
		1,000 equivalent square yards			1,000 dollars		
436	Wool Dresses	3	8	2	43	155	56
438	Wool Knit Shirts	0	0	1	1	7	42
440	Wool Non-knit Shirts	0	0	0	2	4	4
442	Wool Skirts	0	2	3	11	54	95
443	Wool Suits, MB	3	6	5	16	97	84
444	Wool Suits, WGI	0	0	0	9	9	0
445	Wool Sweaters, MB	1	0	0	33	0	0
446	Wool Sweaters, WGI	2	3	2	58	129	102
447	Wool Trousers, MB	7	3	1	9	17	14
448	Wool Trousers, WGI	0	0	0	5	12	13
459	Other Wool Apparel	12	5	2	172	48	55
464	Wool Blankets	2	2	0	20	18	6
465	Wool Floor Coverings	2	4	1	106	159	40
469	Other Wool Manufactures	470	5	9	60	87	101
604	Synthetic Staple Fiber Yarns	438	336	329	577	703	755
611	Woven Fabrics of Artificial Staple	0	0	0	0	0	0
613	MMF Sheeting	0	0	0	0	0	0
614	MMF Poplin and Broadcloth	0	0	0	0	0	1
619	Woven Polyester Filament Fabrics	47	6	56	66	12	125
620	Other Woven Filament Fabrics	3	0	2	9	0	15
629	Other MMF Fabric	0	0	6	0	1	24
633	MMF Suit-type Coats, MB	1	0	0	12	4	0
634	Other MMF Coats, MB	4	15	25	49	206	275
635	MMF Coats, WGI	18	18	10	145	179	138
636	MMF Dresses	1	0	0	6	1	2
637	MMF Playsuits	3	0	1	7	3	19
638	MMF Knit Shirts, MB	3	0	0	14	0	2
639	MMF Knit Shirts, WGI	0	0	0	1	3	5
640	MMF Non-knit Shirts, MB	1	0	1	3	5	3
641	MMF Non-knit Shirts, WGI	1	1	1	8	10	3
642	MMF Skirts	1	0	1	27	5	7
643	MMF Suits, MB	0	0	0	3	1	2
644	MMF Suits, WGI	0	0	1	1	0	14
645	MMF Sweaters, MB	1	0	0	15	0	1
646	MMF Sweaters, WGI	0	0	0	2	1	0
647	MMF Trousers, MB	3	131	5	53	355	89
648	MMF Trousers, WGI	2	2	3	22	32	29
649	MMF Brassieres etc.	0	0	1	0	0	33
650	MMF Dressing Gowns	0	0	0	0	1	0
652	MMF Underwear	0	0	1	0	0	13
653	MMF Down-filled Coats, MB	0	0	0	0	1	0
659	Other MMF Apparel	92	37	87	317	121	378
665	MMF Floor Coverings	0	0	0	0	2	4
666	Other MMF Furnishings	37	25	1	28	21	2
669	Other MMF Manufactures	0	6,795	2,192	1	227	79
670	MMF Flat Goods, etc.	3	3	1	15	12	9
800	SLR Yarn	1	2	2	1	4	5
810	SLR Fabric	0	0	0	2	2	0
831	SLR Gloves	0	0	0	0	0	0
833	SLR Suit-type Coats, MB	0	0	0	0	0	0
834	Other SLR Coats, MB	0	0	0	0	6	0
835	SLR Coats, WGI	0	1	0	1	18	11
836	SLR Dresses	0	1	1	0	15	17
838	SLR Knit Shirts	0	0	0	0	2	0

C-44

U.S. general imports from FINLAND by MFA categories, 1986-88

Cate- gory	Description	1986	1987	1988	1986	1987	1988
		1,000 equivalent square yards			1,000 dollars		
840	SLR Non-knit Shirts	0	0	0	0	7	8
842	SLR Skirts	0	0	0	0	9	8
846	Sweaters, Silk Blends	0	0	0	0	0	0
847	SLR Trousers	0	0	0	0	15	2
852	SLR Underwear	0	0	0	0	2	1
858	SLR Neckties	0	0	0	0	0	0
859	Other SLR Apparel	1	3	0	4	14	0
870	SLR Handbags and Flatgoods	7	0	0	4	1	0
871	Handbags & Flatgoods Silk & Veg	3	0	0	8	0	0
899	Other SLR Manufactures	3	0	2	1	0	3
Total		11,027	11,656	5,638	6,729	7,431	5,909

Source: Compiled from official statistics of the U.S. Department of Commerce.

Note.--A zero (0) indicates less than \$500 or 500 equivalent square yards. 1986 data for silk blends, linen, and ramie represent imports from August, when the data were first collected, through December, 1986.

U.S. general imports from FRANCE by MFA categories, 1986-88

Cate- gory	Description	1986	1987	1988	1986	1987	1988
		1,000 equivalent square yards			-----1,000 dollars-----		
200	Cot or MMF Yarns, Sewing Thread	4,767	3,828	4,483	18,306	17,241	18,674
201	Cot or MMF Specialty Yarns	507	646	443	3,861	4,596	3,065
218	Cot or MMF Different Color Yarns	730	1,664	2,706	3,191	4,679	6,777
219	Cot or MMF Duck Fabric	289	558	7	505	1,122	30
220	Cot or MMF Special Weave Fabric	2,148	1,705	1,596	9,694	9,610	10,505
222	Cot or MMF Knit Fabric	6,675	3,535	2,438	4,588	5,685	4,702
223	Cot or MMF Non-woven Fabric	6,697	1,170	1,323	2,043	596	454
224	Cot or MMF Pile & Tufted Fabric	462	889	726	4,488	3,333	3,299
225	Cot or MMF Denim	7	5	89	23	25	202
226	Cot or MMF Cheesecloth & Batistes	399	1,084	383	390	918	462
227	Cot or MMF Oxford Cloth	6	13	61	15	20	82
229	Cot or MMF Special Purpose Fabric	15,653	13,405	12,676	16,782	17,177	19,287
239	Cot or MMF Apparel for Infants	57	47	73	445	366	513
300	Carded Cotton Yarn	1,018	471	44	463	210	61
301	Combed Cotton Yarn	192	488	794	327	1,003	2,424
313	Cotton Sheeting	3,964	15,966	1,934	4,192	12,977	3,770
314	Cotton Poplin & Broadcloth	945	530	1,221	3,135	1,949	2,673
315	Cotton Printcloth	839	517	618	2,096	1,824	2,026
317	Cotton Twills and Sateens	927	3,261	2,853	2,604	6,479	5,592
326	Cotton Sateens	37	700	889	232	1,001	1,128
330	Cotton Handkerchiefs	4	1	10	78	40	47
331	Cotton Gloves & Mittens	1	22	88	5	31	70
332	Cotton Hosiery	106	74	53	627	489	519
333	Cotton Suit-type Coats, MB	41	32	24	648	464	316
334	Other Cotton Coats, MB	157	143	144	964	973	769
335	Cotton Coats, WGI	893	795	522	7,432	6,981	5,731
336	Cotton Dresses	683	540	442	5,250	4,765	4,395
337	Cotton Playsuits	492	288	201	2,385	1,601	1,355
338	Cotton Knit Shirts, MB	81	71	42	1,159	1,158	949
339	Cotton Knit Shirts, WGI	462	408	1,352	8,556	8,556	7,101
340	Cotton Non-knit Shirts, MB	455	398	321	3,110	2,648	2,925
341	Cotton Non-knit Shirts, WGI	1,094	667	347	10,994	6,771	4,268
342	Cotton Skirts	437	451	330	5,696	5,745	4,258
345	Cotton Sweaters	617	490	352	4,490	3,242	2,270
347	Cotton Trousers, MB	257	260	215	2,001	2,131	1,796
348	Cotton Trousers, WGI	1,797	1,213	895	14,645	9,039	6,791
349	Cotton Brassieres, etc.	4	4	5	73	84	153
350	Cotton Dressing Gowns	131	95	134	653	514	684
351	Cotton Nightwear	85	179	131	269	211	220
352	Cotton Underwear	274	187	829	920	555	1,497
353	Cotton Down-filled Coats, MB	2	2	3	57	80	84
354	Cotton Down-filled Coats, WGI	4	9	5	73	153	100
359	Other Cotton Apparel	1,165	558	337	6,304	3,227	2,617
360	Cotton Pillowcases	138	120	197	661	744	1,185
361	Cotton Sheets	1,105	626	638	1,701	1,504	1,735
362	Cotton Bedspreads & Quilts	57	108	107	311	513	534
363	Cotton Pile Towels	112	184	80	680	1,079	707
369	Other Cotton Manufactures	1,905	1,377	1,933	2,483	2,363	3,387
400	Wool Tops & Yarn	1,545	1,211	2,804	6,816	5,541	10,510
410	Woolen & Worsted Fabric	347	382	461	1,868	2,696	4,356
414	Other Wool Fabrics	123	81	72	1,728	1,203	1,217
431	Wool Gloves and Mittens	.	1	0	31	25	26
432	Wool Hosiery	.	17	20	495	242	416

U.S. general imports from FRANCE by MFA categories, 1986-88

Category	Description	1986	1987	1988	1986	1987	1988
		1,000 equivalent square yards			1,000 dollars		
433	Wool Suit-type Coats, MB	238	204	136	4,084	3,557	2,655
434	Other Wool Coats, MB	388	147	56	953	587	465
435	Wool Coats, WGI	599	624	512	9,643	7,691	9,344
436	Wool Dresses	254	240	176	5,127	4,495	3,953
438	Wool Knit Shirts	22	15	16	698	523	418
440	Wool Non-knit Shirts	46	22	21	1,103	638	713
442	Wool Skirts	246	200	201	6,402	5,320	5,304
443	Wool Suits, MB	1,044	626	372	16,898	10,914	10,239
444	Wool Suits, WGI	542	143	110	5,539	4,950	6,068
445	Wool Sweaters, MB	30	29	22	857	922	617
446	Wool Sweaters, WGI	168	147	136	5,670	4,679	5,237
447	Wool Trousers, MB	101	175	117	1,202	2,021	1,346
448	Wool Trousers, WGI	201	142	199	5,063	3,781	4,903
459	Other Wool Apparel	249	160	137	3,339	2,535	3,399
464	Wool Blankets	28	18	32	237	211	300
465	Wool Floor Coverings	49	50	42	2,237	2,503	2,470
469	Other Wool Manufactures	18	21	15	201	469	218
600	Textured Filament Yarns	27,527	20,547	21,655	11,243	8,157	8,172
603	Artificial Staple Fiber Yarns	0	9	2	0	21	7
604	Synthetic Staple Fiber Yarns	4,527	1,638	1,450	4,565	1,980	1,648
606	Non-textured Filament Yarns	3,134	2,072	2,771	1,436	1,054	1,128
607	Other MMF Staple Yarns	145	547	349	335	1,144	1,116
611	Woven Fabrics of Artificial Staple	886	1,021	1,327	3,845	3,877	5,665
613	MMF Sheeting	56	21	22	143	68	89
614	MMF Poplin and Broadcloth	34	20	11	190	122	100
615	MMF Printcloth	61	25	36	139	56	116
617	MMF Twills and Sateens	30	65	29	117	94	177
618	Woven Fabrics of C-F MMF Yarns	138	178	171	546	854	1,021
619	Woven Polyester Filament Fabrics	10,607	4,779	3,833	8,188	4,206	3,494
620	Other Woven Filament Fabrics	3,941	1,598	1,479	4,479	3,142	2,078
621	Impression fabric	745	525	82	629	780	306
622	Glass Fiber Fabrics	2,268	4,205	3,410	2,169	3,979	3,777
624	MMF Fabric Mixed with Wool	197	119	38	536	282	177
625	MMF Poplin & Broadcloth	475	114	48	1,585	466	164
626	MMF Printcloth	840	485	44	706	473	156
627	MMF Sheeting	45	40	72	146	500	849
628	MMF Twills & Sateens	50	21	36	101	60	141
629	Other MMF Fabric	4,050	4,638	1,838	5,625	7,381	4,427
630	MMF Handkerchiefs	0	0	0	10	93	11
631	MMF Gloves	4	2	3	27	15	28
632	MMF Hosiery	677	306	249	1,828	872	864
633	MMF Suit-type Coats, MB	11	10	19	190	165	156
634	Other MMF Coats, MB	45	97	53	424	757	725
635	MMF Coats, WGI	385	351	318	4,414	3,867	4,382
636	MMF Dresses	446	392	337	4,911	5,738	5,285
637	MMF Playsuits	15	19	22	176	164	192
638	MMF Knit Shirts, MB	12	33	16	112	143	79
639	MMF Knit Shirts, WGI	188	66	47	993	741	509
640	MMF Non-knit Shirts, MB	53	36	35	511	252	414
641	MMF Non-knit Shirts, WGI	398	138	131	5,537	2,655	2,645
642	MMF Skirts	208	161	156	3,259	2,846	2,462
643	MMF Suits, MB	19	35	28	270	499	437
644	MMF Suits, WGI	194	191	149	2,599	3,154	2,682
645	MMF Sweaters, MB	43	30	42	177	173	220

C-47

U.S. general imports from FRANCE by MFA categories, 1986-88

Cate- gory	Description	1986	1987	1988	1986	1987	1988
		1,000 equivalent square yards :			-----1,000 dollars-----		
646	MMF Sweaters, WGI	554	344	97	2,049	1,278	658
647	MMF Trousers, MB	34	37	109	476	395	575
648	MMF Trousers, WGI	268	213	111	2,936	2,055	1,926
649	MMF Brassieres etc.	115	156	79	1,655	2,509	1,441
650	MMF Dressing Gowns	15	7	22	152	97	103
651	MMF Nightwear	28	17	3	22	37	18
652	MMF Underwear	87	117	156	299	465	812
653	MMF Down-filled Coats, MB	6	9	9	133	220	215
654	MMF Down-filled Coats, WGI	6	4	2	140	80	50
659	Other MMF Apparel	2,149	1,164	925	5,340	3,486	3,215
665	MMF Floor Coverings	119	35	11	432	222	97
666	Other MMF Furnishings	5,106	3,325	1,765	7,170	4,982	3,878
669	Other MMF Manufactures	412	1,691	1,369	758	1,292	894
670	MMF Flat Goods, etc.	302	196	1,311	3,610	2,512	4,607
800	SLR Yarn	14	46	177	20	81	192
810	SLR Fabric	133	396	257	998	3,462	3,076
831	SLR Gloves	0	0	1	0	1	5
832	SLR Hosiery	0	14	1	9	104	15
833	SLR Suit-type Coats, MB	55	32	14	1,113	555	177
834	Other SLR Coats, MB	5	3	5	63	74	74
835	SLR Coats, WGI	44	92	88	504	1,320	1,519
836	SLR Dresses	29	86	63	553	2,158	1,930
838	SLR Knit Shirts	1	1	1	30	58	57
840	SLR Non-knit Shirts	27	54	123	973	1,752	1,424
842	SLR Skirts	10	67	27	220	1,284	824
843	SLR Suits, MB	2	31	4	41	480	110
844	SLR Suits, WGI	9	85	37	246	1,916	1,243
845	Sweaters, Other Veg. Fibers	3	5	3	16	74	48
846	Sweaters, Silk Blends	1	6	2	28	79	56
847	SLR Trousers	23	81	53	259	1,619	983
850	SLR Robes	1	2	2	48	64	40
851	SLR Nightwear	3	2	2	22	45	20
852	SLR Underwear	18	4	3	94	30	17
858	SLR Neckties	30	11	8	873	308	150
859	Other SLR Apparel	67	105	101	1,317	1,658	716
863	SLR Towels	0	0	0	2	6	3
870	SLR Handbags and Flatgoods	18	5	1	141	40	27
871	Handbags & Flatgoods Silk & Veg	11	48	9	153	496	274
899	Other SLR Manufactures	18	80	3,694	79	409	568
Total		137,323	117,546	101,711	344,929	320,503	304,300

Source: Compiled from official statistics of the U.S. Department of Commerce.

Note.--A zero (0) indicates less than \$500 or 500 equivalent square yards. 1986 data for silk blends, linen, and ramia represent imports from August, when the data were first collected, through December, 1986.

U.S. general imports from GREECE by MFA categories, 1986-88

Category	Description	1986	1987	1988	1986	1987	1988
		1,000 equivalent square yards			-----1,000 dollars-----		
200	Cot or MMF Yarns, Sewing Thread	0	0	1	0	1	5
201	Cot or MMF Specialty Yarns	2	5	0	1	5	0
218	Cot or MMF Different Color Yarns	2	1,694	143	2	2,727	135
220	Cot or MMF Special Weave Fabric	5	53	4	32	95	17
222	Cot or MMF Knit Fabric	0	0	0	0	0	1
224	Cot or MMF Pile & Tufted Fabric	0	0	0	0	0	0
225	Cot or MMF Denim	0	311	638	0	621	677
229	Cot or MMF Special Purpose Fabric	447	709	228	172	484	144
239	Cot or MMF Apparel for Infants	6	11	33	17	35	135
300	Carded Cotton Yarn	0	0	15	0	0	25
301	Combed Cotton Yarn	0	1	114	0	1	69
313	Cotton Sheeting	2	0	20	2	2	12
314	Cotton Poplin & Broadcloth	0	0	0	0	1	0
317	Cotton Twills and Sateens	0	54	0	0	89	0
332	Cotton Hosiery	0	20	1	1	10	1
333	Cotton Suit-type Coats, MB	14	0	5	42	0	23
334	Other Cotton Coats, MB	6	5	1	18	35	8
335	Cotton Coats, WGI	127	242	343	351	759	808
336	Cotton Dresses	2,826	2,677	1,989	4,593	3,770	3,021
337	Cotton Playsuits	32	42	129	67	95	240
338	Cotton Knit Shirts, MB	72	187	84	494	916	702
339	Cotton Knit Shirts, WGI	2,528	3,629	7,128	6,578	14,017	27,504
340	Cotton Non-knit Shirts, MB	22	9	10	81	44	61
341	Cotton Non-knit Shirts, WGI	276	339	465	1,002	1,089	1,722
342	Cotton Skirts	260	726	859	933	2,555	3,090
345	Cotton Sweaters	645	588	604	727	914	1,006
347	Cotton Trousers, MB	23	33	19	86	101	63
348	Cotton Trousers, WGI	545	532	906	1,254	2,336	3,008
349	Cotton Brassieres, etc.	0	0	0	1	0	0
350	Cotton Dressing Gowns	172	100	163	705	435	655
351	Cotton Nightwear	1	12	293	1	15	444
352	Cotton Underwear	138	26	8	191	53	22
359	Other Cotton Apparel	143	172	145	458	347	424
360	Cotton Pillowcases	0	0	0	1	0	0
361	Cotton Sheets	32	0	0	30	0	0
362	Cotton Bedspreads & Quilts	0	0	0	0	0	0
369	Other Cotton Manufactures	9	16	29	11	31	37
400	Wool Tops & Yarn	645	1,891	586	777	1,953	763
410	Woolen & Worsted Fabric	4	0	2	41	1	18
414	Other Wool Fabrics	2	2	1	6	8	4
432	Wool Hosiery	0	0	0	0	2	0
433	Wool Suit-type Coats, MB	1	0	1	32	1	36
434	Other Wool Coats, MB	1	0	0	3	0	3
435	Wool Coats, WGI	425	89	850	1,481	385	3,423
436	Wool Dresses	0	2	0	13	8	5
438	Wool Knit Shirts	0	0	1	5	4	5
440	Wool Non-knit Shirts	2	0	0	19	1	3
442	Wool Skirts	676	3	161	4,248	26	1,089
443	Wool Suits, MB	3	0	1	34	10	25
444	Wool Suits, WGI	12	0	3	58	14	110
445	Wool Sweaters, MB	22	9	21	178	91	175
446	Wool Sweaters, WGI	28	45	26	311	384	386
447	Wool Trousers, MB	7	0	0	56	4	7

C-49

U.S. general imports from GREECE by MFA categories, 1986-88

Category	Description	1986	1987	1988	1986	1987	1988
		1,000 equivalent square yards	1,000 equivalent square yards	1,000 equivalent square yards	1,000 dollars	1,000 dollars	1,000 dollars
448	Wool Trousers, WGI	118	125	190	736	919	1,576
459	Other Wool Apparel	62	54	46	241	212	205
464	Wool Blankets	1	1	4	4	6	16
465	Wool Floor Coverings	413	341	162	2,992	3,585	2,389
469	Other Wool Manufactures	16	13	1	64	16	2
604	Synthetic Staple Fiber Yarns	5,749	7,428	2,480	2,603	3,504	1,172
606	Non-textured Filament Yarns	53	41	96	20	15	61
607	Other MMF Staple Yarns	1	1	1	3	4	2
618	Woven Fabrics of C-F MMF Yarns	0	0	0	0	0	0
619	Woven Polyester Filament Fabrics	7	0	0	9	0	0
620	Other Woven Filament Fabrics	2	0	0	6	1	0
621	Impression fabric	4	0	0	4	0	0
624	MMF Fabric Mixed with Wool	0	0	0	1	0	0
629	Other MMF Fabric	2	21	0	3	12	0
630	MMF Handkerchiefs	0	0	0	0	0	0
631	MMF Gloves	2	0	0	0	0	0
632	MMF Hosiery	1	0	0	10	0	0
633	MMF Suit-type Coats, MB	0	0	0	0	0	2
634	Other MMF Coats, MB	2	1	1	10	12	10
635	MMF Coats, WGI	4	75	273	22	466	1,417
636	MMF Dresses	58	17	12	98	58	33
637	MMF Playsuits	0	0	2	0	5	12
638	MMF Knit Shirts, MB	0	1	0	0	6	0
639	MMF Knit Shirts, WGI	31	12	5	34	73	27
640	MMF Non-knit Shirts, MB	9	0	1	17	0	3
641	MMF Non-knit Shirts, WGI	46	71	90	141	346	494
642	MMF Skirts	145	77	240	537	517	1,414
644	MMF Suits, WGI	2	0	0	10	1	4
645	MMF Sweaters, MB	869	489	2	1,188	1,006	10
646	MMF Sweaters, WGI	32	51	22	120	158	118
647	MMF Trousers, MB	7	0	0	35	5	8
648	MMF Trousers, WGI	8	34	119	56	236	836
649	MMF Brassieres etc.	3	0	0	15	1	0
650	MMF Dressing Gowns	0	0	0	0	1	0
651	MMF Nightwear	0	0	0	1	0	0
652	MMF Underwear	0	0	0	0	0	1
659	Other MMF Apparel	159	127	52	216	247	57
665	MMF Floor Coverings	9	1	3	33	7	33
666	Other MMF Furnishings	9,839	8,344	3,495	3,627	2,836	1,441
669	Other MMF Manufactures	327	526	825	169	370	721
670	MMF Flat Goods, etc.	2	2	2	6	4	5
800	SLR Yarn	5	0	0	11	0	0
833	SLR Suit-type Coats, MB	0	0	0	0	0	4
835	SLR Coats, WGI	0	4	197	0	20	935
836	SLR Dresses	0	0	0	4	10	2
840	SLR Non-knit Shirts	0	0	178	6	1	996
842	SLR Skirts	0	0	234	0	1	1,009
843	SLR Suits, MB	0	0	0	0	3	0
844	SLR Suits, WGI	0	0	0	1	7	0
847	SLR Trousers	0	0	188	0	5	946
852	SLR Underwear	0	0	0	1	0	0
859	Other SLR Apparel	24	23	101	18	31	113
871	Handbags & Flatgoods Silk & Veg	0	1	3	0	3	4
Total		28,174	32,119	25,054	38,180	49,185	66,188

Source: Compiled from official statistics of the U.S. Department of Commerce.

Note.--A zero (0) indicates less than \$500 or 500 equivalent square yards. 1986 data for silk blends, linen, and ramie represent imports from August, when the data were first collected, through December, 1986.

U.S. general imports from GUATEMALA by MFA categories, 1986-88

Category	Description	1986	1987	1988	1986	1987	1988
		1,000 equivalent square yards			-----1,000 dollars-----		
200	Cot or MMF Yarns, Sewing Thread	0	0	20	0	0	74
218	Cot or MMF Different Color Yarns	1,046	1,563	1,254	898	1,379	1,079
220	Cot or MMF Special Weave Fabric	87	448	262	73	350	279
222	Cot or MMF Knit Fabric	69	2,420	2,258	33	1,031	888
224	Cot or MMF Pile & Tufted Fabric	60	988	850	113	2,028	1,699
225	Cot or MMF Denim	0	3	2	0	7	2
226	Cot or MMF Cheesecloth & Batistes	0	33	33	0	35	19
227	Cot or MMF Oxford Cloth	1	142	6	1	135	6
229	Cot or MMF Special Purpose Fabric	3	7	15	5	10	22
239	Cot or MMF Apparel for Infants	4	11	25	14	29	45
300	Carded Cotton Yarn	2,292	9,014	4,743	535	2,388	1,215
301	Combed Cotton Yarn	0	0	4	0	0	13
313	Cotton Sheeting	28	580	335	7	538	358
314	Cotton Poplin & Broadcloth	112	134	229	103	138	184
317	Cotton Twills and Sateens	12	113	114	10	177	232
326	Cotton Sateens	2	3	10	1	3	21
330	Cotton Handkerchiefs	0	0	0	0	0	0
331	Cotton Gloves & Mittens	408	929	1,273	433	978	1,174
332	Cotton Hosiery	1	0	0	2	0	0
333	Cotton Suit-type Coats, MB	40	32	33	47	47	85
334	Other Cotton Coats, MB	193	32	98	345	34	161
335	Cotton Coats, WGI	636	295	538	585	339	834
336	Cotton Dresses	506	927	2,042	760	1,320	2,897
337	Cotton Playsuits	142	213	277	213	394	653
338	Cotton Knit Shirts, MB	120	351	612	337	1,727	2,249
339	Cotton Knit Shirts, WGI	16	283	901	58	1,589	3,540
340	Cotton Non-knit Shirts, MB	1,015	1,752	2,964	1,498	2,595	5,451
341	Cotton Non-knit Shirts, WGI	1,518	1,063	1,722	3,054	2,469	4,828
342	Cotton Skirts	145	898	1,775	350	2,447	4,670
345	Cotton Sweaters	3	122	15	7	146	37
347	Cotton Trousers, MB	1,347	2,004	5,765	3,309	5,312	11,365
348	Cotton Trousers, WGI	1,582	2,820	6,207	3,020	6,052	14,570
349	Cotton Brassieres, etc.	1	0	6	1	0	11
350	Cotton Dressing Gowns	63	316	845	111	604	1,251
351	Cotton Nightwear	15	360	168	30	303	157
352	Cotton Underwear	0	1	1,276	0	1	671
359	Other Cotton Apparel	315	2,138	2,748	513	2,928	4,156
360	Cotton Pillowcases	0	3	0	0	9	0
361	Cotton Sheets	0	0	0	0	0	0
362	Cotton Bedspreads & Quilts	0	1	1	0	2	3
363	Cotton Pile Towels	322	213	261	1,000	1,141	1,376
369	Other Cotton Manufactures	176	585	2,768	171	452	1,526
410	Woolen & Worsted Fabric	0	0	0	1	2	1
414	Other Wool Fabrics	0	0	0	1	1	0
432	Wool Hosiery	0	0	0	0	0	0
434	Other Wool Coats, MB	0	0	1	2	0	1
435	Wool Coats, WGI	0	5	56	5	18	244
436	Wool Dresses	0	0	0	1	0	0
440	Wool Non-knit Shirts	0	0	0	0	0	0
442	Wool Skirts	0	36	3	1	150	17
444	Wool Suits, WGI	0	12	155	0	8	940
445	Wool Sweaters, MB	0	0	0	5	1	0
446	Wool Sweaters, WGI	0	0	0	1	0	3

C-51

U.S. general imports from GUATEMALA by MFA categories, 1986-88

Category	Description	1,000 equivalent square yards			1,000 dollars		
		1986	1987	1988	1986	1987	1988
459	Other Wool Apparel	2	1	2	7	2	18
464	Wool Blankets	3	4	1	6	14	2
465	Wool Floor Coverings	0	0	0	3	5	7
469	Other Wool Manufactures	7	0	6	4	1	24
606	Non-textured Filament Yarns	0	9	0	0	1	0
613	MMF Sheeting	0	1	33	0	0	32
614	MMF Poplin and Broadcloth	16	57	73	14	59	76
617	MMF Twills and Sateens	0	0	638	0	0	781
620	Other Woven Filament Fabrics	0	0	22	0	0	14
627	MMF Sheeting	0	0	80	0	0	69
629	Other MMF Fabric	0	0	0	0	1	0
633	MMF Suit-type Coats, MB	0	0	4	0	0	8
634	Other MMF Coats, MB	12	0	14	16	0	12
635	MMF Coats, WGI	153	223	549	245	449	1,498
636	MMF Dresses	157	262	717	266	417	1,143
637	MMF Playsuits	0	1	0	1	1	0
638	MMF Knit Shirts, MB	0	42	792	0	46	1,435
639	MMF Knit Shirts, WGI	43	252	382	151	447	693
640	MMF Non-knit Shirts, MB	9	0	204	17	0	351
641	MMF Non-knit Shirts, WGI	305	636	786	787	2,384	3,579
642	MMF Skirts	94	490	552	246	1,940	1,844
643	MMF Suits, MB	0	12	0	0	50	0
644	MMF Suits, WGI	2	9	198	2	19	966
646	MMF Sweaters, WGI	1	21	302	1	5	96
647	MMF Trousers, MB	304	323	283	1,121	1,097	703
648	MMF Trousers, WGI	393	602	776	1,137	1,798	2,327
649	MMF Brassieres etc.	138	46	84	766	309	400
650	MMF Dressing Gowns	0	303	412	0	307	603
651	MMF Nightwear	0	599	597	0	452	390
652	MMF Underwear	12	188	1,448	1	220	573
659	Other MMF Apparel	34	138	477	48	149	471
665	MMF Floor Coverings	0	0	0	0	0	2
666	Other MMF Furnishings	0	15	13	1	31	2
669	Other MMF Manufactures	0	505	3,268	1	75	435
670	MMF Flat Goods, etc.	0	5	0	0	1	0
835	SLR Coats, WGI	1	0	11	0	0	6
840	SLR Non-knit Shirts	0	0	24	1	0	72
842	SLR Skirts	0	9	14	0	25	53
847	SLR Trousers	0	0	32	0	0	110
850	SLR Robes	0	0	1	0	0	2
859	Other SLR Apparel	0	2	20	0	2	18
870	SLR Handbags and Flatgoods	0	0	0	0	0	1
871	Handbags & Flatgoods Silk & Veg	1	1	3	1	3	15
899	Other SLR Manufactures	0	10	10	0	19	14
Total		13,968	35,621	55,496	22,495	49,645	87,852

Source: Compiled from official statistics of the U.S. Department of Commerce.

Note.--A zero (0) indicates less than \$500 or 500 equivalent square yards. 1986 data for silk blends, linen, and ramie represent imports from August, when the data were first collected, through December, 1986.

U.S. general imports from HAITI by MFA categories, 1986-88

Category	Description	1986	1987	1988	1986	1987	1988
		1,000 equivalent square yards			-----1,000 dollars-----		
201	Cot or MMF Specialty Yarns	2	1	0	7	3	1
220	Cot or MMF Special Weave Fabric	1	0	5	1	1	10
223	Cot or MMF Non-woven Fabric	414	0	0	29	0	0
224	Cot or MMF Pile & Tufted Fabric	9	0	0	23	0	0
229	Cot or MMF Special Purpose Fabric	438	572	507	904	1,730	1,547
239	Cot or MMF Apparel for Infants	386	599	608	786	1,340	1,415
314	Cotton Poplin & Broadcloth	0	0	0	1	0	0
331	Cotton Gloves & Mittens	1,709	1,565	1,326	570	525	481
333	Cotton Suit-type Coats, MB	0	0	3	0	0	6
334	Other Cotton Coats, MB	339	1,043	480	850	2,647	1,237
335	Cotton Coats, WGI	403	180	263	579	272	487
336	Cotton Dresses	1,637	1,592	2,293	1,381	1,040	1,989
337	Cotton Playsuits	1,498	960	102	1,473	757	143
338	Cotton Knit Shirts, MB	1,071	2,662	2,877	4,123	11,372	10,211
339	Cotton Knit Shirts, WGI	297	1,273	1,393	727	3,768	4,182
340	Cotton Non-knit Shirts, MB	5,995	7,269	5,684	7,626	8,975	7,201
341	Cotton Non-knit Shirts, WGI	3,695	2,533	1,898	7,233	5,703	4,682
342	Cotton Skirts	123	290	766	283	954	1,786
345	Cotton Sweaters	1	2	0	7	4	1
347	Cotton Trousers, MB	4,636	6,386	6,380	12,235	15,526	15,360
348	Cotton Trousers, WGI	1,577	3,617	6,041	2,227	6,602	11,677
349	Cotton Brassieres, etc.	97	83	18	232	192	36
350	Cotton Dressing Gowns	1,636	1,594	2,927	937	1,225	2,693
351	Cotton Nightwear	8,837	7,947	10,436	5,807	4,933	6,819
352	Cotton Underwear	667	290	319	589	422	309
359	Other Cotton Apparel	365	448	347	508	611	341
360	Cotton Pillowcases	5	11	11	12	31	32
362	Cotton Bedspreads & Quilts	53	56	56	289	281	483
363	Cotton Pile Towels	0	0	0	0	0	2
369	Other Cotton Manufactures	1,425	3,925	1,789	1,581	3,070	1,965
400	Wool Tops & Yarn	9	0	0	8	0	0
414	Other Wool Fabrics	5	3	0	235	124	6
431	Wool Gloves and Mittens	49	40	40	721	568	734
435	Wool Coats, WGI	7	0	0	5	0	0
442	Wool Skirts	21	0	0	116	0	0
443	Wool Suits, MB	0	0	0	1	0	0
445	Wool Sweaters, MB	0	0	0	0	0	0
447	Wool Trousers, MB	0	1	0	0	4	0
448	Wool Trousers, WGI	7	0	0	44	0	0
464	Wool Blankets	0	0	0	0	1	0
465	Wool Floor Coverings	0	0	0	2	10	32
469	Other Wool Manufactures	25	30	22	258	409	345
620	Other Woven Filament Fabrics	0	0	5	1	0	6
624	MMF Fabric Mixed with Wool	0	0	2	0	0	6
627	MMF Sheeting	1	0	0	1	0	0
629	Other MMF Fabric	0	0	8	0	0	14
630	MMF Handkerchiefs	5	3	0	8	5	0
631	MMF Gloves	361	908	328	1,257	1,609	1,752
632	MMF Hosiery	1	11	0	10	11	0
633	MMF Suit-type Coats, MB	0	7	0	0	5	0
634	Other MMF Coats, MB	58	172	206	62	193	176
635	MMF Coats, WGI	487	395	335	768	370	303
636	MMF Dresses	1,291	1,797	1,717	1,193	1,737	2,522

C-53

U.S. general imports from HAITI by MFA categories, 1986-88

Cate- gory	Description	1986	1987	1988	1986	1987	1988
		1,000 equivalent square yards			-----1,000 dollars-----		
637	MMF Playsuits	648	1,033	640	394	553	735
638	MMF Knit Shirts, MB	869	1,641	2,013	1,424	2,230	2,573
639	MMF Knit Shirts, WGI	375	1,213	950	660	2,564	1,637
640	MMF Non-knit Shirts, MB	1,426	2,077	453	1,489	2,453	529
641	MMF Non-knit Shirts, WGI	3,234	2,892	1,912	6,747	5,121	5,436
642	MMF Skirts	80	92	519	269	245	1,245
644	MMF Suits, WGI	160	0	0	185	0	0
645	MMF Sweaters, MB	240	249	343	84	107	128
646	MMF Sweaters, WGI	261	83	67	75	33	27
647	MMF Trousers, MB	3,853	4,747	3,620	10,348	9,306	8,372
648	MMF Trousers, WGI	4,616	3,222	2,259	4,049	4,627	5,029
649	MMF Brassieres etc.	5,817	6,314	6,974	14,797	17,422	19,275
650	MMF Dressing Gowns	3,391	4,133	10,353	3,152	4,010	12,315
651	MMF Nightwear	12,646	12,235	8,604	6,072	5,801	5,600
652	MMF Underwear	18,868	22,728	23,620	12,831	13,992	13,938
659	Other MMF Apparel	1,521	2,163	1,746	1,772	2,092	2,230
665	MMF Floor Coverings	0	1	3	10	14	23
666	Other MMF Furnishings	3,811	3,432	15,055	2,835	2,808	5,624
669	Other MMF Manufactures	202	14	6	125	24	3
670	MMF Flat Goods, etc.	7,080	5,686	3,346	2,139	6,565	4,571
844	SLR Suits, WGI	12	0	0	12	0	0
852	SLR Underwear	0	0	7	0	0	3
859	Other SLR Apparel	140	4	0	119	11	0
870	SLR Handbags and Flatgoods	1,366	1	0	78	1	0
871	Handbags & Flatgoods Silk & Veg	0	83	0	0	147	0
899	Other SLR Manufactures	1,717	6,551	7,829	155	215	202
Total		111,974	128,856	139,513	125,527	157,369	170,485

Source: Compiled from official statistics of the U.S. Department of Commerce.

Note.--A zero (0) indicates less than \$500 or 500 equivalent square yards. 1986 data for silk blends, linen, and ramie represent imports from August, when the data were first collected, through December, 1986.

U.S. general imports from HONDURAS by MFA categories, 1986-88

Category	Description	1986	1987	1988	1986	1987	1988
		1,000 equivalent square yards			-----1,000 dollars-----		
219	Cot or MMF Duck Fabric	0	0	210	0	0	113
220	Cot or MMF Special Weave Fabric	585	146	1,097	221	77	382
226	Cot or MMF Cheesecloth & Batistes	0	0	542	0	0	214
229	Cot or MMF Special Purpose Fabric	8	0	0	15	0	0
239	Cot or MMF Apparel for Infants	0	0	17	0	0	36
313	Cotton Sheeting	279	2,465	2,223	102	1,516	1,018
314	Cotton Poplin & Broadcloth	0	146	0	0	75	0
317	Cotton Twills and Sateens	656	0	1,987	230	0	1,164
334	Other Cotton Coats, MB	5	10	2	12	6	2
335	Cotton Coats, WGI	39	72	47	138	84	78
336	Cotton Dresses	96	15	35	204	21	40
337	Cotton Playsuits	2	0	2	5	0	3
338	Cotton Knit Shirts, MB	286	1,196	1,915	416	2,866	6,202
339	Cotton Knit Shirts, WGI	7	77	113	9	281	340
340	Cotton Non-knit Shirts, MB	3,919	4,583	5,406	6,818	10,278	12,192
341	Cotton Non-knit Shirts, WGI	199	247	42	752	922	141
342	Cotton Skirts	37	66	13	77	185	35
345	Cotton Sweaters	0	0	15	1	0	25
347	Cotton Trousers, MB	3,157	2,565	4,033	3,694	4,221	8,288
348	Cotton Trousers, WGI	735	813	415	1,679	1,545	985
349	Cotton Brassieres, etc.	58	24	3	225	97	8
351	Cotton Nightwear	5	0	0	4	0	0
352	Cotton Underwear	1,367	418	419	1,536	723	583
359	Other Cotton Apparel	22	59	26	27	85	8
363	Cotton Pile Towels	0	0	0	0	0	0
369	Other Cotton Manufactures	1	15	1	1	29	2
435	Wool Coats, WGI	315	124	48	1,146	562	207
440	Wool Non-knit Shirts	0	0	0	0	1	0
442	Wool Skirts	81	1	0	487	8	0
444	Wool Suits, WGI	83	51	86	556	326	590
445	Wool Sweaters, MB	0	0	0	11	0	0
446	Wool Sweaters, WGI	0	0	0	5	0	0
447	Wool Trousers, MB	0	0	1	0	0	12
448	Wool Trousers, WGI	3	0	0	24	0	0
604	Synthetic Staple Fiber Yarns	0	1,337	938	0	549	399
633	MMF Suit-type Coats, MB	3	0	41	7	0	306
634	Other MMF Coats, MB	2	0	205	5	0	293
635	MMF Coats, WGI	214	366	575	842	987	1,466
636	MMF Dresses	119	92	131	83	102	411
637	MMF Playsuits	0	0	4	0	0	9
638	MMF Knit Shirts, MB	21	327	1,927	20	384	1,669
639	MMF Knit Shirts, WGI	11	13	109	38	47	67
640	MMF Non-knit Shirts, MB	392	184	448	798	525	1,141
641	MMF Non-knit Shirts, WGI	17	26	104	59	85	547
642	MMF Skirts	89	53	91	260	112	324
644	MMF Suits, WGI	1,166	1,058	1,135	4,602	4,627	5,578
647	MMF Trousers, MB	161	392	379	170	352	396
648	MMF Trousers, WGI	404	458	458	1,292	1,381	1,714
649	MMF Brassieres etc.	2,336	2,694	3,747	6,734	8,325	15,070
650	MMF Dressing Gowns	11	0	0	35	0	0
651	MMF Nightwear	7	0	23	7	0	18
652	MMF Underwear	450	3,464	3,542	350	2,669	2,976
659	Other MMF Apparel	52	4	190	42	3	136

U.S. general imports from HONDURAS by MFA categories, 1986-88

Category	Description	1986	1987	1988	1986	1987	1988
		1,000 equivalent square yards			1,000 dollars		
835	SLR Coats, WGI	0	6	28	0	18	81
845	Sweaters, Other Veg. Fibers	0	9	0	0	31	0
Total		17,398	23,576	32,771	33,736	44,104	65,270

Source: Compiled from official statistics of the U.S. Department of Commerce.

Note.--A zero (0) indicates less than \$500 or 500 equivalent square yards. 1986 data for silk blends, linen, and ramie represent imports from August, when the data were first collected, through December, 1986.

U.S. general imports from HONG KONG by MFA categories, 1986-88

Category	Description	1986	1987	1988	1986	1987	1988
		1,000 equivalent square yards			-----1,000 dollars-----		
200	Cot or MMF Yarns, Sewing Thread	1,634	2,252	1,866	1,294	1,893	1,539
201	Cot or MMF Specialty Yarns	0	12	10	0	7	19
218	Cot or MMF Different Color Yarns	5,905	4,994	740	6,230	6,688	881
219	Cot or MMF Duck Fabric	24,718	24,029	22,689	16,619	17,385	18,844
220	Cot or MMF Special Weave Fabric	4,078	2,132	2,150	2,985	1,844	2,296
222	Cot or MMF Knit Fabric	5,195	10,285	12,677	2,724	6,742	8,215
223	Cot or MMF Non-woven Fabric	168	13	7	159	6	6
224	Cot or MMF Pile & Tufted Fabric	1,331	508	416	1,595	820	609
225	Cot or MMF Denim	10,655	17,616	16,332	12,015	25,274	23,293
226	Cot or MMF Cheesecloth & Batistes	14,969	14,764	6,651	5,559	6,071	3,253
227	Cot or MMF Oxford Cloth	340	380	321	214	283	256
229	Cot or MMF Special Purpose Fabric	14,939	12,048	14,955	4,246	3,824	5,572
239	Cot or MMF Apparel for Infants	20,449	23,159	22,942	35,697	45,685	45,331
300	Carded Cotton Yarn	0	2	28	0	2	16
301	Combed Cotton Yarn	351	3	0	95	2	0
313	Cotton Sheeting	50,346	43,125	30,282	24,062	26,025	17,063
314	Cotton Poplin & Broadcloth	22,885	13,000	9,679	13,244	10,182	8,922
315	Cotton Printcloth	5,202	9,156	2,983	3,225	4,950	2,258
317	Cotton Twills and Sateens	17,334	17,333	12,948	16,588	20,203	19,610
326	Cotton Sateens	19,152	22,499	19,626	13,013	16,293	17,098
330	Cotton Handkerchiefs	26	47	20	68	103	58
331	Cotton Gloves & Mittens	11,265	11,905	13,749	12,489	13,461	16,208
332	Cotton Hosiery	295	99	547	185	122	416
333	Cotton Suit-type Coats, MB	1,054	1,339	834	4,538	5,386	5,519
334	Other Cotton Coats, MB	6,921	10,579	8,661	28,400	49,464	42,272
335	Cotton Coats, WGI	12,854	15,076	11,432	44,142	64,045	49,513
336	Cotton Dresses	8,156	7,973	7,131	24,010	30,485	26,495
337	Cotton Playsuits	17,095	18,077	17,688	18,553	25,289	25,024
338	Cotton Knit Shirts, MB	12,533	10,066	10,267	111,626	104,883	110,059
339	Cotton Knit Shirts, WGI	25,171	23,964	24,342	140,010	176,309	179,339
340	Cotton Non-knit Shirts, MB	63,781	66,668	59,723	188,593	217,726	221,614
341	Cotton Non-knit Shirts, WGI	37,200	40,657	28,555	185,771	221,012	154,380
342	Cotton Skirts	8,374	8,526	6,705	45,938	54,075	43,951
345	Cotton Sweaters	16,256	13,517	13,631	61,115	59,372	65,627
347	Cotton Trousers, MB	31,270	40,752	38,449	133,217	199,947	187,414
348	Cotton Trousers, WGI	82,759	78,275	72,182	339,094	389,293	369,714
349	Cotton Brassieres, etc.	567	637	294	1,305	1,294	684
350	Cotton Dressing Gowns	6,100	6,534	5,475	7,046	8,882	8,569
351	Cotton Nightwear	58,237	54,485	60,425	49,524	52,550	65,969
352	Cotton Underwear	52,567	60,285	54,014	28,076	39,119	42,507
353	Cotton Down-filled Coats, MB	32	0	3	185	2	38
354	Cotton Down-filled Coats, WGI	2	0	0	15	0	0
359	Other Cotton Apparel	15,839	18,271	13,670	25,654	31,077	24,695
360	Cotton Pillowcases	1,795	794	527	1,577	890	609
361	Cotton Sheets	7,000	4,600	1,758	5,069	3,373	1,274
362	Cotton Bedspreads & Quilts	1,259	1,734	1,707	3,815	4,804	6,011
363	Cotton Pile Towels	1,225	788	630	5,090	4,210	4,136
369	Other Cotton Manufactures	23,138	19,254	10,942	16,470	14,604	10,305
400	Wool Tops & Yarn	40	45	0	106	127	3
410	Woolen & Worsted Fabric	101	85	44	406	338	245
414	Other Wool Fabrics	34	66	10	241	372	90
431	Wool Gloves and Mittens	225	113	38	2,213	966	331
432	Wool Hosiery	3	0	0	12	0	0

U.S. general imports from HONG KONG by MFA categories, 1986-88

Category	Description	1986	1987	1988	1986	1987	1988
		1,000 equivalent square yards			1,000 dollars		
433	Wool Suit-type Coats, MB	183	158	192	3,357	3,317	3,024
434	Other Wool Coats, MB	481	477	344	2,644	2,835	2,351
435	Wool Coats, WGI	3,687	3,501	3,696	20,445	21,521	24,344
436	Wool Dresses	4,855	3,235	3,561	26,511	20,747	23,016
438	Wool Knit Shirts	10,243	9,155	9,783	77,615	74,374	76,384
440	Wool Non-knit Shirts	298	169	64	2,645	1,706	667
442	Wool Skirts	1,630	1,348	1,162	16,906	17,473	14,829
443	Wool Suits, MB	463	436	457	11,702	12,235	12,109
444	Wool Suits, WGI	834	666	366	6,914	7,173	3,940
445	Wool Sweaters, MB	6,016	5,712	4,659	52,368	52,530	49,012
446	Wool Sweaters, WGI	13,353	13,680	16,130	133,243	145,562	170,587
447	Wool Trousers, MB	206	259	242	2,977	2,961	3,833
448	Wool Trousers, WGI	751	545	732	8,683	6,982	9,928
459	Other Wool Apparel	1,260	1,273	808	8,555	8,850	6,564
464	Wool Blankets	0	1	1	0	58	25
465	Wool Floor Coverings	118	57	47	7,602	4,623	4,404
469	Other Wool Manufactures	7	7	5	48	88	37
600	Textured Filament Yarns	123	0	11	70	0	32
604	Synthetic Staple Fiber Yarns	865	485	0	376	270	0
606	Non-textured Filament Yarns	31	0	2	2	0	1
607	Other MMF Staple Yarns	1	17	4	3	20	5
611	Woven Fabrics of Artificial Staple	736	123	5,972	1,047	186	3,416
613	MMF Sheeting	49	114	0	12	31	0
614	MMF Poplin and Broadcloth	307	0	0	151	0	0
615	MMF Printcloth	18	0	0	4	0	0
617	MMF Twills and Sateens	1	0	0	1	0	0
618	Woven Fabrics of C-F MMF Yarns	370	1	9	224	1	18
619	Woven Polyester Filament Fabrics	93	51	6	153	23	5
620	Other Woven Filament Fabrics	139	104	4	204	64	3
621	Impression fabric	54	0	0	11	0	0
622	Glass Fiber Fabrics	0	0	0	0	3	0
624	MMF Fabric Mixed with Wool	0	0	0	1	2	1
625	MMF Poplin & Broadcloth	0	1	0	0	3	0
626	MMF Printcloth	8	0	0	8	0	0
627	MMF Sheeting	3	0	0	11	3	0
628	MMF Twills & Sateens	3	0	0	20	0	0
629	Other MMF Fabric	51	108	9	132	106	14
630	MMF Handkerchiefs	36	18	39	131	75	109
631	MMF Gloves	1,134	1,278	1,807	1,840	1,988	3,368
632	MMF Hosiery	629	771	892	520	623	931
633	MMF Suit-type Coats, MB	605	356	443	1,545	1,889	2,367
634	Other MMF Coats, MB	11,959	12,699	15,301	34,957	38,668	50,142
635	MMF Coats, WGI	25,514	25,011	35,296	66,774	76,707	110,672
636	MMF Dresses	10,625	10,402	9,358	45,156	48,967	44,206
637	MMF Playsuits	3,248	1,799	2,435	3,454	2,664	2,318
638	MMF Knit Shirts, MB	20,940	24,631	20,928	42,114	72,319	57,312
639	MMF Knit Shirts, WGI	60,482	48,472	40,115	138,968	162,415	130,937
640	MMF Non-knit Shirts, MB	14,759	15,323	13,310	30,355	33,152	33,286
641	MMF Non-knit Shirts, WGI	11,745	11,925	12,237	76,822	76,792	81,630
642	MMF Skirts	3,113	2,751	2,782	20,831	20,546	20,236
643	MMF Suits, MB	54	65	93	280	370	506
644	MMF Suits, WGI	1,944	1,534	1,182	9,015	7,978	6,627
645	MMF Sweaters, MB	4,537	7,092	8,363	9,356	14,109	14,112
646	MMF Sweaters, WGI	42,128	38,965	33,677	90,595	90,753	70,548

U.S. general imports from HONG KONG by MFA categories, 1986-88

Category	Description	1986			1987			1988		
		1,000 equivalent square yards	1,000 equivalent square yards	1,000 equivalent square yards	1,000 equivalent square yards	1,000 equivalent square yards	1,000 equivalent square yards	1,000 dollars	1,000 dollars	1,000 dollars
647	MMF Trousers, MB	6,809	7,882	7,607	20,888	27,642	34,349			
648	MMF Trousers, WGI	17,066	16,421	17,649	47,241	56,057	68,529			
649	MMF Brassieres etc.	2,609	2,887	2,601	7,852	8,291	7,367			
650	MMF Dressing Gowns	7,180	3,675	4,482	6,931	4,320	5,842			
651	MMF Nightwear	10,580	6,634	9,928	9,938	8,319	12,608			
652	MMF Underwear	57,346	52,239	57,296	16,983	18,566	21,191			
653	MMF Down-filled Coats, MB	251	4	19	1,938	37	262			
654	MMF Down-filled Coats, WGI	119	8	14	1,038	93	162			
659	Other MMF Apparel	24,368	17,407	14,297	29,016	24,099	25,643			
665	MMF Floor Coverings	0	0	0	7	0	0			
666	Other MMF Furnishings	7,318	4,462	1,910	4,802	2,978	1,256			
669	Other MMF Manufactures	2,208	1,553	340	560	793	947			
670	MMF Flat Goods, etc.	11,955	5,804	2,964	17,328	10,588	6,213			
800	SLR Yarn	0	9	0	0	7	0			
810	SLR Fabric	380	1,458	1,928	719	2,556	3,165			
831	SLR Gloves	26	38	4	23	72	15			
832	SLR Hosiery	1	16	0	22	109	0			
833	SLR Suit-type Coats, MB	117	102	175	443	652	1,224			
834	Other SLR Coats, MB	65	160	319	316	981	1,967			
835	SLR Coats, WGI	1,189	3,351	3,537	5,501	17,670	21,713			
836	SLR Dresses	709	4,148	2,971	4,040	19,786	18,509			
838	SLR Knit Shirts	42	1,137	2,076	410	6,748	10,495			
840	SLR Non-knit Shirts	2,576	6,803	6,439	20,174	40,429	42,899			
842	SLR Skirts	1,295	3,737	2,700	10,662	28,377	21,977			
843	SLR Suits, MB	15	22	9	30	173	78			
844	SLR Suits, WGI	371	1,076	641	1,546	5,304	5,410			
845	Sweaters, Other Veg. Fibers	33,841	80,521	33,912	92,894	213,807	96,227			
846	Sweaters, Silk Blends	3,996	5,797	4,721	13,465	20,211	13,533			
847	SLR Trousers	1,240	5,291	6,575	6,967	28,515	38,357			
850	SLR Robes	184	106	92	860	436	353			
851	SLR Nightwear	228	207	56	848	915	224			
852	SLR Underwear	1,199	566	244	1,111	1,002	666			
858	SLR Neckties	14	0	1	46	3	14			
859	Other SLR Apparel	826	731	650	2,131	2,083	1,341			
863	SLR Towels	2	14	1	15	27	10			
870	SLR Handbags and Flatgoods	250	290	142	451	336	196			
871	Handbags & Flatgoods Silk & Veg	314	685	195	246	836	309			
899	Other SLR Manufactures	160	2,815	149	356	573	289			
Total		1,180,366	1,215,350	1,073,975	2,929,274	3,554,905	3,339,404			

Source: Compiled from official statistics of the U.S. Department of Commerce.

Note.--A zero (0) indicates less than \$500 or 500 equivalent square yards. 1986 data for silk blends, linen, and ramie represent imports from August, when the data were first collected, through December, 1986.

U.S. general imports from HUNGARY by MFA categories, 1986-88

Category	Description	1986	1987	1988	1986	1987	1988
		1,000 equivalent square yards			1,000 dollars		
200	Cot or MMF Yarns, Sewing Thread	0	15	0	0	14	0
201	Cot or MMF Specialty Yarns	7	0	1	2	0	2
218	Cot or MMF Different Color Yarns	240	251	926	135	150	518
220	Cot or MMF Special Weave Fabric	6	1,000	645	26	590	246
222	Cot or MMF Knit Fabric	0	2	0	0	2	0
223	Cot or MMF Non-woven Fabric	3,430	14	0	495	2	0
224	Cot or MMF Pile & Tufted Fabric	0	0	0	0	0	0
226	Cot or MMF Cheesecloth & Batistes	0	0	371	0	0	83
229	Cot or MMF Special Purpose Fabric	104	87	2,530	7	42	503
239	Cot or MMF Apparel for Infants	0	0	1	0	0	2
300	Carded Cotton Yarn	1,088	6,481	5,064	300	2,162	1,892
301	Combed Cotton Yarn	3	506	289	1	162	107
313	Cotton Sheetting	246	10,955	6,970	149	5,030	3,157
314	Cotton Poplin & Broadcloth	19	88	5	11	54	5
315	Cotton Printcloth	49	1,091	299	31	445	196
317	Cotton Twills and Sateens	0	19	100	0	8	52
326	Cotton Sateens	0	2	0	0	1	0
333	Cotton Suit-type Coats, MB	114	10	1	618	68	7
334	Other Cotton Coats, MB	23	5	261	47	44	422
335	Cotton Coats, WGI	170	45	108	814	149	493
336	Cotton Dresses	0	30	12	0	75	45
337	Cotton Playsuits	0	0	0	0	1	0
338	Cotton Knit Shirts, MB	444	627	396	1,781	2,325	1,736
339	Cotton Knit Shirts, WGI	90	189	683	232	632	1,610
340	Cotton Non-knit Shirts, MB	215	722	137	363	1,228	347
341	Cotton Non-knit Shirts, WGI	98	4	9	237	51	38
342	Cotton Skirts	37	14	20	177	83	155
345	Cotton Sweaters	38	47	41	55	47	78
347	Cotton Trousers, MB	20	224	83	51	285	165
348	Cotton Trousers, WGI	6	76	97	31	151	275
350	Cotton Dressing Gowns	0	34	178	0	59	374
351	Cotton Nightwear	2	0	26	3	0	32
352	Cotton Underwear	0	33	627	0	13	331
359	Other Cotton Apparel	0	0	8	1	1	19
360	Cotton Pillowcases	10	16	6	10	29	13
361	Cotton Sheets	0	64	0	0	40	0
362	Cotton Bedspreads & Quilts	20	15	105	144	102	278
363	Cotton Pile Towels	30	0	15	31	0	16
369	Other Cotton Manufactures	1,233	687	1,085	893	527	898
400	Wool Tops & Yarn	0	0	0	0	0	0
410	Woolen & Worsted Fabric	116	560	840	395	773	2,583
431	Wool Gloves and Mittens	0	0	0	0	2	3
433	Wool Suit-type Coats, MB	220	214	254	1,479	2,152	2,556
434	Other Wool Coats, MB	932	468	425	5,591	4,507	3,785
435	Wool Coats, WGI	535	520	562	2,457	2,539	3,178
440	Wool Non-knit Shirts	0	0	0	7	3	0
442	Wool Skirts	157	198	221	856	1,539	1,351
443	Wool Suits, MB	221	398	306	1,390	2,408	2,318
444	Wool Suits, WGI	305	192	136	1,686	1,480	1,005
445	Wool Sweaters, MB	313	609	120	1,243	1,286	472
446	Wool Sweaters, WGI	0	1	2	1	36	51
447	Wool Trousers, MB	45	16	16	325	155	94
448	Wool Trousers, WGI	238	306	395	1,696	2,183	3,019

U.S. general imports from HUNGARY by MFA categories, 1986-88

Cate- gory	Description	1,000 equivalent square yards			-----1,000 dollars-----		
		1986	1987	1988	1986	1987	1988
459	Other Wool Apparel	2	0	46	7	0	664
465	Wool Floor Coverings	5	4	12	221	170	196
469	Other Wool Manufactures	2	0	0	30	0	0
604	Synthetic Staple Fiber Yarns	444	3,354	4,573	100	1,387	1,948
606	Non-textured Filament Yarns	527	0	0	40	0	0
611	Woven Fabrics of Artificial Staple	7	174	491	2	158	554
613	MMF Sheeting	0	0	0	0	0	0
614	MMF Poplin and Broadcloth	67	0	0	54	0	0
619	Woven Polyester Filament Fabrics	0	45	0	0	38	0
620	Other Woven Filament Fabrics	0	0	24	0	0	21
624	MMF Fabric Mixed with Wool	400	741	1,952	687	1,388	4,246
628	MMF Twills & Sateens	0	0	0	0	0	0
629	Other MMF Fabric	0	0	7	0	0	16
632	MMF Hosiery	0	0	0	0	2	0
633	MMF Suit-type Coats, MB	191	252	89	1,018	1,639	716
634	Other MMF Coats, MB	4	12	3	20	92	35
635	MMF Coats, WGI	412	775	536	1,989	3,489	2,309
636	MMF Dresses	127	0	4	173	0	22
638	MMF Knit Shirts, MB	40	122	8	49	267	29
639	MMF Knit Shirts, WGI	12	5	74	32	15	208
640	MMF Non-knit Shirts, MB	26	0	0	87	0	0
641	MMF Non-knit Shirts, WGI	120	52	9	642	82	80
642	MMF Skirts	157	288	158	619	1,774	1,459
643	MMF Suits, MB	200	182	405	1,302	1,136	2,367
644	MMF Suits, WGI	187	224	214	806	1,348	1,288
645	MMF Sweaters, MB	1,601	2,444	1,144	1,615	2,932	1,749
646	MMF Sweaters, WGI	1,003	1,006	352	1,171	1,267	416
647	MMF Trousers, MB	93	81	1	99	203	6
648	MMF Trousers, WGI	64	44	16	284	385	91
650	MMF Dressing Gowns	0	0	38	0	0	22
651	MMF Nightwear	0	0	352	0	0	325
659	Other MMF Apparel	60	47	37	122	98	60
665	MMF Floor Coverings	1	0	0	9	0	0
666	Other MMF Furnishings	25	86	80	16	57	62
669	Other MMF Manufactures	567	7,577	9,982	58	1,097	1,188
670	MMF Flat Goods, etc.	1	0	0	2	0	0
800	SLR Yarn	100	273	466	56	174	342
810	SLR Fabric	183	649	227	277	939	316
833	SLR Suit-type Coats, MB	48	86	17	290	660	161
834	Other SLR Coats, MB	0	5	0	0	24	0
835	SLR Coats, WGI	25	75	398	111	348	1,872
840	SLR Non-knit Shirts	4	0	2	20	1	26
842	SLR Skirts	13	69	237	99	457	1,342
843	SLR Suits, MB	0	16	52	0	97	393
844	SLR Suits, WGI	30	93	32	127	398	196
847	SLR Trousers	11	88	142	68	473	962
859	Other SLR Apparel	0	5	0	0	11	0
863	SLR Towels	0	33	0	0	29	0
870	SLR Handbags and Flatgoods	0	2	0	3	5	0
871	Handbags & Flatgoods Silk & Veg	1	6	1	4	13	4
899	Other SLR Manufactures	240	557	608	252	104	121
Total		17,825	46,307	47,164	36,332	56,391	60,326

C-61

U.S. general imports from INDIA by MFA categories, 1986-88

Category	Description	1,000 equivalent square yards			1,000 dollars		
		1986	1987	1988	1986	1987	1988
200	Cot or MMF Yarns, Sewing Thread	33	143	163	29	127	146
201	Cot or MMF Specialty Yarns	114	133	9	58	72	4
218	Cot or MMF Different Color Yarns	3,805	6,881	6,196	3,145	4,466	5,930
219	Cot or MMF Duck Fabric	6,594	34,266	26,709	5,768	19,123	19,752
220	Cot or MMF Special Weave Fabric	3,453	2,810	1,337	1,750	1,537	1,063
222	Cot or MMF Knit Fabric	13	41	90	23	39	66
224	Cot or MMF Pile & Tufted Fabric	12	9	12	10	12	11
225	Cot or MMF Denim	0	141	57	0	190	78
226	Cot or MMF Cheesecloth & Batistes	91	1,325	1,350	70	678	918
227	Cot or MMF Oxford Cloth	136	0	925	51	0	1,380
229	Cot or MMF Special Purpose Fabric	1,465	1,606	1,377	963	1,200	1,259
239	Cot or MMF Apparel for Infants	0	18	3	4	45	15
300	Carded Cotton Yarn	66	26,967	2,153	36	6,722	646
301	Combed Cotton Yarn	784	4,983	2,174	403	1,506	1,040
313	Cotton Sheeting	14,196	27,943	16,798	5,685	15,136	8,078
314	Cotton Poplin & Broadcloth	301	2,747	5,032	170	1,506	3,182
315	Cotton Printcloth	6,909	9,955	3,628	1,835	4,646	1,789
317	Cotton Twills and Sateens	2,724	29,717	20,573	1,442	16,335	13,803
326	Cotton Sateens	85	3,293	3,932	59	2,028	3,005
330	Cotton Handkerchiefs	0	2	17	5	22	42
331	Cotton Gloves & Mittens	816	456	603	738	334	496
333	Cotton Suit-type Coats, MB	737	553	554	1,344	1,488	1,752
334	Other Cotton Coats, MB	473	715	1,525	911	1,568	3,305
335	Cotton Coats, WGI	5,949	3,088	5,850	9,539	5,358	11,327
336	Cotton Dresses	11,703	16,429	17,311	18,348	28,723	31,711
337	Cotton Playsuits	888	732	670	1,958	1,407	1,359
338	Cotton Knit Shirts, MB	37	436	311	216	2,889	1,919
339	Cotton Knit Shirts, WGI	328	1,039	1,258	2,005	8,341	11,178
340	Cotton Non-knit Shirts, MB	25,002	29,899	27,012	55,775	65,444	68,828
341	Cotton Non-knit Shirts, WGI	35,118	41,561	41,711	105,011	142,427	137,045
342	Cotton Skirts	6,469	8,289	6,926	21,933	31,012	26,440
345	Cotton Sweaters	1,502	621	248	1,751	892	548
347	Cotton Trousers, MB	1,122	1,504	1,366	3,354	5,416	5,927
348	Cotton Trousers, WGI	3,344	4,432	4,307	9,210	13,518	14,743
349	Cotton Brassieres, etc.	1	2	1	12	18	9
350	Cotton Dressing Gowns	467	455	651	822	819	1,246
351	Cotton Nightwear	873	821	2,291	1,332	1,263	3,884
352	Cotton Underwear	39	28	46	61	112	208
359	Other Cotton Apparel	2,551	4,047	3,884	4,476	8,003	8,112
360	Cotton Pillowcases	319	104	801	206	96	674
361	Cotton Sheets	11	21	1,043	10	15	486
362	Cotton Bedspreads & Quilts	2,086	2,017	2,818	1,624	1,972	4,081
363	Cotton Pile Towels	6,751	6,523	5,613	6,327	5,649	4,762
369	Other Cotton Manufactures	115,739	135,027	149,758	42,750	46,419	60,258
400	Wool Tops & Yarn	0	0	0	0	0	2
410	Woolen & Worsted Fabric	24	2	3	67	10	16
414	Other Wool Fabrics	13	15	13	93	103	119
431	Wool Gloves and Mittens	0	0	0	0	0	0
433	Wool Suit-type Coats, MB	1	1	3	2	10	28
434	Other Wool Coats, MB	30	0	0	6	0	0
435	Wool Coats, WGI	24	32	4	146	126	14
436	Wool Dresses	0	0	1	5	1	12
438	Wool Knit Shirts	2	1	0	6	5	0

U.S. general imports from INDIA by MFA categories, 1986-88

Category	Description	1,000 equivalent square yards			1,000 dollars		
		1986	1987	1988	1986	1987	1988
440	Wool Non-knit Shirts	0	0	5	0	3	13
442	Wool Skirts	100	12	7	349	55	90
444	Wool Suits, WGI	2	3	2	4	13	15
445	Wool Sweaters, MB	44	87	147	258	455	801
446	Wool Sweaters, WGI	100	111	43	533	598	336
447	Wool Trousers, MB	0	1	2	1	6	23
448	Wool Trousers, WGI	4	8	4	23	36	22
459	Other Wool Apparel	7	7	20	47	117	112
464	Wool Blankets	1	0	1	7	0	2
465	Wool Floor Coverings	3,064	2,953	2,404	90,966	93,952	88,806
469	Other Wool Manufactures	54	55	43	173	261	412
603	Artificial Staple Fiber Yarns	0	8	0	0	2	0
604	Synthetic Staple Fiber Yarns	156	1	0	127	0	0
606	Non-textured Filament Yarns	0	0	1	0	0	1
607	Other MMF Staple Yarns	0	59	158	1	26	52
611	Woven Fabrics of Artificial Staple	108	332	1,987	107	217	1,921
613	MMF Sheeting	2	135	0	4	58	0
614	MMF Poplin and Broadcloth	5	127	270	4	56	111
617	MMF Twills and Sateens	0	137	0	0	72	0
618	Woven Fabrics of C-F MMF Yarns	159	229	615	206	196	764
619	Woven Polyester Filament Fabrics	319	464	45	140	228	42
620	Other Woven Filament Fabrics	5	10	0	1	24	0
621	Impression fabric	1	0	0	1	0	0
624	MMF Fabric Mixed with Wool	188	142	359	377	287	930
625	MMF Poplin & Broadcloth	85	15	124	92	24	46
626	MMF Printcloth	14	16	0	19	18	0
627	MMF Sheeting	2	0	1	3	0	2
628	MMF Twills & Sateens	1	6	0	1	8	0
629	Other MMF Fabric	23	74	39	30	43	22
630	MMF Handkerchiefs	0	0	0	0	0	0
631	MMF Gloves	38	8	9	92	78	97
632	MMF Hosiery	4	0	0	12	0	0
633	MMF Suit-type Coats, MB	22	123	94	46	300	326
634	Other MMF Coats, MB	55	9	280	110	27	620
635	MMF Coats, WGI	1,209	444	1,142	1,684	845	2,189
636	MMF Dresses	2,961	4,073	5,409	4,768	8,329	11,569
637	MMF Playsuits	119	3	15	221	23	43
638	MMF Knit Shirts, MB	34	7	386	56	18	1,015
639	MMF Knit Shirts, WGI	76	304	1,869	148	981	5,704
640	MMF Non-knit Shirts, MB	4,779	3,597	2,872	8,597	7,478	8,460
641	MMF Non-knit Shirts, WGI	10,235	11,230	11,426	36,835	40,551	38,075
642	MMF Skirts	3,216	4,478	4,386	8,536	15,088	14,869
643	MMF Suits, MB	0	0	8	0	0	36
644	MMF Suits, WGI	341	486	1,139	528	614	2,050
645	MMF Sweaters, MB	21	0	11	33	0	20
646	MMF Sweaters, WGI	377	264	250	402	408	384
647	MMF Trousers, MB	31	130	261	125	488	1,034
648	MMF Trousers, WGI	1,192	2,279	3,361	3,114	6,170	10,027
649	MMF Brassieres etc.	3	0	0	20	2	2
650	MMF Dressing Gowns	110	81	60	151	106	103
651	MMF Nightwear	4	47	15	6	62	39
652	MMF Underwear	0	0	119	0	0	40
659	Other MMF Apparel	1,570	7,701	25,570	2,215	8,217	30,766
665	MMF Floor Coverings	49	15	36	252	528	427

C-63

U.S. general imports from INDIA by MFA categories, 1986-88

Category	Description	1986	1987	1988	1986	1987	1988
		1,000 equivalent square yards			1,000 dollars		
666	Other MMF Furnishings	621	589	223	415	419	215
669	Other MMF Manufactures	36	282	33	34	33	27
670	MMF Flat Goods, etc.	28	40	19	118	136	85
810	SLR Fabric	2	86	6	89	542	145
832	SLR Hosiery	0	0	0	20	0	0
833	SLR Suit-type Coats, MB	7	0	0	86	0	0
834	Other SLR Coats, MB	0	0	0	0	1	2
835	SLR Coats, WGI	25	33	9	248	186	46
836	SLR Dresses	437	157	12	3,825	1,449	132
838	SLR Knit Shirts	1	4	0	15	30	2
840	SLR Non-knit Shirts	545	210	31	6,576	1,644	206
842	SLR Skirts	72	28	7	1,295	454	66
844	SLR Suits, WGI	23	36	6	213	297	48
845	Sweaters, Other Veg. Fibers	4	2	0	8	5	0
846	Sweaters, Silk Blends	0	9	0	3	26	0
847	SLR Trousers	16	11	18	155	65	69
850	SLR Robes	5	2	0	53	19	3
851	SLR Nightwear	3	24	0	4	22	0
852	SLR Underwear	0	12	0	0	7	0
858	SLR Neckties	1	0	0	11	0	0
859	Other SLR Apparel	203	199	33	1,035	885	204
870	SLR Handbags and Flatgoods	0	4	0	0	8	0
871	Handbags & Flatgoods Silk & Veg	2	7	20	5	12	24
899	Other SLR Manufactures	543	1,040	429	222	437	238
Total		296,664	454,873	434,955	487,397	642,579	686,679

Source: Compiled from official statistics of the U.S. Department of Commerce.

Note.--A zero (0) indicates less than \$500 or 500 equivalent square yards. 1986 data for silk blends, linen, and ramie represent imports from August, when the data were first collected, through December, 1986.

U.S. general imports from INDONESIA by MFA categories, 1986-88

Category	Description	1,000 equivalent square yards			1,000 dollars		
		1986	1987	1988	1986	1987	1988
200	Cot or MMF Yarns, Sewing Thread	0	943	182	0	720	155
218	Cot or MMF Different Color Yarns	4	73	217	11	90	127
219	Cot or MMF Duck Fabric	4,107	6,313	3,847	2,669	3,745	2,689
220	Cot or MMF Special Weave Fabric	15	34	6	39	38	19
222	Cot or MMF Knit Fabric	50	318	80	24	165	58
225	Cot or MMF Denim	306	940	39	244	1,029	58
226	Cot or MMF Cheesecloth & Batistes	597	717	2,008	341	377	974
227	Cot or MMF Oxford Cloth	0	92	147	0	47	62
229	Cot or MMF Special Purpose Fabric	8	749	413	6	526	270
239	Cot or MMF Apparel for Infants	52	134	124	157	317	251
300	Carded Cotton Yarn	1	489	0	0	113	0
301	Combed Cotton Yarn	4,656	3,135	0	1,225	934	0
313	Cotton Sheeting	5,489	11,739	10,178	2,479	6,625	4,674
314	Cotton Poplin & Broadcloth	30,265	42,795	39,404	10,030	18,930	17,139
315	Cotton Printcloth	14,371	16,817	16,822	4,372	6,534	6,059
317	Cotton Twills and Sateens	13,916	8,442	10,823	5,061	3,899	5,281
326	Cotton Sateens	120	0	0	34	0	0
330	Cotton Handkerchiefs	2	0	3	2	1	5
331	Cotton Gloves & Mittens	1,200	2,309	1,241	1,327	2,366	1,613
333	Cotton Suit-type Coats, MB	0	4	50	0	10	106
334	Other Cotton Coats, MB	868	1,039	1,293	1,657	2,576	3,725
335	Cotton Coats, WGI	1,718	3,851	2,836	3,339	10,173	8,947
336	Cotton Dresses	1,493	2,186	2,530	1,273	2,695	3,333
337	Cotton Playsuits	631	1,661	1,400	1,045	2,807	2,478
338	Cotton Knit Shirts, MB	2,141	2,725	2,522	8,526	16,406	18,008
339	Cotton Knit Shirts, WGI	2,355	2,517	1,710	7,063	12,984	10,092
340	Cotton Non-knit Shirts, MB	10,130	9,549	13,750	14,159	17,991	30,199
341	Cotton Non-knit Shirts, WGI	8,288	6,823	3,933	22,763	21,264	13,145
342	Cotton Skirts	1,481	3,366	882	4,204	10,733	3,016
345	Cotton Sweaters	7,235	8,211	4,668	9,517	13,405	9,303
347	Cotton Trousers, MB	9,356	8,993	7,836	27,579	31,500	30,824
348	Cotton Trousers, WGI	5,718	7,356	6,236	17,737	25,516	26,144
350	Cotton Dressing Gowns	2,363	2,341	2,781	1,862	1,957	2,777
351	Cotton Nightwear	6,566	7,695	5,994	4,785	6,671	5,976
352	Cotton Underwear	1,622	5,935	3,284	1,183	4,693	2,650
359	Other Cotton Apparel	813	3,325	2,907	695	4,861	4,226
360	Cotton Pillowcases	1,155	124	7	653	179	10
361	Cotton Sheets	4,503	2,570	223	1,952	1,386	111
362	Cotton Bedspreads & Quilts	4	0	1	9	3	2
363	Cotton Pile Towels	0	42	35	0	75	161
369	Other Cotton Manufactures	13,637	7,604	9,337	3,981	2,075	2,346
410	Woolen & Worsted Fabric	25	0	0	78	0	0
414	Other Wool Fabrics	0	0	0	1	0	0
432	Wool Hosiery	0	0	0	1	0	0
433	Wool Suit-type Coats, MB	0	0	0	0	0	0
438	Wool Knit Shirts	0	0	0	0	1	0
442	Wool Skirts	0	64	0	0	298	0
443	Wool Suits, MB	108	0	3	54	0	23
444	Wool Suits, WGI	2	4	0	4	12	0
445	Wool Sweaters, MB	66	316	50	279	1,125	176
446	Wool Sweaters, WGI	186	303	217	443	952	736
447	Wool Trousers, MB	0	2	17	0	9	189
459	Other Wool Apparel	0	1	0	2	3	0

C-65

U.S. general imports from INDONESIA by MFA categories, 1986-88

Category	Description	1,000 equivalent square yards			1,000 dollars		
		1986	1987	1988	1986	1987	1988
465	Wool Floor Coverings	0	0	0	11	1	4
469	Other Wool Manufactures	5	0	0	19	0	0
604	Synthetic Staple Fiber Yarns	2,700	2,361	2,660	925	884	849
611	Woven Fabrics of Artificial Staple	755	2,403	1,058	540	2,381	1,189
613	MMF Sheeting	5,634	5,031	5,051	1,669	1,919	2,103
614	MMF Poplin and Broadcloth	7,074	5,839	5,840	2,773	2,462	2,963
615	MMF Printcloth	1,747	1,400	652	548	565	256
617	MMF Twills and Sateens	2,251	2,311	1,191	778	827	543
618	Woven Fabrics of C-F MMF Yarns	0	40	0	0	44	0
619	Woven Polyester Filament Fabrics	225	2,270	4,485	181	1,868	4,041
620	Other Woven Filament Fabrics	46	17	6	52	25	51
625	MMF Poplin & Broadcloth	8,958	12,073	9,978	2,842	4,446	3,749
626	MMF Printcloth	4,825	3,820	3,142	1,425	1,291	1,076
627	MMF Sheeting	157	451	1	53	221	21
628	MMF Twills & Sateens	867	0	705	235	0	256
629	Other MMF Fabric	0	157	187	0	56	100
630	MMF Handkerchiefs	0	1	0	0	1	0
631	MMF Gloves	3,119	1,968	3,161	2,384	1,206	2,552
632	MMF Hosiery	99	22	37	36	14	34
633	MMF Suit-type Coats, MB	0	4	0	0	4	0
634	Other MMF Coats, MB	1,014	2,035	1,816	1,060	2,416	2,728
635	MMF Coats, WGI	973	1,147	4,274	908	1,390	7,126
636	MMF Dresses	8,986	11,364	9,111	9,555	12,165	12,737
637	MMF Playsuits	3,130	2,754	2,511	3,791	3,837	3,903
638	MMF Knit Shirts, MB	6,425	7,150	6,197	6,413	14,339	15,454
639	MMF Knit Shirts, WGI	7,791	5,563	4,123	9,693	9,792	9,766
640	MMF Non-knit Shirts, MB	10,509	6,999	8,548	12,840	8,875	12,571
641	MMF Non-knit Shirts, WGI	17,944	17,330	16,322	41,917	49,896	51,596
642	MMF Skirts	1,460	1,772	1,217	3,176	4,840	3,759
644	MMF Suits, WGI	30	62	55	14	119	126
645	MMF Sweaters, MB	3,805	5,112	3,489	4,558	6,842	4,919
646	MMF Sweaters, WGI	12,909	9,987	5,531	15,017	13,953	7,566
647	MMF Trousers, MB	5,328	8,292	8,797	6,947	12,423	17,095
648	MMF Trousers, WGI	14,306	17,578	21,763	17,518	26,147	40,718
649	MMF Brassieres etc.	2	186	1,495	11	778	5,485
650	MMF Dressing Gowns	92	650	1,991	75	452	1,667
651	MMF Nightwear	4,626	7,033	3,474	3,013	5,093	2,786
652	MMF Underwear	426	759	543	139	285	204
659	Other MMF Apparel	1,211	3,874	3,184	1,028	3,228	2,753
665	MMF Floor Coverings	0	0	0	1	0	0
666	Other MMF Furnishings	2,942	1	0	363	0	3
669	Other MMF Manufactures	1	0	0	1	0	0
670	MMF Flat Goods, etc.	12	19	0	84	40	2
835	SLR Coats, WGI	0	0	28	0	1	62
836	SLR Dresses	0	0	52	2	6	117
838	SLR Knit Shirts	0	0	0	2	6	1
840	SLR Non-knit Shirts	0	0	138	0	0	494
842	SLR Skirts	0	54	301	1	283	1,144
844	SLR Suits, WGI	0	0	6	0	0	31
845	Sweaters, Other Veg. Fibers	0	1,238	1,970	0	1,894	2,648
846	Sweaters, Silk Blends	0	0	0	1	0	0
847	SLR Trousers	12	343	2,545	42	1,175	7,808
850	SLR Robes	0	0	0	0	0	0
851	SLR Nightwear	0	0	0	0	1	0

U.S. general imports from INDONESIA by MFA categories, 1986-88

Category	Description	1986	1987	1988	1986	1987	1988
		1,000 equivalent square yards			-----1,000 dollars-----		
859	Other SLR Apparel	41	0	2	34	19	4
871	Handbags & Flatgoods Silk & Veg	0	0	0	0	1	0
Total		300,061	336,117	307,674	315,540	437,324	452,201

Source: Compiled from official statistics of the U.S. Department of Commerce.

Note.--A zero (0) indicates less than \$500 or 500 equivalent square yards. 1986 data for silk blends, linen, and ramie represent imports from August, when the data were first collected, through December, 1986.

U.S. general imports from IRELAND by MFA categories, 1986-88

Category	Description	1,000 equivalent square yards			1,000 dollars		
		1986	1987	1988	1986	1987	1988
200	Cot or MMF Yarns, Sewing Thread	13	2	2	10	7	3
201	Cot or MMF Specialty Yarns	390	3	43	100	6	71
218	Cot or MMF Different Color Yarns	0	763	0	3	1,552	0
220	Cot or MMF Special Weave Fabric	19	800	9	53	1,508	35
222	Cot or MMF Knit Fabric	13	64	8	12	93	7
223	Cot or MMF Non-woven Fabric	12	0	0	12	0	0
224	Cot or MMF Pile & Tufted Fabric	176	10	0	561	31	0
229	Cot or MMF Special Purpose Fabric	1,838	2,472	1,212	1,888	2,853	1,174
239	Cot or MMF Apparel for Infants	9	0	0	32	2	1
300	Carded Cotton Yarn	822	255	0	207	34	0
313	Cotton Sheeting	21	3	0	17	28	0
314	Cotton Poplin & Broadcloth	0	0	21	0	0	11
315	Cotton Printcloth	1	140	0	2	75	0
317	Cotton Twills and Sateens	145	0	0	320	3	0
326	Cotton Sateens	0	0	2	1	0	8
330	Cotton Handkerchiefs	1	11	0	12	20	1
332	Cotton Hosiery	0	0	0	2	0	1
333	Cotton Suit-type Coats, MB	1	13	0	11	52	0
334	Other Cotton Coats, MB	4	2	2	44	59	67
335	Cotton Coats, WGI	200	73	111	805	411	813
336	Cotton Dresses	100	133	111	727	1,014	657
337	Cotton Playsuits	2	0	0	6	0	0
338	Cotton Knit Shirts, MB	2	3	2	26	30	25
339	Cotton Knit Shirts, WGI	4	28	4	59	234	81
340	Cotton Non-knit Shirts, MB	8	20	21	67	121	95
341	Cotton Non-knit Shirts, WGI	200	26	15	996	192	182
342	Cotton Skirts	185	709	123	1,144	3,978	916
345	Cotton Sweaters	576	520	698	1,991	2,354	3,006
347	Cotton Trousers, MB	6	37	0	56	171	8
348	Cotton Trousers, WGI	153	224	78	1,153	1,745	1,278
350	Cotton Dressing Gowns	10	10	7	30	26	35
351	Cotton Nightwear	12	15	10	53	71	44
352	Cotton Underwear	59	150	39	202	317	162
359	Other Cotton Apparel	54	10	16	236	45	93
360	Cotton Pillowcases	0	2	0	1	4	0
362	Cotton Bedspreads & Quilts	100	115	32	483	437	41
363	Cotton Pile Towels	113	211	271	917	1,098	1,202
369	Other Cotton Manufactures	712	585	533	397	386	450
400	Wool Tops & Yarn	92	68	62	293	255	246
410	Woolen & Worsted Fabric	163	121	107	1,141	700	774
414	Other Wool Fabrics	196	196	240	1,445	1,712	2,495
431	Wool Gloves and Mittens	3	14	0	54	41	10
432	Wool Hosiery	5	1	0	24	15	7
433	Wool Suit-type Coats, MB	6	10	6	91	131	162
434	Other Wool Coats, MB	13	25	9	169	435	150
435	Wool Coats, WGI	146	308	88	1,983	2,275	1,487
436	Wool Dresses	49	5	3	310	52	48
438	Wool Knit Shirts	1	2	0	29	26	7
440	Wool Non-knit Shirts	24	5	3	207	60	68
442	Wool Skirts	76	128	20	941	1,211	358
443	Wool Suits, MB	0	0	0	4	5	1
444	Wool Suits, WGI	11	6	2	238	118	61
445	Wool Sweaters, MB	681	608	443	8,353	6,361	4,931

C-66

U.S. general imports from IRELAND by MFA categories, 1986-88

Category	Description	1986	1987	1988	1986	1987	1988
		1,000 equivalent square yards			1,000 dollars		
446	Wool Sweaters, WGI	223	242	131	3,405	2,506	2,404
447	Wool Trousers, MB	1	1	0	21	13	5
448	Wool Trousers, WGI	133	47	25	1,162	516	417
459	Other Wool Apparel	275	222	197	3,004	2,762	2,446
464	Wool Blankets	27	19	16	241	204	149
465	Wool Floor Coverings	330	346	270	6,177	7,947	6,838
469	Other Wool Manufactures	6	13	10	131	98	98
600	Textured Filament Yarns	378	236	0	244	106	0
603	Artificial Staple Fiber Yarns	5	0	0	0	0	0
604	Synthetic Staple Fiber Yarns	473	2	0	197	0	0
606	Non-textured Filament Yarns	4,569	2,148	10,145	386	166	978
607	Other MMF Staple Yarns	26	14	11	14	8	8
611	Woven Fabrics of Artificial Staple	187	192	0	285	141	0
613	MMF Sheeting	0	0	0	1	0	0
618	Woven Fabrics of C-F MMF Yarns	0	11	0	0	53	0
619	Woven Polyester Filament Fabrics	5	2	0	10	1	0
620	Other Woven Filament Fabrics	21	28	91	39	95	343
621	Impression fabric	164	0	0	113	5	0
622	Glass Fiber Fabrics	0	0	0	0	7	0
625	MMF Poplin & Broadcloth	0	0	315	0	0	209
626	MMF Printcloth	0	0	5	0	0	5
627	MMF Sheeting	3	0	92	12	0	59
629	Other MMF Fabric	63	49	0	90	53	1
630	MMF Handkerchiefs	0	0	0	0	0	0
632	MMF Hosiery	9	11	41	29	49	234
633	MMF Suit-type Coats, MB	0	0	0	1	2	0
634	Other MMF Coats, MB	1	1	0	13	10	6
635	MMF Coats, WGI	38	3	178	240	51	1,556
636	MMF Dresses	18	16	15	141	203	188
637	MMF Playsuits	129	0	0	21	2	0
638	MMF Knit Shirts, MB	37	1	2	17	11	10
639	MMF Knit Shirts, WGI	58	3	0	45	18	4
640	MMF Non-knit Shirts, MB	1	1	1	8	5	6
641	MMF Non-knit Shirts, WGI	94	3	5	595	21	54
642	MMF Skirts	217	579	402	1,287	2,765	3,748
643	MMF Suits, MB	6	0	0	67	0	1
644	MMF Suits, WGI	14	17	8	94	112	52
645	MMF Sweaters, MB	29	12	21	33	44	55
646	MMF Sweaters, WGI	96	203	48	209	453	129
647	MMF Trousers, MB	36	0	1	15	5	4
648	MMF Trousers, WGI	79	7	114	146	53	1,085
649	MMF Brassieres etc.	0	0	4	0	0	21
650	MMF Dressing Gowns	0	1	1	0	7	8
652	MMF Underwear	54	242	1	21	66	2
659	Other MMF Apparel	61	37	262	103	90	732
665	MMF Floor Coverings	5	86	82	46	1,225	1,329
666	Other MMF Furnishings	9	22	18	6	17	7
669	Other MMF Manufactures	0	0	6	0	0	5
670	MMF Flat Goods, etc.	8	2	1	36	11	4
800	SLR Yarn	188	918	515	165	814	444
810	SLR Fabric	210	189	110	914	928	524
831	SLR Gloves	0	0	0	0	2	1
832	SLR Hosiery	0	0	0	0	0	0
833	SLR Suit-type Coats, MB	0	2	1	4	34	22

U.S. general imports from IRELAND by MFA categories, 1986-88

Category	Description	1,000 equivalent square yards			1,000 dollars		
		1986	1987	1988	1986	1987	1988
834	Other SLR Coats, MB	0	1	1	1	15	12
835	SLR Coats, WGI	8	6	4	18	102	90
836	SLR Dresses	1	10	2	12	133	24
838	SLR Knit Shirts	1	2	1	41	105	41
840	SLR Non-knit Shirts	19	29	8	167	353	126
842	SLR Skirts	10	35	3	99	391	84
843	SLR Suits, MB	0	0	0	0	4	0
844	SLR Suits, WGI	0	3	3	3	32	42
845	Sweaters, Other Veg. Fibers	6	24	47	47	223	387
846	Sweaters, Silk Blends	0	1	1	1	2	14
847	SLR Trousers	1	2	1	4	37	20
850	SLR Robes	0	0	0	0	0	0
851	SLR Nightwear	0	0	0	0	0	0
852	SLR Underwear	0	13	2	0	32	6
858	SLR Neckties	3	1	0	66	6	1
859	Other SLR Apparel	10	41	44	41	172	186
863	SLR Towels	9	3	6	28	16	20
870	SLR Handbags and Flatgoods	3	0	0	12	1	0
871	Handbags & Flatgoods Silk & Veg	0	3	0	0	29	0
899	Other SLR Manufactures	16	143	165	45	108	202
Total		15,800	15,149	17,788	48,288	55,792	46,715

Source: Compiled from official statistics of the U.S. Department of Commerce.

Note.--A zero (0) indicates less than \$500 or 500 equivalent square yards. 1986 data for silk blends, linen, and ramie represent imports from August, when the data were first collected, through December, 1986.

U.S. general imports from ISRAEL by MFA categories, 1986-88

Category	Description	1986	1987	1988	1986	1987	1988
		1,000 equivalent square yards			1,000 dollars		
200	Cot or MMF Yarns, Sewing Thread	999	806	107	963	667	149
218	Cot or MMF Different Color Yarns	2	1	0	0	2	0
219	Cot or MMF Duck Fabric	0	0	111	0	2	70
220	Cot or MMF Special Weave Fabric	44	239	2	142	437	14
222	Cot or MMF Knit Fabric	404	3,510	5,902	190	1,646	2,779
223	Cot or MMF Non-woven Fabric	3,378	339	9,033	548	47	1,676
224	Cot or MMF Pile & Tufted Fabric	19	51	165	60	66	311
225	Cot or MMF Denim	0	344	0	0	611	0
229	Cot or MMF Special Purpose Fabric	558	2,120	887	334	714	208
239	Cot or MMF Apparel for Infants	548	465	352	1,742	1,899	1,354
300	Carded Cotton Yarn	0	12,136	2,847	0	3,796	1,025
301	Combed Cotton Yarn	0	252	0	0	69	0
313	Cotton Sheeting	51	25	9	53	38	43
314	Cotton Poplin & Broadcloth	13	231	0	31	162	0
315	Cotton Printcloth	0	131	0	0	98	0
317	Cotton Twills and Sateens	11	596	148	16	504	282
326	Cotton Sateens	0	11	155	0	19	307
332	Cotton Hosiery	0	102	0	0	154	0
333	Cotton Suit-type Coats, MB	27	1	1	82	10	7
334	Other Cotton Coats, MB	4	2	35	30	9	108
335	Cotton Coats, WGI	551	203	332	1,993	928	1,339
336	Cotton Dresses	250	311	184	726	791	608
337	Cotton Playsuits	844	604	462	1,302	1,365	1,407
338	Cotton Knit Shirts, MB	41	138	677	360	710	2,923
339	Cotton Knit Shirts, WGI	481	1,188	1,327	3,156	7,434	8,798
340	Cotton Non-knit Shirts, MB	243	249	97	478	554	198
341	Cotton Non-knit Shirts, WGI	317	1,022	222	1,548	4,538	1,232
342	Cotton Skirts	110	614	449	739	2,952	2,766
345	Cotton Sweaters	368	1,779	1,016	1,391	2,968	3,421
347	Cotton Trousers, MB	81	88	284	302	244	343
348	Cotton Trousers, WGI	559	834	1,095	2,287	3,076	4,308
349	Cotton Brassieres, etc.	0	0	0	0	2	4
350	Cotton Dressing Gowns	50	102	113	167	180	325
351	Cotton Nightwear	342	376	375	360	527	884
352	Cotton Underwear	4,999	5,227	9,967	6,229	6,054	11,688
359	Other Cotton Apparel	467	266	228	991	911	1,054
360	Cotton Pillowcases	892	733	411	1,172	1,224	597
361	Cotton Sheets	6,655	5,662	3,394	5,822	6,339	3,513
362	Cotton Bedspreads & Quilts	549	446	486	998	856	1,017
363	Cotton Pile Towels	487	703	461	3,133	4,460	2,621
369	Other Cotton Manufactures	713	560	1,014	658	516	850
400	Wool Tops & Yarn	79	0	0	102	0	2
410	Woolen & Worsted Fabric	41	43	107	141	175	451
414	Other Wool Fabrics	7	8	2	69	92	101
433	Wool Suit-type Coats, MB	66	3	7	669	35	103
434	Other Wool Coats, MB	51	212	87	261	721	381
435	Wool Coats, WGI	538	233	126	2,814	1,573	915
436	Wool Dresses	39	7	0	170	27	1
438	Wool Knit Shirts	3	1	33	55	11	392
440	Wool Non-knit Shirts	2	0	1	11	0	31
442	Wool Skirts	106	87	12	1,123	1,047	152
443	Wool Suits, MB	32	78	80	351	884	1,187
444	Wool Suits, WGI	8	6	1	79	55	75

U.S. general imports from ISRAEL by MFA categories, 1986-88

Category	Description	1,000 equivalent square yards			1,000 dollars		
		1986	1987	1988	1986	1987	1988
445	Wool Sweaters, MB	107	67	62	940	651	709
446	Wool Sweaters, WGI	68	128	3	789	1,474	85
447	Wool Trousers, MB	9	9	14	119	76	155
448	Wool Trousers, WGI	24	54	2	294	785	40
459	Other Wool Apparel	8	4	18	53	7	212
465	Wool Floor Coverings	92	72	21	1,795	2,708	794
469	Other Wool Manufactures	73	0	20	183	0	17
600	Textured Filament Yarns	1,612	4,501	6,153	875	2,933	3,994
604	Synthetic Staple Fiber Yarns	724	735	0	378	395	0
606	Non-textured Filament Yarns	29,003	14,980	13,476	4,637	2,926	2,590
611	Woven Fabrics of Artificial Staple	0	4	0	1	8	1
614	MMF Poplin and Broadcloth	0	0	0	0	3	0
615	MMF Printcloth	0	1	0	0	2	0
618	Woven Fabrics of C-F MMF Yarns	0	0	1	0	3	1
619	Woven Polyester Filament Fabrics	20	82	2	19	51	2
620	Other Woven Filament Fabrics	66	102	256	18	47	62
621	Impression fabric	201	0	2	155	0	9
624	MMF Fabric Mixed with Wool	0	9	1	0	27	4
625	MMF Poplin & Broadcloth	0	6	0	0	11	0
628	MMF Twills & Sateens	2	14	0	3	24	0
629	Other MMF Fabric	109	305	474	44	150	267
632	MMF Hosiery	7,060	4,501	3,709	5,490	3,551	3,397
633	MMF Suit-type Coats, MB	6	2	0	49	23	0
634	Other MMF Coats, MB	3	28	12	10	203	64
635	MMF Coats, WGI	791	302	486	655	1,091	2,786
636	MMF Dresses	125	222	66	607	962	278
637	MMF Playsuits	35	91	28	75	273	114
638	MMF Knit Shirts, MB	23	19	0	31	34	0
639	MMF Knit Shirts, WGI	412	378	48	500	448	421
640	MMF Non-knit Shirts, MB	5	1	139	14	3	252
641	MMF Non-knit Shirts, WGI	39	16	128	361	134	839
642	MMF Skirts	111	127	487	975	1,206	3,397
644	MMF Suits, WGI	34	2	2	89	15	25
645	MMF Sweaters, MB	247	306	196	352	467	309
646	MMF Sweaters, WGI	600	490	589	920	883	1,053
647	MMF Trousers, MB	30	0	0	28	0	0
648	MMF Trousers, WGI	206	144	137	431	600	1,016
649	MMF Brassieres etc.	1	35	0	23	237	6
650	MMF Dressing Gowns	41	80	78	267	517	658
651	MMF Nightwear	0	0	3	0	1	4
652	MMF Underwear	0	33	0	0	11	1
659	Other MMF Apparel	2,194	2,280	1,718	13,535	14,463	12,262
665	MMF Floor Coverings	85	14	0	957	138	0
666	Other MMF Furnishings	694	4,116	925	351	1,500	611
669	Other MMF Manufactures	1	4,168	6,871	2	682	1,290
670	MMF Flat Goods, etc.	44	24	51	62	39	100
800	SLR Yarn	9	0	0	8	0	0
810	SLR Fabric	0	6	0	0	31	0
831	SLR Gloves	0	5	0	0	2	0
835	SLR Coats, WGI	30	65	2	259	581	19
836	SLR Dresses	1	2	0	12	23	1
840	SLR Non-knit Shirts	0	0	1	1	2	10
842	SLR Skirts	0	0	2	0	2	22
845	Sweaters, Other Veg. Fibers	0	0	1	0	0	8

U.S. general imports from ISRAEL by MFA categories, 1986-88

Category	Description	1986	1987	1988	1986	1987	1988
		1,000 equivalent square yards			-----1,000 dollars-----		
847	SLR Trousers	5	26	1	66	333	18
851	SLR Nightwear	0	1	0	0	2	0
852	SLR Underwear	166	8	165	188	7	156
859	Other SLR Apparel	8	1	0	12	1	2
871	Handbags & Flatgoods Silk & Veg	0	0	0	0	0	0
899	Other SLR Manufactures	130	53	0	90	31	1
Total		71,282	81,766	79,157	80,569	102,978	100,080

Source: Compiled from official statistics of the U.S. Department of Commerce.

Note.--A zero (0) indicates less than \$500 or 500 equivalent square yards. 1986 data for silk blends, linen, and ramie represent imports from August, when the data were first collected, through December, 1986.

U.S. general imports from ITALY by MFA categories, 1986-88

Category	Description	1,000 equivalent square yards			1,000 dollars		
		1986	1987	1988	1986	1987	1988
200	Cot or MMF Yarns, Sewing Thread	1,674	574	360	2,352	1,109	893
201	Cot or MMF Specialty Yarns	43	253	55	56	86	65
218	Cot or MMF Different Color Yarns	520	982	604	2,317	3,734	2,540
219	Cot or MMF Duck Fabric	11	30	7	45	51	21
220	Cot or MMF Special Weave Fabric	11,395	14,169	13,512	27,687	37,129	39,255
222	Cot or MMF Knit Fabric	10,107	8,199	5,523	12,123	12,626	9,003
223	Cot or MMF Non-woven Fabric	108,660	5,190	6,562	7,848	1,254	2,021
224	Cot or MMF Pile & Tufted Fabric	430	244	178	1,643	1,157	982
225	Cot or MMF Denim	194	761	592	454	1,668	1,523
226	Cot or MMF Cheesecloth & Batistes	138	35	102	228	111	391
227	Cot or MMF Oxford Cloth	12	47	6	35	34	89
229	Cot or MMF Special Purpose Fabric	15,635	42,281	16,038	15,457	18,824	17,747
239	Cot or MMF Apparel for Infants	408	187	171	1,866	973	921
300	Carded Cotton Yarn	1,570	4,811	3,344	776	1,829	1,117
301	Combed Cotton Yarn	128	143	76	145	155	80
313	Cotton Sheeting	1,097	1,236	984	3,447	3,236	2,934
314	Cotton Poplin & Broadcloth	467	365	275	1,832	1,062	1,111
315	Cotton Printcloth	722	1,482	1,875	1,748	3,917	5,313
317	Cotton Twills and Sateens	334	431	325	1,312	2,120	1,873
326	Cotton Sateens	51	58	207	308	438	418
330	Cotton Handkerchiefs	34	20	15	339	346	383
331	Cotton Gloves & Mittens	52	12	24	35	16	46
332	Cotton Hosiery	449	337	291	1,327	1,387	1,303
333	Cotton Suit-type Coats, MB	136	136	113	1,838	1,804	1,552
334	Other Cotton Coats, MB	787	564	379	5,484	4,376	4,142
335	Cotton Coats, WGI	1,233	937	858	9,015	9,693	8,005
336	Cotton Dresses	2,075	1,746	965	9,294	11,036	7,097
337	Cotton Playsuits	352	224	86	1,623	2,300	685
338	Cotton Knit Shirts, MB	651	654	418	9,119	12,032	7,793
339	Cotton Knit Shirts, WGI	2,469	2,777	1,614	29,679	34,849	21,203
340	Cotton Non-knit Shirts, MB	2,118	2,359	1,627	19,381	19,119	17,338
341	Cotton Non-knit Shirts, WGI	856	460	427	10,147	6,654	5,178
342	Cotton Skirts	952	3,022	1,929	9,564	24,440	15,813
345	Cotton Sweaters	9,108	9,490	7,012	41,710	47,179	37,038
347	Cotton Trousers, MB	903	894	656	10,689	10,163	7,909
348	Cotton Trousers, WGI	4,146	3,096	1,499	25,887	24,268	12,078
349	Cotton Brassieres, etc.	16	12	13	122	223	257
350	Cotton Dressing Gowns	101	128	217	537	559	1,043
351	Cotton Nightwear	94	297	403	300	733	854
352	Cotton Underwear	2,652	1,772	1,737	3,730	3,307	2,451
353	Cotton Down-filled Coats, MB	3	1	0	109	18	8
354	Cotton Down-filled Coats, WGI	3	5	2	51	72	51
359	Other Cotton Apparel	2,049	1,299	1,420	9,940	7,338	9,143
360	Cotton Pillowcases	148	74	128	814	802	1,095
361	Cotton Sheets	652	312	412	1,323	1,127	1,522
362	Cotton Bedspreads & Quilts	54	175	81	425	701	670
363	Cotton Pile Towels	14	21	13	244	288	402
369	Other Cotton Manufactures	1,568	1,440	1,285	4,273	5,278	5,931
400	Wool Tops & Yarn	3,342	2,543	1,176	9,319	9,255	7,424
410	Woolen & Worsted Fabric	9,363	8,467	8,269	42,481	49,091	59,877
414	Other Wool Fabrics	677	642	461	3,261	4,207	3,190
431	Wool Gloves and Mittens	23	25	20	683	579	603
432	Wool Hosiery	57	43	42	769	684	597

U.S. general imports from ITALY by MFA categories, 1986-88

Category	Description	1986	1987	1988	1986	1987	1988
		1,000 equivalent square yards			1,000 dollars		
433	Wool Suit-type Coats, MB	790	662	591	21,942	21,874	21,479
434	Other Wool Coats, MB	670	648	420	11,746	13,095	10,826
435	Wool Coats, WGI	1,488	1,453	1,319	26,514	25,261	31,463
436	Wool Dresses	1,828	958	592	17,235	12,854	10,305
438	Wool Knit Shirts	423	386	229	6,923	6,263	4,495
440	Wool Non-knit Shirts	1,014	130	179	11,777	2,849	2,306
442	Wool Skirts	1,541	1,504	1,032	21,519	23,692	17,843
443	Wool Suits, MB	3,246	3,251	3,123	69,959	83,980	101,909
444	Wool Suits, WGI	405	274	145	8,603	7,114	8,975
445	Wool Sweaters, MB	4,613	3,295	2,872	43,285	41,692	41,991
446	Wool Sweaters, WGI	4,652	3,294	3,101	71,620	61,903	58,641
447	Wool Trousers, MB	1,438	1,468	1,865	24,988	26,865	30,692
448	Wool Trousers, WGI	1,171	944	803	14,612	11,777	13,355
459	Other Wool Apparel	1,638	1,016	866	20,584	16,274	18,415
464	Wool Blankets	40	21	48	390	228	393
465	Wool Floor Coverings	43	35	26	1,389	1,609	935
469	Other Wool Manufactures	213	185	166	1,030	1,146	1,103
600	Textured Filament Yarns	25,501	28,041	24,683	7,527	8,366	8,377
603	Artificial Staple Fiber Yarns	199	74	0	189	57	0
604	Synthetic Staple Fiber Yarns	37,850	39,672	9,369	14,141	16,411	4,718
606	Non-textured Filament Yarns	60,786	54,786	36,570	8,394	7,598	5,550
607	Other MMF Staple Yarns	950	92	143	1,150	197	357
611	Woven Fabrics of Artificial Staple	3,910	4,941	8,387	9,768	12,350	22,237
613	MMF Sheeting	640	574	428	1,708	1,373	1,203
614	MMF Poplin and Broadcloth	215	324	235	483	1,086	577
615	MMF Printcloth	16	102	232	32	205	106
617	MMF Twills and Sateens	426	431	245	1,139	874	779
618	Woven Fabrics of C-F MMF Yarns	959	919	1,661	2,596	2,895	5,250
619	Woven Polyester Filament Fabrics	5,229	3,765	3,160	5,222	4,190	3,402
620	Other Woven Filament Fabrics	2,997	2,438	2,193	5,948	5,185	5,413
621	Impression fabric	920	332	599	927	551	921
622	Glass Fiber Fabrics	561	42	58	50	39	39
624	MMF Fabric Mixed with Wool	68,677	40,119	42,645	88,854	65,579	74,320
625	MMF Poplin & Broadcloth	974	657	389	2,219	1,540	1,057
626	MMF Printcloth	92	120	395	166	152	259
627	MMF Sheeting	1,847	1,619	1,109	2,580	2,667	2,477
628	MMF Twills & Sateens	261	535	362	703	1,411	832
629	Other MMF Fabric	6,447	8,173	8,239	14,675	19,857	22,310
630	MMF Handkerchiefs	16	15	15	75	87	123
631	MMF Gloves	27	24	11	109	117	154
632	MMF Hosiery	1,135	512	353	1,884	1,362	1,295
633	MMF Suit-type Coats, MB	47	42	32	664	501	649
634	Other MMF Coats, MB	415	736	238	2,878	3,421	3,070
635	MMF Coats, WGI	557	357	854	4,900	4,044	5,065
636	MMF Dresses	1,122	606	393	5,863	4,594	4,365
637	MMF Playsuits	109	49	33	723	483	350
638	MMF Knit Shirts, MB	259	109	71	1,641	872	690
639	MMF Knit Shirts, WGI	437	109	74	3,231	1,512	898
640	MMF Non-knit Shirts, MB	190	185	250	1,612	1,818	2,946
641	MMF Non-knit Shirts, WGI	374	448	126	6,251	4,936	2,860
642	MMF Skirts	1,186	989	548	8,151	7,947	5,866
643	MMF Suits, MB	226	110	50	2,174	1,298	951
644	MMF Suits, WGI	247	105	53	1,821	1,310	1,281
645	MMF Sweaters, MB	3,831	2,244	1,359	7,807	6,147	5,015

U.S. general imports from ITALY by MFA categories, 1986-88

Category	Description	1,000 equivalent square yards			1,000 dollars		
		1986	1987	1988	1986	1987	1988
646	MMF Sweaters, WGI	6,296	1,290	726	18,736	4,585	2,891
647	MMF Trousers, MB	512	445	435	4,251	4,685	4,938
648	MMF Trousers, WGI	572	380	367	4,931	3,993	4,430
649	MMF Brassieres etc.	41	17	15	332	187	515
650	MMF Dressing Gowns	59	13	24	218	88	89
651	MMF Nightwear	47	74	24	110	110	101
652	MMF Underwear	203	259	215	510	396	1,216
653	MMF Down-filled Coats, MB	1	0	2	17	11	51
654	MMF Down-filled Coats, WGI	6	5	9	232	96	139
659	Other MMF Apparel	7,121	8,463	24,615	16,891	23,689	63,383
665	MMF Floor Coverings	329	411	315	2,268	3,298	2,462
666	Other MMF Furnishings	14,967	10,369	6,060	8,767	8,115	4,985
669	Other MMF Manufactures	435	15,987	7,222	460	2,946	2,852
670	MMF Flat Goods, etc.	665	339	513	6,177	3,048	9,343
800	SLR Yarn	219	47	150	450	90	86
810	SLR Fabric	1,419	3,422	2,656	7,966	18,200	14,623
831	SLR Gloves	0	0	0	4	5	3
832	SLR Hosiery	24	12	15	98	38	72
833	SLR Suit-type Coats, MB	50	174	203	1,126	5,221	4,386
834	Other SLR Coats, MB	16	90	111	384	2,178	2,912
835	SLR Coats, WGI	51	256	270	1,338	4,656	5,064
836	SLR Dresses	33	126	173	843	3,693	3,003
838	SLR Knit Shirts	2	14	16	97	623	688
840	SLR Non-knit Shirts	92	472	559	2,792	11,097	10,903
842	SLR Skirts	34	125	124	733	3,273	2,780
843	SLR Suits, MB	45	355	190	730	7,347	6,440
844	SLR Suits, WGI	19	59	15	847	1,870	980
845	Sweaters, Other Veg. Fibers	33	141	149	358	1,648	1,777
846	Sweaters, Silk Blends	13	21	21	200	524	407
847	SLR Trousers	103	500	404	2,692	11,253	9,790
850	SLR Robes	14	13	9	368	226	176
851	SLR Nightwear	20	9	6	201	143	134
852	SLR Underwear	11	57	10	51	249	61
858	SLR Neckties	756	450	304	9,128	7,106	5,143
859	Other SLR Apparel	293	504	333	1,531	5,193	3,179
863	SLR Towels	3	6	12	22	82	97
870	SLR Handbags and Flatgoods	44	13	5	301	78	17
871	Handbags & Flatgoods Silk & Veg	147	193	109	1,573	2,213	1,555
899	Other SLR Manufactures	357	410	659	323	603	943
Total		490,636	384,908	294,373	1,035,611	1,079,806	1,074,485

Source: Compiled from official statistics of the U.S. Department of Commerce.

Note.--A zero (0) indicates less than \$500 or 500 equivalent square yards. 1986 data for silk blends, linen, and ramie represent imports from August, when the data were first collected, through December, 1986.

U.S. general imports from JAMAICA by MFA categories, 1986-88

Cate- gory	Description	1986	1987	1988	1986	1987	1988
		1,000 equivalent square yards			1,000 dollars		
229	Cot or MMF Special Purpose Fabric	0	18	83	0	81	368
239	Cot or MMF Apparel for Infants	24	106	204	45	117	245
315	Cotton Printcloth	0	1	0	0	4	0
317	Cotton Twills and Sateens	0	0	0	1	0	2
331	Cotton Gloves & Mittens	2,103	890	818	738	343	430
333	Cotton Suit-type Coats, MB	31	0	0	61	0	0
334	Other Cotton Coats, MB	51	61	104	116	186	196
335	Cotton Coats, WGI	289	49	279	447	86	785
336	Cotton Dresses	45	182	963	117	278	1,482
337	Cotton Playsuits	213	83	25	226	150	58
338	Cotton Knit Shirts, MB	1,150	4,219	5,132	6,870	22,838	27,017
339	Cotton Knit Shirts, WGI	1,042	5,858	4,268	3,682	21,571	20,347
340	Cotton Non-knit Shirts, MB	4,255	5,766	6,131	6,660	10,304	14,176
341	Cotton Non-knit Shirts, WGI	4,184	5,888	3,621	13,273	19,515	11,536
342	Cotton Skirts	205	1,877	1,342	667	4,204	4,726
345	Cotton Sweaters	2,159	2,707	2,746	5,116	6,602	7,207
347	Cotton Trousers, MB	6,549	9,622	9,944	16,607	27,757	28,658
348	Cotton Trousers, WGI	3,574	7,322	10,339	7,397	13,857	22,275
349	Cotton Brassieres, etc.	5	8	67	30	29	178
350	Cotton Dressing Gowns	0	406	364	0	330	273
351	Cotton Nightwear	237	488	766	200	504	626
352	Cotton Underwear	4,052	7,547	15,277	2,511	4,602	14,439
359	Other Cotton Apparel	435	313	273	1,261	532	345
360	Cotton Pillowcases	0	0	0	0	0	0
361	Cotton Sheets	0	1	0	0	1	0
362	Cotton Bedspreads & Quilts	0	289	1,597	0	877	4,286
369	Other Cotton Manufactures	2	1	91	2	2	177
434	Other Wool Coats, MB	0	0	7	0	0	16
435	Wool Coats, WGI	83	143	8	387	636	27
436	Wool Dresses	35	11	37	101	40	107
438	Wool Knit Shirts	0	2	0	0	8	0
442	Wool Skirts	33	58	36	174	341	241
443	Wool Suits, MB	0	0	0	0	1	0
444	Wool Suits, WGI	19	0	48	119	0	363
445	Wool Sweaters, MB	322	334	109	1,475	1,663	603
446	Wool Sweaters, WGI	138	173	107	748	952	676
447	Wool Trousers, MB	48	143	139	409	1,115	1,043
448	Wool Trousers, WGI	6	0	0	34	1	0
459	Other Wool Apparel	3	0	0	12	1	0
632	MMF Hosiery	4,670	10,008	13,015	4,192	9,966	12,723
634	Other MMF Coats, MB	5	384	1,091	12	330	1,182
635	MMF Coats, WGI	629	520	448	504	525	286
636	MMF Dresses	1,243	1,921	1,444	1,694	3,386	2,687
637	MMF Playsuits	5	371	227	4	342	208
638	MMF Knit Shirts, MB	5	334	353	10	581	523
639	MMF Knit Shirts, WGI	167	73	321	282	181	310
640	MMF Non-knit Shirts, MB	1,334	1,032	372	1,975	838	260
641	MMF Non-knit Shirts, WGI	603	516	279	1,806	1,480	760
642	MMF Skirts	83	333	407	264	890	967
643	MMF Suits, MB	10	0	0	23	0	0
644	MMF Suits, WGI	56	24	23	199	117	116
645	MMF Sweaters, MB	309	437	525	387	538	791
646	MMF Sweaters, WGI	391	285	579	567	332	968

U.S. general imports from JAMAICA by MFA categories, 1986-88

Category	Description	1,000 equivalent square yards			1,000 dollars		
		1986	1987	1988	1986	1987	1988
647	MMF Trousers, MB	1,015	1,879	2,914	3,656	5,406	6,782
648	MMF Trousers, WGI	811	431	773	1,405	679	1,229
649	MMF Brassieres etc.	3,338	3,518	3,788	12,694	13,768	14,422
650	MMF Dressing Gowns	148	878	1,735	165	629	1,099
651	MMF Nightwear	1,461	2,688	2,871	514	910	1,478
652	MMF Underwear	773	1,930	1,106	557	940	626
659	Other MMF Apparel	464	622	97	476	786	131
669	Other MMF Manufactures	43	186	452	53	224	654
670	MMF Flat Goods, etc.	0	15	339	0	36	486
840	SLR Non-knit Shirts	1	0	0	15	1	0
842	SLR Skirts	0	22	7	0	83	12
845	Sweaters, Other Veg. Fibers	1	80	346	1	152	508
852	SLR Underwear	82	0	0	60	0	0
858	SLR Neckties	0	0	0	0	0	0
859	Other SLR Apparel	18	23	0	62	38	0
870	SLR Handbags and Flatgoods	0	0	0	1	0	0
Total		48,955	83,075	98,437	101,064	182,682	212,117

Source: Compiled from official statistics of the U.S. Department of Commerce.

Note.--A zero (0) indicates less than \$500 or 500 equivalent square yards. 1986 data for silk blends, linen, and ramie represent imports from August, when the data were first collected, through December, 1986.

U.S. general imports from JAPAN by MFA categories, 1986-88

Category	Description	1986	1987	1988	1986	1987	1988
		1,000 equivalent square yards			1,000 dollars		
200	Cot or MMF Yarns, Sewing Thread	692	470	254	1,730	978	578
201	Cot or MMF Specialty Yarns	8,564	5,710	3,272	4,112	3,594	3,738
218	Cot or MMF Different Color Yarns	29,358	27,969	16,923	39,128	46,076	39,160
219	Cot or MMF Duck Fabric	49	112	86	113	250	159
220	Cot or MMF Special Weave Fabric	16,936	8,428	5,222	26,280	16,873	13,158
222	Cot or MMF Knit Fabric	9,304	7,426	3,583	7,031	7,301	4,054
223	Cot or MMF Non-woven Fabric	25,040	16,464	8,537	38,864	23,572	11,683
224	Cot or MMF Pile & Tufted Fabric	3,173	3,490	2,611	7,399	8,420	6,891
225	Cot or MMF Denim	281	178	1	440	435	5
226	Cot or MMF Cheesecloth & Batistes	2,531	1,820	983	3,300	3,061	2,015
227	Cot or MMF Oxford Cloth	9,418	7,562	4,573	16,138	14,231	11,118
229	Cot or MMF Special Purpose Fabric	32,333	36,038	45,102	22,948	33,432	52,625
239	Cot or MMF Apparel for Infants	2,331	1,831	1,491	5,323	4,453	4,061
300	Carded Cotton Yarn	1,537	1,120	144	959	648	184
301	Combed Cotton Yarn	16,763	817	1,849	5,403	784	1,665
313	Cotton Sheeting	7,492	4,372	3,087	8,716	5,765	4,317
314	Cotton Poplin & Broadcloth	32,146	23,436	14,261	40,332	35,411	24,795
315	Cotton Printcloth	10,079	7,159	4,165	10,990	8,767	5,933
317	Cotton Twills and Sateens	5,733	4,052	2,472	8,830	7,590	5,819
326	Cotton Sateens	10,118	6,577	6,254	15,412	11,533	12,462
330	Cotton Handkerchiefs	316	162	82	915	552	396
331	Cotton Gloves & Mittens	2,700	3,466	1,927	1,676	2,200	1,394
332	Cotton Hosiery	738	300	457	2,507	1,520	3,020
333	Cotton Suit-type Coats, MB	459	187	30	3,662	1,655	329
334	Other Cotton Coats, MB	516	517	102	3,061	3,794	1,348
335	Cotton Coats, WGI	4,650	1,649	625	19,307	8,532	3,927
336	Cotton Dresses	863	309	154	3,380	1,803	944
337	Cotton Playsuits	2,326	2,111	1,194	2,971	2,572	1,813
338	Cotton Knit Shirts, MB	2,481	1,924	897	20,914	13,918	10,818
339	Cotton Knit Shirts, WGI	5,540	3,457	1,944	31,195	22,978	12,402
340	Cotton Non-knit Shirts, MB	611	306	176	2,216	2,219	1,488
341	Cotton Non-knit Shirts, WGI	1,859	458	145	10,558	2,766	1,437
342	Cotton Skirts	4,414	3,185	1,752	21,543	18,994	11,751
345	Cotton Sweaters	1,051	318	39	2,394	1,144	318
347	Cotton Trousers, MB	4,007	1,773	1,019	14,614	12,870	6,992
348	Cotton Trousers, WGI	22,206	18,779	9,201	80,800	71,613	36,328
349	Cotton Brassieres, etc.	19	9	1	67	40	9
350	Cotton Dressing Gowns	721	415	447	1,484	1,002	1,156
351	Cotton Nightwear	141	234	14	347	200	54
352	Cotton Underwear	831	711	465	1,928	2,141	1,755
353	Cotton Down-filled Coats, MB	1	0	0	8	0	0
354	Cotton Down-filled Coats, WGI	0	0	0	6	0	0
359	Other Cotton Apparel	2,352	1,283	893	6,537	4,360	4,684
360	Cotton Pillowcases	4	16	10	5	220	35
361	Cotton Sheets	32	27	47	51	49	95
362	Cotton Bedspreads & Quilts	292	179	526	1,610	1,314	6,642
363	Cotton Pile Towels	654	280	148	3,517	1,130	617
369	Other Cotton Manufactures	1,776	1,173	440	1,873	1,277	697
400	Wool Tops & Yarn	1,003	607	331	2,643	1,792	1,730
410	Woolen & Worsted Fabric	6,234	6,316	4,216	34,085	35,164	30,767
414	Other Wool Fabrics	79	145	306	585	969	2,489
431	Wool Gloves and Mittens	61	103	64	651	890	629
432	Wool Hosiery	166	225	183	1,366	2,419	2,247

U.S. general imports from JAPAN by MFA categories, 1986-88

Category	Description	1986	1987	1988	1986	1987	1988
		1,000 equivalent square yards			1,000 dollars		
433	Wool Suit-type Coats, MB	97	47	43	2,085	1,301	1,236
434	Other Wool Coats, MB	107	31	12	895	639	314
435	Wool Coats, WGI	1,395	914	292	8,145	7,272	3,560
436	Wool Dresses	28	20	13	348	339	230
438	Wool Knit Shirts	11	8	12	262	160	285
440	Wool Non-knit Shirts	9	7	3	146	110	74
442	Wool Skirts	368	279	120	4,008	3,357	1,607
443	Wool Suits, MB	180	173	254	3,749	4,264	6,536
444	Wool Suits, WGI	1,085	670	223	6,884	5,074	2,432
445	Wool Sweaters, MB	13	25	7	312	564	224
446	Wool Sweaters, WGI	69	29	8	1,213	558	358
447	Wool Trousers, MB	81	46	22	1,400	836	795
448	Wool Trousers, WGI	477	258	130	5,070	3,320	2,726
459	Other Wool Apparel	497	699	889	5,304	9,361	17,061
464	Wool Blankets	0	0	0	3	2	2
465	Wool Floor Coverings	102	102	57	3,389	2,460	1,326
469	Other Wool Manufactures	82	59	82	434	335	432
600	Textured Filament Yarns	2,474	4,114	69	1,474	2,441	145
603	Artificial Staple Fiber Yarns	1,503	1,769	1,701	1,120	1,516	1,547
604	Synthetic Staple Fiber Yarns	20,430	17,290	6,406	9,746	9,415	4,254
606	Non-textured Filament Yarns	76,978	59,772	46,445	11,878	10,011	9,831
607	Other MMF Staple Yarns	5,926	4,991	2,024	6,152	6,434	4,051
611	Woven Fabrics of Artificial Staple	37,083	19,180	10,432	46,188	27,802	18,357
613	MMF Sheeting	1,443	373	394	1,981	700	804
614	MMF Poplin and Broadcloth	4,092	3,791	1,674	4,530	5,058	3,131
615	MMF Printcloth	1,843	206	143	1,326	267	200
617	MMF Twills and Sateens	1,570	1,049	466	2,134	1,984	1,231
618	Woven Fabrics of C-F MMF Yarns	11,661	11,394	10,974	12,973	13,027	12,282
619	Woven Polyester Filament Fabrics	180,934	133,799	113,257	200,217	161,766	144,042
620	Other Woven Filament Fabrics	29,279	26,686	19,110	40,292	37,867	25,831
621	Impression fabric	26,677	6,864	2,333	32,888	8,712	5,059
622	Glass Fiber Fabrics	3,582	2,526	963	3,822	2,641	1,115
624	MMF Fabric Mixed with Wool	5,041	2,915	1,437	14,599	10,073	5,353
625	MMF Poplin & Broadcloth	8,797	6,830	8,126	10,527	11,405	15,018
626	MMF Printcloth	976	481	278	1,182	711	715
627	MMF Sheeting	188	143	144	287	258	402
628	MMF Twills & Sateens	1,892	1,705	557	2,757	1,945	1,342
629	Other MMF Fabric	7,287	4,747	1,782	12,040	7,903	3,955
630	MMF Handkerchiefs	30	31	10	73	134	68
631	MMF Gloves	1,812	2,103	2,206	3,213	4,170	4,871
632	MMF Hosiery	1,406	675	650	2,174	965	1,190
633	MMF Suit-type Coats, MB	14	8	9	195	112	95
634	Other MMF Coats, MB	1,289	542	385	4,891	3,907	4,381
635	MMF Coats, WGI	2,395	1,327	996	9,866	6,614	5,985
636	MMF Dresses	137	301	164	774	1,296	876
637	MMF Playsuits	218	1	9	271	14	32
638	MMF Knit Shirts, MB	141	182	10	566	577	101
639	MMF Knit Shirts, WGI	502	45	16	1,283	269	170
640	MMF Non-knit Shirts, MB	126	66	120	756	426	507
641	MMF Non-knit Shirts, WGI	4,494	1,352	443	23,080	7,700	2,567
642	MMF Skirts	3,424	3,018	1,548	18,331	19,616	10,640
643	MMF Suits, MB	22	30	0	144	102	6
644	MMF Suits, WGI	1,321	1,233	277	5,638	4,590	1,963
645	MMF Sweaters, MB	1,292	886	647	982	875	558

U.S. general imports from JAPAN by MFA categories, 1986-88

Category	Description	1986	1987	1988	1986	1987	1988
		1,000 equivalent square yards			1,000 dollars		
646	MMF Sweaters, WGI	3,432	2,902	1,181	3,154	2,512	925
647	MMF Trousers, MB	906	779	420	4,651	5,062	3,985
648	MMF Trousers, WGI	6,123	2,090	1,365	18,377	8,736	6,990
649	MMF Brassieres etc.	106	35	17	854	188	181
650	MMF Dressing Gowns	308	233	292	780	689	519
651	MMF Nightwear	158	45	23	214	73	63
652	MMF Underwear	211	149	8	670	507	58
653	MMF Down-filled Coats, MB	2	0	0	33	1	1
654	MMF Down-filled Coats, WGI	3	0	0	58	0	0
659	Other MMF Apparel	23,079	19,896	18,126	24,433	24,121	26,089
665	MMF Floor Coverings	3,999	2,049	1,465	23,081	16,037	11,717
666	Other MMF Furnishings	11,087	8,042	7,112	5,072	4,003	6,070
669	Other MMF Manufactures	723	7,538	4,432	1,632	8,999	5,428
670	MMF Flat Goods, etc.	538	333	170	1,391	2,588	1,153
800	SLR Yarn	14	11	23	11	9	13
810	SLR Fabric	941	1,463	685	2,526	3,813	2,087
831	SLR Gloves	0	22	0	1	25	1
832	SLR Hosiery	18	3	0	49	15	1
833	SLR Suit-type Coats, MB	1	12	7	14	264	148
834	Other SLR Coats, MB	1	24	3	5	342	33
835	SLR Coats, WGI	101	98	18	594	633	158
836	SLR Dresses	10	16	8	17	100	61
838	SLR Knit Shirts	0	0	3	5	16	62
840	SLR Non-knit Shirts	4	15	5	73	199	124
842	SLR Skirts	28	60	10	205	706	67
843	SLR Suits, MB	10	5	4	102	131	91
844	SLR Suits, WGI	10	27	7	115	326	94
845	Sweaters, Other Veg. Fibers	103	283	44	295	1,001	221
846	Sweaters, Silk Blends	18	781	441	77	2,623	1,723
847	SLR Trousers	15	63	59	93	565	333
850	SLR Robes	6	58	8	8	69	13
851	SLR Nightwear	3	5	0	2	4	0
852	SLR Underwear	8	0	1	18	1	1
858	SLR Neckties	9	3	3	208	76	112
859	Other SLR Apparel	190	351	226	1,526	2,224	1,209
863	SLR Towels	2	2	0	2	2	1
870	SLR Handbags and Flatgoods	14	2	23	144	35	15
871	Handbags & Flatgoods Silk & Veg	1	1	1	4	9	5
899	Other SLR Manufactures	71	7,887	2,707	167	750	715
Total		798,120	596,725	429,978	1,166,579	955,975	755,080

Source: Compiled from official statistics of the U.S. Department of Commerce.

Note.--A zero (0) indicates less than \$500 or 500 equivalent square yards. 1986 data for silk blends, linen, and ramie represent imports from August, when the data were first collected, through December, 1986.

U.S. general imports from KOREA by MFA categories, 1986-88

Category	Description	1986	1987	1988	1986	1987	1988
		1,000 equivalent square yards			-----1,000 dollars-----		
200	Cot or MMF Yarns, Sewing Thread	2,073	2,376	1,910	1,516	2,387	2,107
201	Cot or MMF Specialty Yarns	9,430	7,301	5,519	2,461	1,886	1,479
218	Cot or MMF Different Color Yarns	10,673	7,569	4,415	7,416	6,260	4,164
219	Cot or MMF Duck Fabric	7,590	7,820	4,964	3,259	3,762	2,926
220	Cot or MMF Special Weave Fabric	4,397	3,190	2,403	4,368	4,545	2,713
222	Cot or MMF Knit Fabric	11,213	5,271	5,231	3,761	2,605	3,017
223	Cot or MMF Non-woven Fabric	277	72	76	134	58	50
224	Cot or MMF Pile & Tufted Fabric	1,966	2,926	1,423	3,234	6,514	4,089
225	Cot or MMF Denim	103	351	0	99	607	0
226	Cot or MMF Cheesecloth & Batistes	638	1,208	393	340	659	160
227	Cot or MMF Oxford Cloth	363	147	35	395	197	78
229	Cot or MMF Special Purpose Fabric	51,932	30,253	26,977	12,212	14,465	17,604
239	Cot or MMF Apparel for Infants	1,715	1,250	1,288	2,938	2,542	3,230
300	Carded Cotton Yarn	2	267	1	2	94	0
301	Combed Cotton Yarn	22,442	20,102	25,767	6,551	6,622	8,964
313	Cotton Sheeting	50,320	48,279	33,297	24,344	27,303	18,027
314	Cotton Poplin & Broadcloth	25,283	17,989	16,643	9,402	8,243	8,038
315	Cotton Printcloth	23,596	21,832	4,269	11,372	11,045	2,536
317	Cotton Twills and Sateens	15,269	15,629	12,979	7,737	10,122	9,426
326	Cotton Sateens	2,044	922	2,111	2,172	1,247	2,881
330	Cotton Handkerchiefs	449	250	51	351	379	126
331	Cotton Gloves & Mittens	1,775	973	841	1,672	817	933
332	Cotton Hosiery	3,406	2,164	3,322	3,882	3,936	5,858
333	Cotton Suit-type Coats, MB	384	567	466	2,786	4,312	4,080
334	Other Cotton Coats, MB	2,330	2,331	2,311	11,359	13,449	17,028
335	Cotton Coats, WGI	2,686	3,676	2,769	12,615	21,538	18,793
336	Cotton Dresses	1,523	2,026	1,558	6,559	10,437	8,031
337	Cotton Playsuits	1,221	644	798	1,810	1,315	1,929
338	Cotton Knit Shirts, MB	4,097	4,348	3,204	35,882	48,034	37,538
339	Cotton Knit Shirts, WGI	1,737	1,625	1,437	15,020	17,409	17,097
340	Cotton Non-knit Shirts, MB	5,648	5,835	6,122	15,698	19,013	23,163
341	Cotton Non-knit Shirts, WGI	1,750	2,099	1,273	10,367	15,239	9,555
342	Cotton Skirts	1,420	1,535	965	7,935	10,881	7,655
345	Cotton Sweaters	3,515	2,386	2,771	10,525	10,026	14,341
347	Cotton Trousers, MB	3,488	3,000	2,738	16,390	17,784	18,311
348	Cotton Trousers, WGI	2,899	3,145	2,253	14,162	18,013	15,234
349	Cotton Brassieres, etc.	37	27	5	126	97	24
350	Cotton Dressing Gowns	573	301	142	864	773	377
351	Cotton Nightwear	6,062	4,911	5,103	6,073	6,523	8,633
352	Cotton Underwear	1,500	1,372	1,357	1,182	1,449	1,769
353	Cotton Down-filled Coats, MB	920	1,378	1,394	5,984	9,916	11,898
354	Cotton Down-filled Coats, WGI	1,508	2,384	1,016	8,802	16,322	8,343
359	Other Cotton Apparel	37,756	40,870	37,842	42,705	51,543	52,302
360	Cotton Pillowcases	111	48	1	278	132	1
361	Cotton Sheets	4	2	1	5	3	1
362	Cotton Bedspreads & Quilts	128	7	5	779	23	72
363	Cotton Pile Towels	1,175	424	174	3,078	3,289	1,097
369	Other Cotton Manufactures	11,399	6,288	1,988	5,702	4,339	1,932
400	Wool Tops & Yarn	4	0	0	13	0	0
410	Woolen & Worsted Fabric	3,953	4,758	3,318	13,984	18,488	18,274
414	Other Wool Fabrics	1	1	0	5	28	1
431	Wool Gloves and Mittens	26	0	0	271	0	0
432	Wool Hosiery	27	12	22	92	46	300

U.S. general imports from KOREA by MFA categories, 1986-88

Category	Description	1986	1987	1988	1986	1987	1988
		1,000 equivalent square yards			1,000 dollars		
433	Wool Suit-type Coats, MB	441	498	492	6,326	7,490	8,639
434	Other Wool Coats, MB	246	239	192	2,598	2,691	2,829
435	Wool Coats, WGI	1,794	1,632	1,921	9,544	11,785	15,095
436	Wool Dresses	635	592	420	3,550	4,103	3,283
438	Wool Knit Shirts	764	646	463	3,342	3,629	2,811
440	Wool Non-knit Shirts	4,029	4,035	4,110	13,189	13,131	13,279
442	Wool Skirts	899	768	751	9,264	9,693	9,236
443	Wool Suits, MB	1,518	1,771	1,537	18,184	19,690	22,893
444	Wool Suits, WGI	229	252	196	1,737	1,905	2,140
445	Wool Sweaters, MB	232	301	88	1,710	2,402	907
446	Wool Sweaters, WGI	470	478	441	4,260	5,455	5,877
447	Wool Trousers, MB	1,502	1,643	1,516	17,403	18,882	20,866
448	Wool Trousers, WGI	513	551	553	5,704	7,041	8,438
459	Other Wool Apparel	2,309	2,192	2,482	6,253	7,222	10,015
465	Wool Floor Coverings	36	20	27	472	386	411
469	Other Wool Manufactures	34	4	98	177	47	78
600	Textured Filament Yarns	1	0	0	1	0	0
604	Synthetic Staple Fiber Yarns	2,433	1,479	1,100	998	683	527
606	Non-textured Filament Yarns	6,894	3,702	1,497	827	482	251
607	Other MMF Staple Yarns	10,977	6,905	5,578	3,912	2,848	2,467
611	Woven Fabrics of Artificial Staple	2,299	2,839	3,160	2,889	3,453	4,151
613	MMF Sheeting	1,751	1,098	2,839	1,004	919	2,589
614	MMF Poplin and Broadcloth	3,625	2,890	1,704	2,348	2,196	1,821
615	MMF Printcloth	345	882	54	262	545	73
617	MMF Twills and Sateens	4,484	3,785	2,845	2,274	2,356	1,973
618	Woven Fabrics of C-F MMF Yarns	1,661	968	839	2,315	1,381	1,338
619	Woven Polyester Filament Fabrics	110,670	112,002	135,370	140,972	141,105	170,712
620	Other Woven Filament Fabrics	7,074	7,769	10,086	9,402	9,522	14,263
621	Impression fabric	56	29	0	48	25	0
622	Glass Fiber Fabrics	0	110	226	0	234	588
624	MMF Fabric Mixed with Wool	5,220	7,459	7,027	12,857	19,258	23,247
625	MMF Poplin & Broadcloth	5,554	5,324	10,220	6,753	7,782	16,268
626	MMF Printcloth	2,342	388	68	1,088	516	103
627	MMF Sheeting	19	100	174	20	145	239
628	MMF Twills & Sateens	478	49	15	154	54	22
629	Other MMF Fabric	4,402	3,835	1,729	5,338	5,403	2,508
630	MMF Handkerchiefs	1,514	1,294	1,150	1,550	1,407	1,224
631	MMF Gloves	664	656	797	814	895	1,219
632	MMF Hosiery	8,180	7,709	6,081	8,536	8,786	8,656
633	MMF Suit-type Coats, MB	3,507	4,015	3,474	25,502	31,793	33,587
634	Other MMF Coats, MB	31,428	33,421	31,751	94,616	103,803	133,104
635	MMF Coats, WGI	27,630	24,069	25,712	91,457	101,171	125,233
636	MMF Dresses	10,792	11,767	8,996	47,440	58,630	52,045
637	MMF Playsuits	745	335	208	1,297	637	652
638	MMF Knit Shirts, MB	66,527	55,684	45,861	134,069	158,813	140,089
639	MMF Knit Shirts, WGI	38,390	36,653	32,430	102,947	137,212	115,897
640	MMF Non-knit Shirts, MB	138,039	144,407	136,712	243,539	260,319	252,675
641	MMF Non-knit Shirts, WGI	15,866	13,825	15,693	96,406	93,072	102,374
642	MMF Skirts	1,561	1,508	1,681	9,990	12,360	14,389
643	MMF Suits, MB	3,735	3,571	3,317	29,355	29,217	31,899
644	MMF Suits, WGI	5,606	4,868	4,865	22,786	23,278	27,055
645	MMF Sweaters, MB	32,722	44,289	51,827	60,160	96,584	115,616
646	MMF Sweaters, WGI	90,802	79,270	74,725	174,559	180,177	167,401
647	MMF Trousers, MB	15,132	17,723	12,059	41,839	61,909	55,078

U.S. general imports from KOREA by MFA categories, 1986-88

Cate- gory	Description	1986	1987	1988	1986	1987	1988
		1,000 equivalent square yards			1,000 dollars		
648	MMF Trousers, WGI	7,163	6,090	7,019	21,759	25,212	33,429
649	MMF Brassieres etc.	2,272	1,969	1,425	7,052	7,598	6,889
650	MMF Dressing Gowns	714	396	837	1,368	711	2,440
651	MMF Nightwear	1,533	2,405	2,319	1,921	3,786	4,307
652	MMF Underwear	1,075	1,178	802	1,518	2,352	2,533
653	MMF Down-filled Coats, MB	2,073	2,076	2,749	12,329	13,345	22,409
654	MMF Down-filled Coats, WGI	2,778	3,106	2,696	15,877	17,951	18,277
659	Other MMF Apparel	85,140	81,867	71,592	55,019	59,913	63,749
665	MMF Floor Coverings	231	205	257	4,948	4,691	5,770
666	Other MMF Furnishings	14,311	11,154	13,592	5,752	5,751	6,238
669	Other MMF Manufactures	66,690	93,332	87,521	15,767	30,453	33,671
670	MMF Flat Goods, etc.	53,334	53,664	45,795	80,272	92,281	92,851
800	SLR Yarn	0	4	0	0	5	0
810	SLR Fabric	183	740	1,055	471	1,549	2,729
831	SLR Gloves	7	0	0	14	0	0
832	SLR Hosiery	10	6	0	74	32	0
833	SLR Suit-type Coats, MB	91	136	358	804	1,534	3,218
834	Other SLR Coats, MB	5	54	70	45	408	596
835	SLR Coats, WGI	826	791	1,043	2,719	4,998	7,456
836	SLR Dresses	651	865	1,405	2,002	5,593	8,453
838	SLR Knit Shirts	76	39	53	469	323	188
840	SLR Non-knit Shirts	527	1,448	1,808	3,993	7,994	12,147
842	SLR Skirts	719	1,523	944	3,660	9,562	6,613
843	SLR Suits, MB	21	42	31	204	527	557
844	SLR Suits, WGI	99	74	125	424	477	1,349
845	Sweaters, Other Veg. Fibers	51,324	87,142	50,103	105,700	222,066	138,411
846	Sweaters, Silk Blends	5,923	31,663	17,117	9,118	57,984	33,920
847	SLR Trousers	229	561	734	1,690	5,264	7,114
850	SLR Robes	12	54	65	76	205	196
851	SLR Nightwear	7	7	42	13	19	65
852	SLR Underwear	6	3	0	3	22	0
858	SLR Neckties	0	5	1	3	38	6
859	Other SLR Apparel	805	154	60	1,309	432	159
870	SLR Handbags and Flatgoods	7,753	10,508	6,230	10,767	11,944	6,786
871	Handbags & Flatgoods Silk & Veg	163	588	326	436	1,745	905
899	Other SLR Manufactures	0	19	11	0	15	6
Total		1,330,363	1,350,302	1,210,295	2,212,282	2,708,020	2,669,750

Source: Compiled from official statistics of the U.S. Department of Commerce.

Note.--A zero (0) indicates less than \$500 or 500 equivalent square yards. 1986 data for silk blends, linen, and ramie represent imports from August, when the data were first collected, through December, 1986.

U.S. general imports from MACAU by MFA categories, 1986-88

Cate- gory	Description	1986	1987	1988	1986	1987	1988
		1,000 equivalent square yards			1,000 dollars		
218	Cot or MMF Different Color Yarns	0	8	0	0	6	0
222	Cot or MMF Knit Fabric	23	1	73	8	1	43
224	Cot or MMF Pile & Tufted Fabric	2	0	0	5	0	0
225	Cot or MMF Denim	0	20	79	0	31	109
229	Cot or MMF Special Purpose Fabric	0	2	1	0	15	2
239	Cot or MMF Apparel for Infants	47	80	351	149	170	538
300	Carded Cotton Yarn	1	0	0	2	0	0
313	Cotton Sheeting	3	58	118	2	32	53
317	Cotton Twills and Sateens	0	167	10	0	240	20
326	Cotton Sateens	0	0	0	7	0	0
330	Cotton Handkerchiefs	53	36	37	35	24	26
331	Cotton Gloves & Mittens	657	637	837	696	560	821
333	Cotton Suit-type Coats, MB	17	4	20	50	13	120
334	Other Cotton Coats, MB	3,041	3,354	3,155	9,100	11,833	14,173
335	Cotton Coats, WGI	2,297	2,970	2,715	6,387	10,791	12,121
336	Cotton Dresses	774	745	1,071	1,393	2,208	3,308
337	Cotton Playsuits	512	572	644	587	717	804
338	Cotton Knit Shirts, MB	1,485	1,353	1,432	11,388	15,149	18,181
339	Cotton Knit Shirts, WGI	5,874	5,703	6,051	38,863	57,550	60,508
340	Cotton Non-knit Shirts, MB	4,137	3,878	4,539	11,025	12,692	16,834
341	Cotton Non-knit Shirts, WGI	1,432	1,706	1,198	6,276	8,767	5,994
342	Cotton Skirts	724	795	557	3,469	5,995	3,763
345	Cotton Sweaters	837	1,090	1,284	3,055	5,819	6,374
347	Cotton Trousers, MB	2,718	3,232	3,824	11,358	15,622	20,404
348	Cotton Trousers, WGI	4,730	4,612	4,785	17,908	20,506	24,926
349	Cotton Brassieres, etc.	84	55	274	131	88	479
350	Cotton Dressing Gowns	638	580	408	664	1,068	831
351	Cotton Nightwear	423	668	751	432	576	983
352	Cotton Underwear	299	503	780	160	340	508
359	Other Cotton Apparel	610	729	603	980	1,302	1,055
363	Cotton Pile Towels	9	0	0	98	0	0
369	Other Cotton Manufactures	76	100	158	71	98	166
400	Wool Tops & Yarn	1	0	0	3	0	0
414	Other Wool Fabrics	3	0	1	14	4	7
431	Wool Gloves and Mittens	38	18	17	243	106	116
433	Wool Suit-type Coats, MB	0	0	2	0	0	15
434	Other Wool Coats, MB	75	83	104	222	265	411
435	Wool Coats, WGI	70	68	70	317	434	484
436	Wool Dresses	79	49	15	335	236	95
438	Wool Knit Shirts	58	69	87	393	484	675
440	Wool Non-knit Shirts	1	0	0	2	0	0
442	Wool Skirts	68	123	70	637	1,205	733
443	Wool Suits, MB	0	0	0	1	0	0
444	Wool Suits, WGI	17	22	5	109	157	49
445	Wool Sweaters, MB	837	659	655	5,853	5,073	5,147
446	Wool Sweaters, WGI	311	335	542	2,919	3,243	5,432
447	Wool Trousers, MB	0	14	6	0	116	61
448	Wool Trousers, WGI	39	35	23	308	324	286
459	Other Wool Apparel	17	3	0	53	42	0
464	Wool Blankets	0	0	0	1	0	0
465	Wool Floor Coverings	9	0	0	157	14	1
469	Other Wool Manufactures	0	0	0	7	0	0
600	Textured Filament Yarns	86	0	0	61	0	0

C-85

U.S. general imports from MACAU by MFA categories, 1986-88

Category	Description	1,000 equivalent square yards			1,000 dollars		
		1986	1987	1988	1986	1987	1988
607	Other MMF Staple Yarns	1	0	0	1	0	0
631	MMF Gloves	568	603	626	764	710	846
633	MMF Suit-type Coats, MB	22	0	17	35	0	67
634	Other MMF Coats, MB	3,684	3,120	4,016	7,135	6,960	11,424
635	MMF Coats, WGI	6,006	6,735	7,928	11,168	17,149	22,028
636	MMF Dresses	632	633	732	1,109	1,733	2,179
637	MMF Playsuits	94	343	94	138	354	114
638	MMF Knit Shirts, MB	4,126	4,858	3,550	7,874	14,283	9,752
639	MMF Knit Shirts, WGI	5,284	6,036	5,450	12,575	19,921	18,689
640	MMF Non-knit Shirts, MB	1,402	1,252	1,044	2,578	2,652	2,777
641	MMF Non-knit Shirts, WGI	1,441	1,264	1,679	6,032	6,349	9,061
642	MMF Skirts	583	872	720	2,392	5,366	3,708
644	MMF Suits, WGI	11	0	0	17	1	0
645	MMF Sweaters, MB	819	837	1,847	1,383	1,644	3,486
646	MMF Sweaters, WGI	4,478	3,615	3,134	8,420	8,273	6,861
647	MMF Trousers, MB	2,084	1,919	2,746	4,235	5,483	8,863
648	MMF Trousers, WGI	2,722	2,072	2,231	5,135	5,938	6,967
649	MMF Brassieres etc.	443	543	702	1,471	1,780	2,439
650	MMF Dressing Gowns	107	25	51	169	49	129
651	MMF Nightwear	320	262	592	414	397	940
652	MMF Underwear	210	496	1,165	91	188	338
659	Other MMF Apparel	1,130	1,161	814	1,064	1,026	846
666	Other MMF Furnishings	3	0	0	2	0	0
669	Other MMF Manufactures	0	16	0	0	11	0
670	MMF Flat Goods, etc.	247	455	188	871	1,455	848
810	SLR Fabric	0	2	0	0	6	0
834	Other SLR Coats, MB	0	15	0	2	38	0
835	SLR Coats, WGI	119	22	10	319	65	98
836	SLR Dresses	102	28	7	155	122	38
838	SLR Knit Shirts	17	61	38	110	334	174
840	SLR Non-knit Shirts	70	126	131	91	203	486
842	SLR Skirts	58	244	62	244	1,219	341
843	SLR Suits, MB	0	10	0	0	35	0
845	Sweaters, Other Veg. Fibers	3,246	7,458	5,995	7,696	23,692	18,072
846	Sweaters, Silk Blends	35	206	436	119	607	2,138
847	SLR Trousers	286	105	31	1,015	402	161
850	SLR Robes	5	0	0	7	0	0
852	SLR Underwear	4	6	0	13	12	0
859	Other SLR Apparel	102	32	0	144	49	0
871	Handbags & Flatgoods Silk & Veg	1	0	0	2	0	0
Total		73,678	80,567	83,388	220,922	312,424	340,529

Source: Compiled from official statistics of the U.S. Department of Commerce.

Note.--A zero (0) indicates less than \$500 or 500 equivalent square yards. 1986 data for silk blends, linen, and ramie represent imports from August, when the data were first collected, through December, 1986.

U.S. general imports from MALAYSIA by MFA categories, 1986-88

Category	Description	1986	1987	1988	1986	1987	1988
		1,000 equivalent square yards			-----1,000 dollars-----		
200	Cot or MMF Yarns, Sewing Thread	1,950	1,033	931	1,245	760	582
201	Cot or MMF Specialty Yarns	21	0	0	14	0	0
218	Cot or MMF Different Color Yarns	574	2,617	1,558	374	1,846	1,243
219	Cot or MMF Duck Fabric	0	158	0	0	82	2
220	Cot or MMF Special Weave Fabric	1,096	948	192	566	507	137
222	Cot or MMF Knit Fabric	0	294	1,049	0	123	527
225	Cot or MMF Denim	60	0	0	68	0	0
226	Cot or MMF Cheesecloth & Batistes	1,995	883	5,130	783	497	2,419
227	Cot or MMF Oxford Cloth	0	83	0	0	36	0
229	Cot or MMF Special Purpose Fabric	14	320	613	17	79	163
239	Cot or MMF Apparel for Infants	295	529	470	654	1,073	1,363
300	Carded Cotton Yarn	2,349	6,576	3,090	543	1,764	961
301	Combed Cotton Yarn	5,753	8,803	8,712	1,556	2,928	3,111
313	Cotton Sheeting	11,482	13,969	7,159	4,932	6,972	3,231
314	Cotton Poplin & Broadcloth	18,852	17,328	14,473	7,074	7,550	7,542
315	Cotton Printcloth	12,895	8,112	4,480	4,153	3,169	1,825
317	Cotton Twills and Sateens	2,754	2,286	2,864	1,927	1,683	2,172
326	Cotton Sateens	415	591	640	397	577	566
330	Cotton Handkerchiefs	16	175	184	78	621	718
331	Cotton Gloves & Mittens	2,701	1,606	3,169	1,006	593	1,163
332	Cotton Hosiery	76	162	299	101	253	481
333	Cotton Suit-type Coats, MB	27	11	28	79	25	104
334	Other Cotton Coats, MB	1,992	2,011	2,274	5,311	7,458	10,202
335	Cotton Coats, WGI	1,735	2,110	2,386	4,649	7,951	10,080
336	Cotton Dresses	1,614	2,366	4,017	2,695	4,705	7,808
337	Cotton Playsuits	2,463	2,461	3,281	2,609	3,405	5,803
338	Cotton Knit Shirts, MB	2,250	2,581	3,164	15,345	22,728	28,449
339	Cotton Knit Shirts, WGI	1,491	1,411	1,332	6,643	9,581	10,893
340	Cotton Non-knit Shirts, MB	9,521	12,537	16,618	22,461	35,536	59,904
341	Cotton Non-knit Shirts, WGI	3,572	3,946	3,452	12,676	17,917	16,136
342	Cotton Skirts	2,732	2,176	2,253	9,867	11,319	12,432
345	Cotton Sweaters	3,162	2,681	3,335	8,563	9,088	11,693
347	Cotton Trousers, MB	2,645	2,600	2,456	8,743	10,909	11,487
348	Cotton Trousers, WGI	2,126	1,322	1,963	7,919	6,333	10,294
349	Cotton Brassieres, etc.	0	0	1	0	0	5
350	Cotton Dressing Gowns	591	133	2	443	114	7
351	Cotton Nightwear	3,459	1,178	3,220	2,906	1,111	3,025
352	Cotton Underwear	641	2,526	992	1,056	1,682	721
359	Other Cotton Apparel	1,151	4,492	2,045	1,420	6,401	3,538
363	Cotton Pile Towels	1,264	1,382	1,499	986	1,209	1,348
369	Other Cotton Manufactures	799	3,120	2,624	321	752	1,102
431	Wool Gloves and Mittens	0	0	0	0	1	0
432	Wool Hosiery	0	1	4	2	4	24
434	Other Wool Coats, MB	274	318	104	970	1,442	534
435	Wool Coats, WGI	413	602	267	1,749	2,698	1,099
436	Wool Dresses	44	22	0	164	130	0
438	Wool Knit Shirts	0	0	45	0	0	315
440	Wool Non-knit Shirts	0	0	2	0	0	48
442	Wool Skirts	530	196	169	2,808	1,574	1,454
444	Wool Suits, WGI	103	107	18	523	607	108
445	Wool Sweaters, MB	253	204	182	1,365	1,410	1,342
446	Wool Sweaters, WGI	84	101	61	505	739	482
447	Wool Trousers, MB	0	26	8	0	221	131

U.S. general imports from the MALDIVES by MFA categories, 1986-88

Category	Description	1,000 equivalent square yards			-----1,000 dollars-----		
		1986	1987	1988	1986	1987	1988
317	Cotton Twills and Sateens	1	0	0	0	0	0
334	Other Cotton Coats, MB	3	0	0	14	0	0
335	Cotton Coats, WGI	1,187	300	330	1,159	316	397
336	Cotton Dresses	0	34	81	0	57	172
337	Cotton Playsuits	0	70	0	0	101	0
338	Cotton Knit Shirts, MB	0	0	32	0	0	329
339	Cotton Knit Shirts, WGI	0	169	428	0	679	2,679
340	Cotton Non-knit Shirts, MB	1,038	1,340	411	1,508	1,872	573
341	Cotton Non-knit Shirts, WGI	1,183	1,438	508	3,064	4,267	1,874
342	Cotton Skirts	16	44	254	57	96	614
345	Cotton Sweaters	281	145	251	428	241	373
347	Cotton Trousers, MB	182	583	27	306	1,123	35
348	Cotton Trousers, WGI	307	334	1,347	448	506	2,847
351	Cotton Nightwear	0	0	56	0	0	60
359	Other Cotton Apparel	29	28	14	41	46	33
363	Cotton Pile Towels	0	29	22	0	31	24
438	Wool Knit Shirts	0	0	0	0	0	0
442	Wool Skirts	0	3	1	0	10	8
445	Wool Sweaters, MB	12	117	6	57	438	19
446	Wool Sweaters, WGI	13	49	0	46	204	0
448	Wool Trousers, WGI	0	0	1	0	0	9
634	Other MMF Coats, MB	0	26	0	0	33	0
636	MMF Dresses	48	91	0	41	78	0
637	MMF Playsuits	7	0	0	17	0	0
640	MMF Non-knit Shirts, MB	0	55	0	0	89	0
641	MMF Non-knit Shirts, WGI	62	33	50	103	85	147
642	MMF Skirts	10	47	137	42	148	372
645	MMF Sweaters, MB	0	57	0	0	89	0
646	MMF Sweaters, WGI	1,139	221	642	1,564	263	889
647	MMF Trousers, MB	0	12	1	0	25	2
648	MMF Trousers, WGI	59	44	30	40	70	56
659	Other MMF Apparel	0	0	6	0	0	9
840	SLR Non-knit Shirts	0	16	0	0	83	0
Total		5,576	5,287	4,636	8,936	10,952	11,522

Source: Compiled from official statistics of the U.S. Department of Commerce.

Note.--A zero (0) indicates less than \$500 or 500 equivalent square yards. 1986 data for silk blends, linen, and ramie represent imports from August, when the data were first collected, through December, 1986.

U.S. general imports from MAURITIUS by MFA categories, 1986-88

Category	Description	1986	1987	1988	1986	1987	1988
		1,000 equivalent square yards			1,000 dollars		
200	Cot or MMF Yarns, Sewing Thread	0	2	0	0	5	1
201	Cot or MMF Specialty Yarns	4	0	0	26	0	0
220	Cot or MMF Special Weave Fabric	0	24	0	0	74	0
222	Cot or MMF Knit Fabric	0	0	39	0	0	25
223	Cot or MMF Non-woven Fabric	37	0	0	5	0	0
229	Cot or MMF Special Purpose Fabric	7	0	727	98	0	240
300	Carded Cotton Yarn	181	0	0	56	0	0
313	Cotton Sheeting	0	46	1	0	62	1
331	Cotton Gloves & Mittens	876	175	0	333	61	0
333	Cotton Suit-type Coats, MB	26	28	5	85	94	18
334	Other Cotton Coats, MB	297	193	1,828	810	385	4,382
335	Cotton Coats, WGI	1,635	2,215	711	3,016	4,450	1,932
336	Cotton Dresses	251	810	1,633	424	1,508	2,067
337	Cotton Playsuits	447	484	973	505	451	967
338	Cotton Knit Shirts, MB	128	470	586	951	4,483	6,220
339	Cotton Knit Shirts, WGI	663	1,055	820	2,513	5,836	4,454
340	Cotton Non-knit Shirts, MB	5,339	5,696	6,852	11,726	13,426	19,389
341	Cotton Non-knit Shirts, WGI	5,843	2,226	1,422	14,833	6,581	5,313
342	Cotton Skirts	464	2,940	1,435	1,327	10,130	4,504
345	Cotton Sweaters	711	1,569	2,475	1,850	4,615	6,904
347	Cotton Trousers, MB	4,962	4,487	4,218	13,328	14,717	15,177
348	Cotton Trousers, WGI	4,760	3,143	5,641	8,767	7,700	17,672
350	Cotton Dressing Gowns	52	134	55	58	515	227
351	Cotton Nightwear	234	0	1,406	239	0	1,186
352	Cotton Underwear	0	0	9,773	0	0	5,115
359	Other Cotton Apparel	230	597	293	371	855	357
360	Cotton Pillowcases	0	0	53	0	0	31
362	Cotton Bedspreads & Quilts	0	0	0	0	13	0
363	Cotton Pile Towels	0	332	427	0	308	436
369	Other Cotton Manufactures	3	134	169	2	68	55
400	Wool Tops & Yarn	0	0	2	0	3	15
414	Other Wool Fabrics	0	2	0	0	29	1
432	Wool Hosiery	0	0	0	1	0	0
434	Other Wool Coats, MB	4	0	0	33	0	0
435	Wool Coats, WGI	64	20	53	275	106	280
436	Wool Dresses	6	13	19	35	82	108
438	Wool Knit Shirts	2	6	2	22	78	24
440	Wool Non-knit Shirts	45	0	0	101	0	0
442	Wool Skirts	51	212	58	420	1,797	329
444	Wool Suits, WGI	5	7	0	85	33	0
445	Wool Sweaters, MB	1,196	640	478	5,578	3,804	3,156
446	Wool Sweaters, WGI	322	198	56	2,325	1,613	344
448	Wool Trousers, WGI	11	9	8	98	92	92
459	Other Wool Apparel	1	0	6	6	10	40
465	Wool Floor Coverings	1	3	1	65	123	81
604	Synthetic Staple Fiber Yarns	2,001	1,926	1,098	1,076	1,044	525
619	Woven Polyester Filament Fabrics	104	0	0	33	0	0
629	Other MMF Fabric	0	0	0	0	1	0
631	MMF Gloves	0	0	2	0	0	6
634	Other MMF Coats, MB	78	229	2	148	553	48
635	MMF Coats, WGI	87	247	64	174	511	98
636	MMF Dresses	369	1,655	1,553	459	1,856	2,135
637	MMF Playsuits	662	475	53	1,029	977	99

C-89

U.S. general imports from MAURITIUS by MFA categories, 1986-88

Category	Description	1,000 equivalent square yards			1,000 dollars		
		1986	1987	1988	1986	1987	1988
638	MMF Knit Shirts, MB	2	531	768	3	1,159	1,569
639	MMF Knit Shirts, WGI	987	1,790	599	1,064	3,310	1,164
640	MMF Non-knit Shirts, MB	2,432	2,366	426	3,528	4,433	930
641	MMF Non-knit Shirts, WGI	1,926	1,878	188	5,555	4,325	555
642	MMF Skirts	57	326	312	262	1,049	1,217
644	MMF Suits, WGI	0	0	0	0	3	0
646	MMF Sweaters, WGI	589	114	0	688	72	0
647	MMF Trousers, MB	254	848	1,279	682	1,201	2,335
648	MMF Trousers, WGI	2,943	5,385	1,307	3,674	8,166	2,662
651	MMF Nightwear	0	217	205	0	170	159
659	Other MMF Apparel	6	43	97	3	61	104
670	MMF Flat Goods, etc.	27	39	1	19	16	1
835	SLR Coats, WGI	0	21	0	0	95	0
840	SLR Non-knit Shirts	0	16	33	0	22	28
842	SLR Skirts	0	3	2	0	24	12
845	Sweaters, Other Veg. Fibers	46	128	0	124	373	0
847	SLR Trousers	0	0	41	0	0	103
859	Other SLR Apparel	0	0	0	0	0	0
870	SLR Handbags and Flatgoods	0	0	0	2	3	0
899	Other SLR Manufactures	0	0	0	0	2	0
Total		41,427	46,109	50,257	88,888	113,533	114,893

Source: Compiled from official statistics of the U.S. Department of Commerce.

Note.--A zero (0) indicates less than \$500 or 500 equivalent square yards. 1986 data for silk blends, linen, and ramie represent imports from August, when the data were first collected, through December, 1986.

U.S. general imports from MEXICO by MFA categories, 1986-88

Category	Description	1986	1987	1988	1986	1987	1988
		1,000 equivalent square yards			-----1,000 dollars-----		
200	Cot or MMF Yarns, Sewing Thread	741	782	565	587	608	444
201	Cot or MMF Specialty Yarns	3,855	4,371	2,067	1,636	1,756	1,000
218	Cot or MMF Different Color Yarns	130	564	33	133	643	27
219	Cot or MMF Duck Fabric	922	1,010	4,091	1,064	1,079	3,664
220	Cot or MMF Special Weave Fabric	59	310	121	70	215	151
222	Cot or MMF Knit Fabric	648	1,547	435	341	750	210
223	Cot or MMF Non-woven Fabric	3,230	5,012	14,540	596	811	2,722
224	Cot or MMF Pile & Tufted Fabric	25	183	278	40	312	571
225	Cot or MMF Denim	137	666	310	151	923	486
226	Cot or MMF Cheesecloth & Batistes	2	19	0	4	12	0
227	Cot or MMF Oxford Cloth	0	0	0	3	0	0
229	Cot or MMF Special Purpose Fabric	6,656	7,721	8,414	1,401	2,172	2,647
239	Cot or MMF Apparel for Infants	114	217	202	128	408	426
300	Carded Cotton Yarn	23,588	27,598	23,316	4,449	6,204	5,303
301	Combed Cotton Yarn	13,033	16,636	14,074	3,900	5,645	5,008
313	Cotton Sheeting	9,365	18,320	4,735	4,456	9,261	2,473
314	Cotton Poplin & Broadcloth	83	9	0	60	6	1
315	Cotton Printcloth	278	2,283	5	124	1,131	8
317	Cotton Twills and Sateens	1,837	6,865	3,755	981	5,012	2,946
326	Cotton Sateens	0	33	0	0	49	0
330	Cotton Handkerchiefs	1	0	0	7	0	0
331	Cotton Gloves & Mittens	20	2	4	4	2	6
332	Cotton Hosiery	0	1	3	0	1	5
333	Cotton Suit-type Coats, MB	288	126	52	946	432	296
334	Other Cotton Coats, MB	1,111	2,269	2,165	2,902	6,289	5,785
335	Cotton Coats, WGI	1,107	2,389	2,740	2,964	7,119	7,151
336	Cotton Dresses	1,232	3,426	4,185	2,879	6,189	6,233
337	Cotton Playsuits	215	358	329	366	711	534
338	Cotton Knit Shirts, MB	1,693	1,706	832	8,190	8,942	4,035
339	Cotton Knit Shirts, WGI	1,141	2,623	2,478	2,502	10,546	11,837
340	Cotton Non-knit Shirts, MB	2,946	3,719	4,969	6,491	8,799	13,890
341	Cotton Non-knit Shirts, WGI	1,905	3,734	4,524	5,327	10,589	12,278
342	Cotton Skirts	983	2,878	2,316	3,324	9,000	7,044
345	Cotton Sweaters	453	603	397	821	1,465	863
347	Cotton Trousers, MB	13,801	20,168	24,862	40,031	59,913	80,399
348	Cotton Trousers, WGI	5,162	10,586	13,964	15,433	32,155	46,278
349	Cotton Brassieres, etc.	353	332	443	443	350	632
350	Cotton Dressing Gowns	85	345	233	91	829	569
351	Cotton Nightwear	152	930	1,601	190	999	2,011
352	Cotton Underwear	541	4,298	6,395	483	3,895	6,143
359	Other Cotton Apparel	6,068	7,596	7,937	7,959	8,242	8,981
362	Cotton Bedspreads & Quilts	1	0	5	7	0	27
363	Cotton Pile Towels	2,396	2,297	1,512	2,958	3,902	3,442
369	Other Cotton Manufactures	3,073	8,356	5,215	2,545	7,354	5,509
400	Wool Tops & Yarn	12	149	2	30	180	9
410	Woolen & Worsted Fabric	53	381	333	210	1,431	1,845
414	Other Wool Fabrics	35	25	21	122	183	127
433	Wool Suit-type Coats, MB	263	127	201	2,276	1,364	2,381
434	Other Wool Coats, MB	39	7	10	51	16	76
435	Wool Coats, WGI	391	205	322	1,991	1,311	1,594
436	Wool Dresses	15	0	13	21	1	95
438	Wool Knit Shirts	1	3	0	6	48	10
440	Wool Non-knit Shirts	4	5	0	3	55	2

U.S. general imports from MEXICO by MFA categories, 1986-88

Category	Description	1,000 equivalent square yards			1,000 dollars		
		1986	1987	1988	1986	1987	1988
442	Wool Skirts	69	44	33	542	319	277
443	Wool Suits, MB	136	259	464	1,434	3,242	5,892
444	Wool Suits, WGI	4	4	2	11	6	17
445	Wool Sweaters, MB	3	4	2	12	24	11
446	Wool Sweaters, WGI	11	18	3	82	260	38
447	Wool Trousers, MB	76	136	98	546	1,099	915
448	Wool Trousers, WGI	29	13	22	201	118	241
459	Other Wool Apparel	57	97	105	101	303	620
464	Wool Blankets	7	17	46	10	42	82
465	Wool Floor Coverings	117	97	117	955	1,099	1,334
469	Other Wool Manufactures	67	104	81	162	254	274
600	Textured Filament Yarns	33,949	52,609	47,454	8,596	13,524	13,128
604	Synthetic Staple Fiber Yarns	9,497	8,660	8,396	3,740	3,584	2,950
606	Non-textured Filament Yarns	80,802	77,055	75,546	8,192	7,445	9,215
607	Other MMF Staple Yarns	9,573	23,432	12,079	4,702	10,790	6,706
611	Woven Fabrics of Artificial Staple	4	0	0	3	0	0
613	MMF Sheeting	0	0	0	0	2	0
614	MMF Poplin and Broadcloth	14	0	37	7	0	57
617	MMF Twills and Sateens	0	0	19	0	0	21
619	Woven Polyester Filament Fabrics	50	1,238	491	30	1,108	551
620	Other Woven Filament Fabrics	495	460	241	94	539	310
621	Impression fabric	10,302	767	1,548	8,598	560	1,604
622	Glass Fiber Fabrics	0	0	2	0	0	10
624	MMF Fabric Mixed with Wool	10	3	182	29	7	474
625	MMF Poplin & Broadcloth	1	0	0	1	0	0
628	MMF Twills & Sateens	0	6	87	0	8	80
629	Other MMF Fabric	34	322	116	43	304	127
630	MMF Handkerchiefs	0	0	0	1	0	0
631	MMF Gloves	3	31	10	9	58	21
632	MMF Hosiery	323	971	1,390	170	795	1,154
633	MMF Suit-type Coats, MB	1,848	2,006	2,319	9,224	10,235	12,410
634	Other MMF Coats, MB	739	1,197	1,273	1,978	2,578	2,651
635	MMF Coats, WGI	2,475	2,775	2,705	5,860	5,831	7,261
636	MMF Dresses	2,126	3,466	2,848	4,237	6,414	5,221
637	MMF Playsuits	365	371	362	648	542	566
638	MMF Knit Shirts, MB	518	1,297	721	2,365	1,827	1,045
639	MMF Knit Shirts, WGI	2,057	1,975	1,266	4,344	4,949	2,611
640	MMF Non-knit Shirts, MB	3,165	1,487	1,307	6,510	3,128	3,104
641	MMF Non-knit Shirts, WGI	7,070	6,572	6,823	18,056	17,962	20,627
642	MMF Skirts	1,188	1,443	2,041	3,710	4,338	5,865
643	MMF Suits, MB	17	44	13	10	165	70
644	MMF Suits, WGI	24	29	25	51	15	97
645	MMF Sweaters, MB	137	256	252	123	237	232
646	MMF Sweaters, WGI	266	579	429	223	516	316
647	MMF Trousers, MB	16,859	17,431	17,682	51,243	56,288	63,186
648	MMF Trousers, WGI	2,976	2,376	2,863	6,849	5,054	6,697
649	MMF Brassieres etc.	4,357	5,154	7,000	20,800	26,422	35,130
650	MMF Dressing Gowns	536	1,027	1,110	761	1,260	1,283
651	MMF Nightwear	2,759	5,255	11,336	1,983	3,142	7,394
652	MMF Underwear	11,987	18,790	26,612	9,388	13,088	17,323
653	MMF Down-filled Coats, MB	7	0	0	34	0	0
654	MMF Down-filled Coats, WGI	2	0	0	7	0	0
659	Other MMF Apparel	13,122	16,220	16,446	9,691	12,592	13,860
665	MMF Floor Coverings	355	870	1,764	2,004	3,793	10,881

U.S. general imports from MEXICO by MFA categories, 1986-88

Cate- gory	Description	1986	1987	1988	1986	1987	1988
		1,000 equivalent square yards			-----1,000 dollars-----		
666	Other MMF Furnishings	26,139	45,675	43,353	10,215	17,923	16,311
669	Other MMF Manufactures	4,101	11,936	15,713	1,128	2,932	4,442
670	MMF Flat Goods, etc.	9,392	6,568	7,174	14,719	15,215	17,505
810	SLR Fabric	748	1,342	1,555	588	1,097	1,161
833	SLR Suit-type Coats, MB	1	20	2	10	218	22
834	Other SLR Coats, MB	0	4	2	0	25	12
835	SLR Coats, WGI	1	8	16	4	34	43
836	SLR Dresses	0	9	6	0	23	14
838	SLR Knit Shirts	0	0	0	0	0	1
840	SLR Non-knit Shirts	0	13	3	0	66	10
842	SLR Skirts	0	1	5	1	5	17
843	SLR Suits, MB	1	4	2	6	47	48
847	SLR Trousers	0	2	3	1	24	16
852	SLR Underwear	5	9	61	2	22	19
859	Other SLR Apparel	166	175	1	223	324	1
863	SLR Towels	0	0	0	0	0	0
870	SLR Handbags and Flatgoods	51	27	1	223	128	3
871	Handbags & Flatgoods Silk & Veg	0	1	8	0	2	23
899	Other SLR Manufactures	2,347	18,287	15,502	161	704	594
Total		373,787	514,837	504,176	357,348	493,963	562,355

Source: Compiled from official statistics of the U.S. Department of Commerce.

Note.--A zero (0) indicates less than \$500 or 500 equivalent square yards. 1986 data for silk blends, linen, and ramie represent imports from August, when the data were first collected, through December, 1986.

U.S. general imports from NEPAL by MFA categories, 1986-88

Cate- gory	Description	1986	1987	1988	1986	1987	1988
		1,000 equivalent square yards			-----1,000 dollars-----		
223	Cot or MMF Non-woven Fabric	0	1	0	0	0	0
229	Cot or MMF Special Purpose Fabric	0	1	0	0	3	0
239	Cot or MMF Apparel for Infants	1	0	0	3	0	0
333	Cotton Suit-type Coats, MB	0	0	5	0	0	7
334	Other Cotton Coats, MB	11	0	0	29	0	0
335	Cotton Coats, WGI	703	79	219	875	108	331
336	Cotton Dresses	197	181	610	299	207	755
337	Cotton Playsuits	613	16	14	1,028	26	26
338	Cotton Knit Shirts, MB	0	90	186	0	596	859
339	Cotton Knit Shirts, WGI	7	23	254	31	60	1,317
340	Cotton Non-knit Shirts, MB	4,840	2,984	4,933	7,872	5,471	10,125
341	Cotton Non-knit Shirts, WGI	4,909	5,188	1,945	12,073	13,012	5,162
342	Cotton Skirts	653	967	807	1,680	2,634	2,277
345	Cotton Sweaters	10	0	5	9	0	21
347	Cotton Trousers, MB	473	792	1,708	1,047	2,020	4,372
348	Cotton Trousers, WGI	1,339	775	4,023	2,260	1,647	8,836
350	Cotton Dressing Gowns	4	0	16	9	0	12
351	Cotton Nightwear	10	2	13	17	3	16
359	Other Cotton Apparel	104	62	64	182	74	134
369	Other Cotton Manufactures	7	16	86	6	10	58
414	Other Wool Fabrics	0	0	0	6	0	0
431	Wool Gloves and Mittens	0	0	0	1	0	2
432	Wool Hosiery	1	0	0	25	0	0
433	Wool Suit-type Coats, MB	0	0	0	2	0	0
434	Other Wool Coats, MB	0	5	3	0	89	8
435	Wool Coats, WGI	3	12	3	5	4	3
436	Wool Dresses	0	0	0	1	0	0
438	Wool Knit Shirts	0	0	0	3	0	0
440	Wool Non-knit Shirts	0	0	0	0	1	0
442	Wool Skirts	0	0	0	0	0	0
445	Wool Sweaters, MB	2	1	1	12	6	7
446	Wool Sweaters, WGI	10	11	11	67	91	91
459	Other Wool Apparel	3	3	6	14	8	23
464	Wool Blankets	0	0	0	1	0	0
465	Wool Floor Coverings	7	22	32	602	1,717	2,671
469	Other Wool Manufactures	0	0	0	5	0	0
635	MMF Coats, WGI	3	0	74	3	0	138
636	MMF Dresses	0	1	33	0	0	50
637	MMF Playsuits	6	0	0	13	0	0
639	MMF Knit Shirts, WGI	2	9	32	2	13	129
640	MMF Non-knit Shirts, MB	5	258	1,975	8	509	3,909
641	MMF Non-knit Shirts, WGI	644	64	128	1,696	237	357
642	MMF Skirts	54	66	150	122	148	376
644	MMF Suits, WGI	0	0	45	0	0	265
645	MMF Sweaters, MB	0	0	0	1	0	0
646	MMF Sweaters, WGI	6	0	0	22	0	0
647	MMF Trousers, MB	0	0	19	0	0	70
648	MMF Trousers, WGI	21	7	28	44	16	90
659	Other MMF Apparel	2	3	192	1	2	168
670	MMF Flat Goods, etc.	0	0	1	0	1	2
836	SLR Dresses	1	0	0	6	0	0
842	SLR Skirts	0	0	0	2	0	0
851	SLR Nightwear	0	9	0	0	6	0

U.S. general imports from NEPAL by MFA categories, 1986-88

Cate- gory	Description	1986	1987	1988	1986	1987	1988
		1,000 equivalent square yards			-----1,000 dollars-----		
859	Other SLR Apparel	0	0	0	0	0	1
870	SLR Handbags and Flatgoods	0	0	1	0	0	1
871	Handbags & Flatgoods Silk & Veg	0	1	1	0	2	2
Total		14,652	11,649	17,624	30,084	28,721	42,669

Source: Compiled from official statistics of the U.S. Department of Commerce.

Note.--A zero (0) indicates less than \$500 or 500 equivalent square yards. 1986 data for silk blends, linen, and ramie represent imports from August, when the data were first collected, through December, 1986.

U.S. general imports from the NETHERLANDS by MFA categories, 1986-88

Category	Description	1,000 equivalent square yards			1,000 dollars		
		1986	1987	1988	1986	1987	1988
200	Cot or MMF Yarns, Sewing Thread	1,226	265	149	2,458	725	305
201	Cot or MMF Specialty Yarns	197	64	183	94	35	68
218	Cot or MMF Different Color Yarns	85	91	356	239	333	862
219	Cot or MMF Duck Fabric	1	0	0	4	0	0
220	Cot or MMF Special Weave Fabric	268	547	715	971	982	1,932
222	Cot or MMF Knit Fabric	299	246	2	102	139	3
223	Cot or MMF Non-woven Fabric	8,156	2,065	1,725	5,791	822	1,516
224	Cot or MMF Pile & Tufted Fabric	245	99	148	788	479	664
225	Cot or MMF Denim	1	2	56	9	9	95
226	Cot or MMF Cheesecloth & Batistes	18	4	30	11	17	75
227	Cot or MMF Oxford Cloth	39	0	0	6	0	0
229	Cot or MMF Special Purpose Fabric	8,761	7,910	6,541	7,048	7,109	6,927
239	Cot or MMF Apparel for Infants	2	9	1	13	14	3
300	Carded Cotton Yarn	24	373	0	36	151	0
301	Combed Cotton Yarn	10	17	1	19	23	2
313	Cotton Sheeting	134	299	813	316	810	1,961
314	Cotton Poplin & Broadcloth	18	63	11	44	76	45
315	Cotton Printcloth	14	124	49	41	112	141
317	Cotton Twills and Sateens	796	750	70	2,168	3,146	256
326	Cotton Sateens	128	548	1,481	380	1,885	5,437
331	Cotton Gloves & Mittens	0	0	2	1	2	1
332	Cotton Hosiery	0	3	1	2	16	17
333	Cotton Suit-type Coats, MB	13	34	0	40	94	1
334	Other Cotton Coats, MB	102	130	123	59	193	133
335	Cotton Coats, WGI	18	29	11	145	190	162
336	Cotton Dresses	19	25	12	64	80	60
337	Cotton Playsuits	1	5	2	7	14	21
338	Cotton Knit Shirts, MB	6	5	18	28	22	32
339	Cotton Knit Shirts, WGI	23	10	10	180	124	168
340	Cotton Non-knit Shirts, MB	32	60	41	54	114	37
341	Cotton Non-knit Shirts, WGI	17	17	26	69	85	96
342	Cotton Skirts	13	6	9	80	60	76
345	Cotton Sweaters	30	46	16	70	148	118
347	Cotton Trousers, MB	53	274	122	69	353	169
348	Cotton Trousers, WGI	16	22	45	142	158	244
349	Cotton Brassieres, etc.	61	12	14	532	118	143
350	Cotton Dressing Gowns	7	1	6	14	3	2
351	Cotton Nightwear	59	42	124	17	11	53
352	Cotton Underwear	49	68	35	154	134	57
359	Other Cotton Apparel	97	174	219	104	94	113
360	Cotton Pillowcases	16	0	0	62	0	1
361	Cotton Sheets	242	1	26	288	4	85
362	Cotton Bedspreads & Quilts	2	0	2	21	1	12
363	Cotton Pile Towels	29	31	3	122	34	8
369	Other Cotton Manufactures	403	194	328	152	174	182
400	Wool Tops & Yarn	224	158	49	643	423	148
410	Woolen & Worsted Fabric	120	55	2	237	109	24
414	Other Wool Fabrics	414	329	350	3,483	3,289	3,659
432	Wool Hosiery	0	0	0	0	4	0
433	Wool Suit-type Coats, MB	14	2	5	11	15	19
434	Other Wool Coats, MB	319	50	108	339	76	74
435	Wool Coats, WGI	44	18	3	349	190	52
436	Wool Dresses	15	2	2	16	14	7

U.S. general imports from the NETHERLANDS by MFA categories, 1986-88

Category	Description	1986	1987	1988	1986	1987	1988
		1,000 equivalent square yards			1,000 dollars		
438	Wool Knit Shirts	0	0	0	2	1	1
440	Wool Non-knit Shirts	0	2	0	7	13	1
442	Wool Skirts	3	0	2	68	11	12
443	Wool Suits, MB	26	0	0	14	3	2
444	Wool Suits, WGI	0	0	0	2	7	0
445	Wool Sweaters, MB	47	9	3	342	30	13
446	Wool Sweaters, WGI	2	1	1	40	12	21
447	Wool Trousers, MB	47	14	13	58	33	38
448	Wool Trousers, WGI	0	0	0	8	8	15
459	Other Wool Apparel	12	48	53	29	239	180
464	Wool Blankets	1	0	4	0	0	7
465	Wool Floor Coverings	683	447	363	12,844	9,624	7,063
469	Other Wool Manufactures	46	18	21	183	59	38
600	Textured Filament Yarns	2,276	3,125	559	1,187	1,230	215
604	Synthetic Staple Fiber Yarns	368	0	152	162	0	91
606	Non-textured Filament Yarns	66,249	26,667	45,653	11,329	5,645	10,597
607	Other MMF Staple Yarns	135	89	372	142	68	274
611	Woven Fabrics of Artificial Staple	3	12	16	15	52	72
613	MMF Sheeting	10	18	10	36	62	35
614	MMF Poplin and Broadcloth	6	0	6	14	0	41
615	MMF Printcloth	0	2	0	0	8	0
617	MMF Twills and Sateens	0	0	12	0	0	86
618	Woven Fabrics of C-F MMF Yarns	14	23	10	47	459	79
619	Woven Polyester Filament Fabrics	25	9	96	52	26	196
620	Other Woven Filament Fabrics	1,438	1,504	439	1,105	2,415	1,908
621	Impression fabric	304	0	0	293	0	1
622	Glass Fiber Fabrics	147	0	239	209	0	445
624	MMF Fabric Mixed with Wool	2	52	552	7	182	185
625	MMF Poplin & Broadcloth	28	0	0	69	0	0
626	MMF Printcloth	0	0	0	1	0	0
627	MMF Sheeting	1	2	0	4	7	0
628	MMF Twills & Sateens	0	14	9	1	31	4
629	Other MMF Fabric	9	56	25	46	157	109
631	MMF Gloves	3	1	1	29	2	1
632	MMF Hosiery	0	0	0	0	0	2
633	MMF Suit-type Coats, MB	27	0	6	11	1	10
634	Other MMF Coats, MB	6	0	5	19	3	13
635	MMF Coats, WGI	12	5	5	137	39	68
636	MMF Dresses	9	1	5	35	7	31
637	MMF Playsuits	0	2	1	2	4	4
638	MMF Knit Shirts, MB	12	2	1	60	24	7
639	MMF Knit Shirts, WGI	2	2	0	7	7	1
640	MMF Non-knit Shirts, MB	2	5	2	10	11	15
641	MMF Non-knit Shirts, WGI	6	11	1	26	34	28
642	MMF Skirts	2	1	2	19	17	34
643	MMF Suits, MB	7	0	0	2	0	7
644	MMF Suits, WGI	1	0	0	9	3	7
645	MMF Sweaters, MB	169	41	0	174	167	2
646	MMF Sweaters, WGI	62	7	3	46	17	5
647	MMF Trousers, MB	8	3	0	36	36	5
648	MMF Trousers, WGI	3	5	2	31	102	40
649	MMF Brassieres etc.	45	41	26	446	503	307
651	MMF Nightwear	21	37	1	13	13	1
652	MMF Underwear	12	18	12	27	46	43

U.S. general imports from the NETHERLANDS by MFA categories, 1986-88

Category	Description	1986	1987	1988	1986	1987	1988
		1,000 equivalent square yards			-----1,000 dollars-----		
659	Other MMF Apparel	147	39	29	183	86	79
665	MMF Floor Coverings	375	246	428	3,017	2,734	4,226
666	Other MMF Furnishings	1,756	1,653	1,518	3,754	3,866	2,991
669	Other MMF Manufactures	305	10,154	12,145	38	6,269	5,920
670	MMF Flat Goods, etc.	2	6	31	7	16	92
800	SLR Yarn	13	14	0	22	24	0
810	SLR Fabric	222	171	248	436	462	643
831	SLR Gloves	0	0	0	3	0	0
832	SLR Hosiery	0	0	0	1	0	0
833	SLR Suit-type Coats, MB	0	0	0	0	6	0
834	Other SLR Coats, MB	0	0	0	0	3	0
835	SLR Coats, WGI	0	1	2	3	16	41
836	SLR Dresses	0	0	1	2	2	6
838	SLR Knit Shirts	0	0	0	0	0	1
840	SLR Non-knit Shirts	0	0	0	3	5	8
842	SLR Skirts	0	0	0	1	12	15
843	SLR Suits, MB	0	0	0	1	1	8
844	SLR Suits, WGI	0	0	0	0	1	2
845	Sweaters, Other Veg. Fibers	1	0	0	2	1	2
847	SLR Trousers	0	1	2	2	23	39
850	SLR Robes	0	0	22	0	0	8
851	SLR Nightwear	0	0	39	0	0	16
852	SLR Underwear	0	0	0	0	0	0
858	SLR Neckties	1	0	0	4	1	0
859	Other SLR Apparel	9	13	2	27	15	12
870	SLR Handbags and Flatgoods	0	0	0	1	0	2
871	Handbags & Flatgoods Silk & Veg	0	0	2	0	1	4
899	Other SLR Manufactures	2	19	315	1	12	70
Total		98,007	59,890	77,511	65,060	58,187	62,803

Source: Compiled from official statistics of the U.S. Department of Commerce.

Note.--A zero (0) indicates less than \$500 or 500 equivalent square yards. 1986 data for silk blends, linen, and ramie represent imports from August, when the data were first collected, through December, 1986.

U.S. general imports from NEW ZEALAND by Major Categories, 1986-88

Category	Description	1986	1987	1988	1986	1987	1988
		1,000 equivalent square yards	1,000 equivalent square yards	1,000 equivalent square yards	1,000 dollars	1,000 dollars	1,000 dollars
200	Cot or MMF Yarns, Sewing Thread	0	0	1	0	1	3
201	Cot or MMF Specialty Yarns	21	65	7	24	45	10
218	Cot or MMF Different Color Yarns	0	0	0	0	0	1
220	Cot or MMF Special Weave Fabric	0	0	0	0	4	0
222	Cot or MMF Knit Fabric	13	5	0	7	7	0
223	Cot or MMF Non-woven Fabric	0	0	2	0	0	1
229	Cot or MMF Special Purpose Fabric	4	31	56	6	14	34
239	Cot or MMF Apparel for Infants	0	0	0	0	0	0
301	Combed Cotton Yarn	0	0	1	0	0	2
313	Cotton Sheeting	0	0	0	0	0	1
317	Cotton Twills and Sateens	0	0	1	0	0	1
332	Cotton Hosiery	0	0	0	1	0	0
333	Cotton Suit-type Coats, MB	19	21	21	87	114	175
334	Other Cotton Coats, MB	60	110	115	326	482	836
335	Cotton Coats, WGI	25	33	16	104	102	87
336	Cotton Dresses	62	97	101	223	297	300
337	Cotton Playsuits	1	0	0	6	0	0
338	Cotton Knit Shirts, MB	92	31	60	1,482	507	1,566
339	Cotton Knit Shirts, WGI	35	5	3	677	52	34
340	Cotton Non-knit Shirts, MB	396	452	105	2,316	3,237	631
341	Cotton Non-knit Shirts, WGI	54	62	26	332	304	176
342	Cotton Skirts	27	28	15	144	171	74
345	Cotton Sweaters	16	15	7	81	60	31
347	Cotton Trousers, MB	585	483	315	2,126	2,213	1,800
348	Cotton Trousers, WGI	118	85	41	514	527	217
351	Cotton Nightwear	1	0	0	4	0	0
352	Cotton Underwear	1	0	0	2	2	2
359	Other Cotton Apparel	5	2	4	22	17	16
360	Cotton Pillowcases	39	31	0	117	60	0
361	Cotton Sheets	0	0	0	1	0	0
363	Cotton Pile Towels	0	0	0	1	1	0
369	Other Cotton Manufactures	45	24	2	53	10	8
400	Wool Tops & Yarn	1,482	1,453	2,231	2,477	2,569	4,246
410	Woolen & Worsted Fabric	6	13	5	31	46	35
414	Other Wool Fabrics	245	208	165	1,359	1,145	1,152
431	Wool Gloves and Mittens	2	4	1	17	25	13
432	Wool Hosiery	17	3	4	35	39	61
433	Wool Suit-type Coats, MB	1	1	0	19	13	1
434	Other Wool Coats, MB	16	1	7	24	10	15
435	Wool Coats, WGI	6	0	0	91	1	1
436	Wool Dresses	0	0	0	0	1	0
438	Wool Knit Shirts	31	2	0	120	57	2
440	Wool Non-knit Shirts	1	0	1	14	12	10
442	Wool Skirts	0	0	0	8	1	0
445	Wool Sweaters, MB	30	56	11	216	356	163
446	Wool Sweaters, WGI	9	24	8	183	345	92
447	Wool Trousers, MB	0	0	0	1	0	1
459	Other Wool Apparel	7	8	13	49	52	101
464	Wool Blankets	6	28	8	30	99	35
465	Wool Floor Coverings	181	142	65	3,527	3,384	2,450
469	Other Wool Manufactures	307	1,235	92	12,137	3,081	240
606	Non-textured Filament Yarns	0	0	0	0	0	0
618	Woven Fabrics of C-F MMF Yarns	0	0	0	1	0	0

U.S. general imports from NEW ZEALAND by MFA categories, 1986-88

Cate- gory	Description	1986	1987	1988	1986	1987	1988
		1,000 equivalent square yards			1,000 dollars		
619	Woven Polyester Filament Fabrics	0	14	0	0	36	0
620	Other Woven Filament Fabrics	0	0	0	4	0	0
629	Other MMF Fabric	0	0	0	0	0	0
632	MMF Hosiery	3	1	3	17	10	9
634	Other MMF Coats, MB	0	0	0	3	2	5
635	MMF Coats, WGI	0	0	0	1	4	2
636	MMF Dresses	4	0	1	22	0	2
637	MMF Playsuits	0	0	1	0	0	2
638	MMF Knit Shirts, MB	0	0	0	1	0	0
639	MMF Knit Shirts, WGI	1	59	18	4	173	39
641	MMF Non-knit Shirts, WGI	0	0	0	3	0	0
642	MMF Skirts	1	0	0	7	3	0
643	MMF Suits, MB	0	0	0	1	0	0
644	MMF Suits, WGI	0	0	0	3	0	1
645	MMF Sweaters, MB	0	0	0	0	1	0
646	MMF Sweaters, WGI	1	0	0	0	0	0
647	MMF Trousers, MB	0	23	0	0	80	2
648	MMF Trousers, WGI	1	0	0	8	3	2
650	MMF Dressing Gowns	0	0	0	2	0	0
651	MMF Nightwear	1	0	22	2	0	33
659	Other MMF Apparel	292	493	130	1,118	1,356	336
665	MMF Floor Coverings	0	0	0	0	0	11
666	Other MMF Furnishings	0	0	0	0	1	1
669	Other MMF Manufactures	222	288	91	191	262	179
670	MMF Flat Goods, etc.	3	1	0	20	7	1
836	SLR Dresses	0	0	0	0	0	0
845	Sweaters, Other Veg. Fibers	0	0	0	1	0	0
859	Other SLR Apparel	9	61	42	15	155	137
899	Other SLR Manufactures	0	4	0	0	3	0
Total		4,506	5,707	3,816	30,418	21,562	15,382

Source: Compiled from official statistics of the U.S. Department of Commerce.

Note.--A zero (0) indicates less than \$500 or 500 equivalent square yards. 1986 data for silk blends, linen, and ramie represent imports from August, when the data were first collected, through December, 1986.

U.S. general imports from PAKISTAN by MFA categories, 1986-88

Category	Description	1986	1987	1988	1986	1987	1988
		1,000 equivalent square yards			1,000 dollars		
200	Cot or MMF Yarns, Sewing Thread	0	0	2	1	0	5
218	Cot or MMF Different Color Yarns	1,151	171	50	541	80	26
219	Cot or MMF Duck Fabric	2,603	2,852	4,959	1,586	1,906	3,194
220	Cot or MMF Special Weave Fabric	545	3,313	3,067	380	1,219	1,598
222	Cot or MMF Knit Fabric	0	65	521	0	29	165
223	Cot or MMF Non-woven Fabric	0	0	0	2	0	0
224	Cot or MMF Pile & Tufted Fabric	627	351	307	502	277	249
225	Cot or MMF Denim	0	222	98	0	292	135
226	Cot or MMF Cheesecloth & Batistes	22,819	2,770	19,755	4,756	834	5,065
227	Cot or MMF Oxford Cloth	0	75	75	0	41	25
229	Cot or MMF Special Purpose Fabric	935	120	4,280	256	54	1,245
239	Cot or MMF Apparel for Infants	101	36	88	130	46	82
300	Carded Cotton Yarn	31	0	0	16	2	0
313	Cotton Sheeting	39,210	52,517	37,392	12,613	23,028	13,032
314	Cotton Poplin & Broadcloth	695	347	0	321	154	0
315	Cotton Printcloth	21,741	28,497	29,447	5,782	10,164	8,611
317	Cotton Twills and Sateens	2,507	2,709	4,605	1,175	1,325	2,701
326	Cotton Sateens	0	93	204	0	53	109
330	Cotton Handkerchiefs	54	54	47	40	39	35
331	Cotton Gloves & Mittens	1,173	1,927	2,935	1,145	1,502	2,605
333	Cotton Suit-type Coats, MB	0	8	0	2	76	0
334	Other Cotton Coats, MB	1,015	1,308	1,473	1,225	1,939	2,451
335	Cotton Coats, WGI	1,835	1,687	1,699	2,210	2,590	3,499
336	Cotton Dresses	3,872	5,007	4,207	3,927	5,214	4,437
337	Cotton Playsuits	727	341	568	929	480	1,147
338	Cotton Knit Shirts, MB	19,926	19,518	18,430	25,675	40,875	44,244
339	Cotton Knit Shirts, WGI	3,620	4,793	4,823	5,354	15,424	16,345
340	Cotton Non-knit Shirts, MB	2,838	2,950	3,571	3,548	4,427	5,834
341	Cotton Non-knit Shirts, WGI	3,517	3,991	2,976	8,285	10,813	8,057
342	Cotton Skirts	1,542	1,576	1,050	2,073	2,801	1,813
345	Cotton Sweaters	431	245	311	402	278	490
347	Cotton Trousers, MB	1,766	1,206	836	2,715	2,339	2,890
348	Cotton Trousers, WGI	3,317	5,250	5,019	4,601	10,877	11,961
350	Cotton Dressing Gowns	931	791	849	1,080	792	1,071
351	Cotton Nightwear	2,160	2,293	2,339	1,613	1,583	1,847
352	Cotton Underwear	2,134	2,350	1,799	1,269	2,071	1,931
359	Other Cotton Apparel	11,078	10,345	16,705	5,753	6,200	9,340
360	Cotton Pillowcases	453	311	120	215	158	59
361	Cotton Sheets	257	131	369	86	72	227
362	Cotton Bedspreads & Quilts	28	9	76	20	8	66
363	Cotton Pile Towels	12,151	11,787	13,458	20,938	21,044	25,554
369	Other Cotton Manufactures	85,297	82,947	116,251	29,426	28,660	38,906
410	Woolen & Worsted Fabric	0	0	0	1	0	0
414	Other Wool Fabrics	0	0	2	0	0	17
431	Wool Gloves and Mittens	1	6	16	2	8	20
432	Wool Hosiery	0	0	5	0	0	13
433	Wool Suit-type Coats, MB	12	0	0	46	0	0
434	Other Wool Coats, MB	0	1	0	0	0	0
435	Wool Coats, WGI	0	0	0	0	3	0
440	Wool Non-knit Shirts	0	0	0	0	0	0
442	Wool Skirts	0	0	0	0	2	0
443	Wool Suits, MB	2	0	0	10	0	0
445	Wool Sweaters, MB	27	0	0	76	0	0

C-101

U.S. general imports from PAKISTAN by MFA categories, 1986-88

Category	Description	1986	1987	1988	1986	1987	1988
		1,000 equivalent square yards			1,000 dollars		
446	Wool Sweaters, WGI	0	0	3	0	0	23
447	Wool Trousers, MB	0	4	0	0	6	1
448	Wool Trousers, WGI	0	0	0	0	0	0
459	Other Wool Apparel	3	8	11	7	18	24
464	Wool Blankets	0	0	0	0	0	0
465	Wool Floor Coverings	739	593	550	41,345	54,968	54,544
469	Other Wool Manufactures	3	3	4	16	20	25
604	Synthetic Staple Fiber Yarns	2	478	0	0	185	0
607	Other MMF Staple Yarns	225	2,056	2,378	69	861	1,036
611	Woven Fabrics of Artificial Staple	243	1	197	61	1	182
613	MMF Sheeting	10,640	1,488	8,944	2,252	517	2,842
614	MMF Poplin and Broadcloth	1,121	0	277	223	0	87
615	MMF Printcloth	69,436	3,151	20,797	13,804	896	6,050
617	MMF Twills and Sateens	1,064	2,752	4,517	324	998	1,774
619	Woven Polyester Filament Fabrics	0	0	3	0	0	6
620	Other Woven Filament Fabrics	41	0	0	8	3	0
625	MMF Poplin & Broadcloth	0	0	1	0	0	2
626	MMF Printcloth	339	202	200	82	58	69
627	MMF Sheeting	0	107	226	0	30	125
629	Other MMF Fabric	204	0	0	64	0	0
630	MMF Handkerchiefs	0	0	0	1	0	0
631	MMF Gloves	1,104	1,220	1,551	765	578	832
632	MMF Hosiery	38	9	0	43	9	0
634	Other MMF Coats, MB	1,495	560	262	1,620	599	350
635	MMF Coats, WGI	268	651	580	200	554	654
636	MMF Dresses	1,453	1,828	1,156	1,304	1,823	1,166
637	MMF Playsuits	54	262	0	43	249	0
638	MMF Knit Shirts, MB	1,569	2,426	1,193	735	1,424	1,189
639	MMF Knit Shirts, WGI	2,859	3,614	1,965	1,754	2,940	1,736
640	MMF Non-knit Shirts, MB	1,922	1,936	1,587	2,256	2,317	2,559
641	MMF Non-knit Shirts, WGI	1,113	1,969	933	2,501	3,395	2,084
642	MMF Skirts	208	384	438	385	785	831
643	MMF Suits, MB	2	0	0	2	1	0
644	MMF Suits, WGI	13	9	0	23	12	1
645	MMF Sweaters, MB	159	422	0	104	423	0
646	MMF Sweaters, WGI	46	34	0	43	39	4
647	MMF Trousers, MB	2,928	2,478	2,651	2,610	3,397	5,367
648	MMF Trousers, WGI	1,824	2,765	2,193	1,567	2,141	2,063
649	MMF Brassieres etc.	0	106	226	0	249	567
650	MMF Dressing Gowns	88	2,447	917	54	426	264
651	MMF Nightwear	4	2	363	6	3	298
652	MMF Underwear	0	43	175	0	22	129
659	Other MMF Apparel	842	1,536	1,446	331	773	1,281
665	MMF Floor Coverings	0	0	1	4	5	12
666	Other MMF Furnishings	13,362	3,635	12,797	2,860	842	5,372
669	Other MMF Manufactures	1	2	1	8	7	2
670	MMF Flat Goods, etc.	0	0	77	2	1	99
810	SLR Fabric	1	0	0	10	13	1
831	SLR Gloves	0	0	0	0	1	0
836	SLR Dresses	0	0	0	0	0	0
840	SLR Non-knit Shirts	0	0	0	0	12	0
842	SLR Skirts	0	18	0	0	15	0
850	SLR Robes	0	0	40	0	0	10
858	SLR Neckties	0	0	0	0	1	0

U.S. general imports from PAKISTAN by MFA categories, 1986-88

Category	Description	1986	1987	1988	1986	1987	1988
		1,000 equivalent square yards			-----1,000 dollars-----		
859	Other SLR Apparel	17	69	49	14	42	31
870	SLR Handbags and Flatgoods	0	62	0	0	45	1
871	Handbags & Flatgoods Silk & Veg	0	0	3	0	0	2
899	Other SLR Manufactures	44	15	3	30	5	5
Total		368,600	294,321	373,495	228,258	281,492	314,799

Source: Compiled from official statistics of the U.S. Department of Commerce.

Note.--A zero (0) indicates less than \$500 or 500 equivalent square yards. 1986 data for silk blends, linen, and ramie represent imports from August, when the data were first collected, through December, 1986.

U.S. general imports from PANAMA by MFA categories, 1986-88

Cate- gory	Description	1,000 equivalent square yards			1,000 dollars		
		1986	1987	1988	1986	1987	1988
218	Cot or MMF Different Color Yarns	0	0	1	0	0	1
222	Cot or MMF Knit Fabric	14	0	0	32	0	0
229	Cot or MMF Special Purpose Fabric	17	592	1	15	373	4
239	Cot or MMF Apparel for Infants	1	0	2	2	1	2
313	Cotton Sheeting	0	0	33	0	0	68
314	Cotton Poplin & Broadcloth	0	0	0	1	0	0
330	Cotton Handkerchiefs	2	1	0	8	4	1
332	Cotton Hosiery	71	66	65	68	70	60
333	Cotton Suit-type Coats, MB	0	17	1	1	54	3
334	Other Cotton Coats, MB	10	1	1	11	7	3
335	Cotton Coats, WGI	79	218	528	256	894	1,537
336	Cotton Dresses	103	102	80	264	231	213
337	Cotton Playsuits	2	12	4	1	15	8
338	Cotton Knit Shirts, MB	81	324	326	577	1,912	1,699
339	Cotton Knit Shirts, WGI	301	755	1,127	2,244	6,396	6,534
340	Cotton Non-knit Shirts, MB	671	940	894	1,449	2,229	2,254
341	Cotton Non-knit Shirts, WGI	1,038	496	590	2,224	1,212	1,137
342	Cotton Skirts	285	679	918	624	1,583	2,175
345	Cotton Sweaters	410	435	164	1,031	1,438	464
347	Cotton Trousers, MB	265	550	1,379	635	1,367	3,385
348	Cotton Trousers, WGI	3,664	4,139	3,546	7,095	10,884	9,851
349	Cotton Brassieres, etc.	4	0	1	19	0	4
350	Cotton Dressing Gowns	5	3	0	6	3	0
351	Cotton Nightwear	16	5	7	9	3	5
352	Cotton Underwear	125	136	1,389	101	150	950
359	Other Cotton Apparel	68	182	273	67	330	263
362	Cotton Bedspreads & Quilts	0	0	0	0	0	1
363	Cotton Pile Towels	0	0	0	0	1	4
369	Other Cotton Manufactures	135	177	10	60	107	6
410	Woolen & Worsted Fabric	0	0	24	0	0	45
435	Wool Coats, WGI	1	0	0	1	0	0
438	Wool Knit Shirts	0	0	0	0	0	2
442	Wool Skirts	0	10	5	0	84	32
443	Wool Suits, MB	1	0	0	1	0	0
444	Wool Suits, WGI	0	13	0	0	12	1
445	Wool Sweaters, MB	0	0	0	0	0	1
446	Wool Sweaters, WGI	0	37	0	1	152	1
447	Wool Trousers, MB	0	0	0	0	0	1
459	Other Wool Apparel	5	0	0	45	0	3
465	Wool Floor Coverings	0	1	0	16	87	11
615	MMF Printcloth	0	7	0	0	2	0
619	Woven Polyester Filament Fabrics	19	36	0	36	25	0
620	Other Woven Filament Fabrics	0	1	0	0	13	0
626	MMF Printcloth	0	38	0	0	42	0
629	Other MMF Fabric	0	0	6	0	0	6
632	MMF Hosiery	76	116	129	74	115	122
633	MMF Suit-type Coats, MB	0	0	0	1	0	2
634	Other MMF Coats, MB	118	111	49	46	53	26
635	MMF Coats, WGI	3	2	28	3	2	18
636	MMF Dresses	10	69	41	13	30	125
637	MMF Playsuits	0	1	2	0	0	3
638	MMF Knit Shirts, MB	20	39	82	41	64	119
639	MMF Knit Shirts, WGI	56	222	97	94	271	93

C-104

U.S. general imports from PANAMA by MFA categories, 1986-88

Category	Description	1,000 equivalent square yards			1,000 dollars		
		1986	1987	1988	1986	1987	1988
640	MMF Non-knit Shirts, MB	601	466	453	2,533	2,323	2,104
641	MMF Non-knit Shirts, WGI	45	5	11	128	9	28
642	MMF Skirts	17	532	105	60	1,834	260
643	MMF Suits, MB	0	0	0	4	0	1
644	MMF Suits, WGI	0	4	0	0	6	0
645	MMF Sweaters, MB	272	119	23	276	133	20
646	MMF Sweaters, WGI	4,386	4,881	446	5,314	6,833	646
647	MMF Trousers, MB	138	262	115	233	522	304
648	MMF Trousers, WGI	64	174	172	113	171	348
649	MMF Brassieres etc.	923	651	381	2,568	1,479	680
650	MMF Dressing Gowns	0	1	42	0	0	23
651	MMF Nightwear	52	37	65	32	27	70
652	MMF Underwear	136	174	331	81	52	126
659	Other MMF Apparel	64	6	77	52	7	53
665	MMF Floor Coverings	0	0	0	0	0	0
666	Other MMF Furnishings	0	0	123	0	0	34
669	Other MMF Manufactures	0	0	0	2	0	0
810	SLR Fabric	49	0	0	145	0	0
832	SLR Hosiery	7	0	0	7	0	0
836	SLR Dresses	3	0	0	3	0	0
840	SLR Non-knit Shirts	14	61	38	57	331	225
842	SLR Skirts	0	0	0	0	0	1
844	SLR Suits, WGI	0	0	0	0	0	1
845	Sweaters, Other Veg. Fibers	10	37	95	16	118	280
847	SLR Trousers	0	0	1	0	0	4
852	SLR Underwear	4	14	0	1	6	0
859	Other SLR Apparel	27	26	88	23	25	93
899	Other SLR Manufactures	5	0	1	7	0	1
Total		14,497	17,983	14,370	28,828	44,091	36,549

Source: Compiled from official statistics of the U.S. Department of Commerce.

Note.--A zero (0) indicates less than \$500 or 500 equivalent square yards. 1986 data for silk blends, linen, and ramie represent imports from August, when the data were first collected, through December, 1986.

U.S. general imports from PERU by MFA categories, 1986-88

Category	Description	1986	1987	1988	1986	1987	1988
		1,000 equivalent square yards			1,000 dollars		
200	Cot or MMF Yarns, Sewing Thread	156	41	18	192	46	23
201	Cot or MMF Specialty Yarns	0	0	0	0	0	0
218	Cot or MMF Different Color Yarns	365	219	227	247	168	298
219	Cot or MMF Duck Fabric	4,423	2,343	1,071	2,493	1,273	667
220	Cot or MMF Special Weave Fabric	2,354	416	1,003	1,028	491	1,380
222	Cot or MMF Knit Fabric	944	552	583	588	326	345
223	Cot or MMF Non-woven Fabric	0	0	0	1	0	0
224	Cot or MMF Pile & Tufted Fabric	0	0	1	0	0	1
225	Cot or MMF Denim	0	34	55	0	35	80
226	Cot or MMF Cheesecloth & Batistes	2,963	236	0	533	79	0
229	Cot or MMF Special Purpose Fabric	0	0	0	0	0	0
239	Cot or MMF Apparel for Infants	17	0	0	40	0	0
300	Carded Cotton Yarn	3,343	684	3,451	842	145	743
301	Combed Cotton Yarn	5,126	2,150	1,569	2,639	1,161	1,053
313	Cotton Sheeting	11,294	11,289	3,656	4,952	5,873	2,121
314	Cotton Poplin & Broadcloth	599	1,215	1,190	287	725	953
315	Cotton Printcloth	1,578	1,527	265	564	659	136
317	Cotton Twills and Sateens	10,004	9,559	11,621	4,964	5,990	7,183
326	Cotton Sateens	2,385	4,698	2,958	1,784	4,077	2,709
332	Cotton Hosiery	2	0	0	2	0	0
333	Cotton Suit-type Coats, MB	0	0	1	1	0	2
334	Other Cotton Coats, MB	1	2	34	3	12	70
335	Cotton Coats, WGI	120	9	325	173	41	486
336	Cotton Dresses	97	62	30	169	172	105
337	Cotton Playsuits	2	10	40	5	40	68
338	Cotton Knit Shirts, MB	354	573	760	3,095	4,855	7,189
339	Cotton Knit Shirts, WGI	1,725	1,571	1,794	5,672	7,646	8,378
340	Cotton Non-knit Shirts, MB	310	73	34	620	159	75
341	Cotton Non-knit Shirts, WGI	27	526	467	58	1,063	889
342	Cotton Skirts	46	295	142	137	813	451
345	Cotton Sweaters	369	408	495	1,668	2,178	2,496
347	Cotton Trousers, MB	7	116	147	33	386	517
348	Cotton Trousers, WGI	172	234	504	358	767	1,520
350	Cotton Dressing Gowns	0	3	0	0	15	2
351	Cotton Nightwear	312	0	0	187	0	1
352	Cotton Underwear	94	19	62	47	15	31
359	Other Cotton Apparel	8	6	38	29	37	65
360	Cotton Pillowcases	0	0	2	0	0	3
363	Cotton Pile Towels	638	606	477	502	430	338
369	Other Cotton Manufactures	2,453	574	159	1,166	367	239
400	Wool Tops & Yarn	453	518	52	964	1,292	228
410	Woolen & Worsted Fabric	388	368	267	2,013	2,145	1,380
414	Other Wool Fabrics	24	8	4	99	50	19
431	Wool Gloves and Mittens	1	0	1	11	3	13
432	Wool Hosiery	1	0	0	5	2	3
433	Wool Suit-type Coats, MB	1	0	0	9	6	0
434	Other Wool Coats, MB	1	4	8	2	43	89
435	Wool Coats, WGI	11	6	7	61	61	80
436	Wool Dresses	3	2	1	26	21	13
438	Wool Knit Shirts	0	0	0	0	0	0
440	Wool Non-knit Shirts	1	0	0	4	1	0
442	Wool Skirts	3	4	3	44	56	43
444	Wool Suits, WGI	0	0	0	4	0	0

U.S. general imports from PERU by MFA categories, 1986-88

Category	Description	1,000 equivalent square yards			1,000 dollars		
		1986	1987	1988	1986	1987	1988
445	Wool Sweaters, MB	61	66	56	719	874	1,065
446	Wool Sweaters, WGI	123	98	92	1,710	1,378	1,431
448	Wool Trousers, WGI	1	0	0	7	1	2
459	Other Wool Apparel	36	22	20	281	197	138
464	Wool Blankets	9	8	3	81	101	57
465	Wool Floor Coverings	5	1	0	162	17	22
469	Other Wool Manufactures	21	20	18	97	107	119
604	Synthetic Staple Fiber Yarns	1,043	0	0	337	0	0
611	Woven Fabrics of Artificial Staple	0	0	1	0	0	2
613	MMF Sheeting	12	17	1	27	23	1
617	MMF Twills and Sateens	0	0	0	0	0	1
619	Woven Polyester Filament Fabrics	0	0	1	0	0	2
620	Other Woven Filament Fabrics	0	0	0	1	0	0
624	MMF Fabric Mixed with Wool	4	0	0	9	0	0
631	MMF Gloves	1	0	0	6	0	0
632	MMF Hosiery	48	5	0	29	3	0
633	MMF Suit-type Coats, MB	0	0	0	0	0	1
635	MMF Coats, WGI	0	1	0	0	3	0
638	MMF Knit Shirts, MB	1	0	0	0	0	0
639	MMF Knit Shirts, WGI	0	1	0	1	3	0
640	MMF Non-knit Shirts, MB	0	4	0	0	8	0
641	MMF Non-knit Shirts, WGI	0	0	3	1	0	22
642	MMF Skirts	0	0	2	0	0	13
645	MMF Sweaters, MB	1	0	2	2	0	2
646	MMF Sweaters, WGI	3	0	1	5	1	2
648	MMF Trousers, WGI	1	0	0	3	0	0
649	MMF Brassieres etc.	2	0	0	15	0	0
650	MMF Dressing Gowns	0	1	0	0	3	0
651	MMF Nightwear	0	0	18	0	0	19
652	MMF Underwear	15	3	3	7	6	7
659	Other MMF Apparel	4	2	1	6	4	2
665	MMF Floor Coverings	2	0	0	9	0	0
666	Other MMF Furnishings	5	1	2	6	0	5
669	Other MMF Manufactures	4	11	8	2	4	4
670	MMF Flat Goods, etc.	3	0	0	20	0	0
810	SLR Fabric	0	0	0	0	0	0
835	SLR Coats, WGI	0	0	0	2	0	0
842	SLR Skirts	0	0	0	0	0	0
858	SLR Neckties	0	0	0	0	0	0
870	SLR Handbags and Flatgoods	0	0	0	0	1	0
871	Handbags & Flatgoods Silk & Veg	0	1	1	1	9	3
899	Other SLR Manufactures	1	0	2	0	1	0
Total		54,581	41,221	33,759	41,868	46,465	45,404

Source: Compiled from official statistics of the U.S. Department of Commerce.

Note.--A zero (0) indicates less than \$500 or 500 equivalent square yards. 1986 data for silk blends, linen, and ramie represent imports from August, when the data were first collected, through December, 1986.

U.S. general imports from the PHILIPPINES by MFA categories, 1986-88

Cate- gory	Description	1986	1987	1988	1986	1987	1988
		1,000 equivalent square yards			-----1,000 dollars-----		
200	Cot or MMF Yarns, Sewing Thread	454	690	747	324	613	641
201	Cot or MMF Specialty Yarns	22	716	454	8	214	147
218	Cot or MMF Different Color Yarns	212	1	1	83	12	16
219	Cot or MMF Duck Fabric	0	0	90	0	0	97
220	Cot or MMF Special Weave Fabric	2	0	2	20	3	3
222	Cot or MMF Knit Fabric	1	3	3	1	3	2
223	Cot or MMF Non-woven Fabric	14	0	0	44	0	2
224	Cot or MMF Pile & Tufted Fabric	0	0	1	0	0	1
225	Cot or MMF Denim	0	64	33	0	90	45
226	Cot or MMF Cheesecloth & Batistes	11	0	0	5	0	0
229	Cot or MMF Special Purpose Fabric	2,170	3,624	3,516	4,132	5,031	5,023
239	Cot or MMF Apparel for Infants	20,633	23,188	25,280	42,097	47,140	57,012
300	Carded Cotton Yarn	0	165	0	0	9	0
313	Cotton Sheeting	780	8,257	4,788	353	4,381	2,728
314	Cotton Poplin & Broadcloth	0	10	907	0	54	321
315	Cotton Printcloth	0	3	0	0	3	0
317	Cotton Twills and Sateens	803	3,799	143	458	2,586	126
330	Cotton Handkerchiefs	678	626	619	1,195	1,380	1,360
331	Cotton Gloves & Mittens	2,235	2,382	2,801	1,899	1,947	2,526
332	Cotton Hosiery	18	36	68	37	62	126
333	Cotton Suit-type Coats, MB	351	314	50	1,575	1,564	167
334	Other Cotton Coats, MB	2,950	4,175	6,121	8,589	14,001	23,086
335	Cotton Coats, WGI	3,547	3,590	3,236	6,379	10,274	11,386
336	Cotton Dresses	8,019	9,660	12,716	7,128	9,470	15,751
337	Cotton Playsuits	8,602	9,151	9,483	8,924	9,397	11,927
338	Cotton Knit Shirts, MB	5,510	6,436	5,416	35,151	51,566	46,920
339	Cotton Knit Shirts, WGI	1,513	2,666	2,120	7,189	20,026	17,177
340	Cotton Non-knit Shirts, MB	6,698	9,711	14,606	11,370	20,137	35,327
341	Cotton Non-knit Shirts, WGI	2,945	2,723	2,299	8,354	9,549	7,367
342	Cotton Skirts	1,579	2,638	2,046	5,075	14,851	11,012
345	Cotton Sweaters	1,528	1,445	3,597	3,788	4,260	10,786
347	Cotton Trousers, MB	6,439	8,626	10,380	20,155	32,055	44,219
348	Cotton Trousers, WGI	7,355	9,509	9,235	17,708	34,150	36,808
349	Cotton Brassieres, etc.	191	278	307	485	787	958
350	Cotton Dressing Gowns	158	446	1,405	272	701	2,148
351	Cotton Nightwear	3,822	3,322	3,749	3,348	4,028	5,683
352	Cotton Underwear	1,122	2,122	2,811	729	1,395	2,271
359	Other Cotton Apparel	3,242	5,196	6,086	5,410	7,303	8,636
360	Cotton Pillowcases	5	129	535	15	142	707
361	Cotton Sheets	13	554	3,628	7	253	2,537
362	Cotton Bedspreads & Quilts	8	49	99	18	184	254
363	Cotton Pile Towels	1,452	1,811	3,646	1,047	1,846	3,256
369	Other Cotton Manufactures	7,657	6,271	10,177	4,126	4,211	6,446
410	Woolen & Worsted Fabric	0	3	0	0	8	1
414	Other Wool Fabrics	0	4	0	0	13	1
431	Wool Gloves and Mittens	132	125	73	1,738	1,665	975
432	Wool Hosiery	0	0	0	0	0	0
433	Wool Suit-type Coats, MB	91	121	88	640	1,042	651
434	Other Wool Coats, MB	0	3	29	0	1	119
435	Wool Coats, WGI	6	6	73	18	34	290
436	Wool Dresses	57	125	46	193	441	143
438	Wool Knit Shirts	2	0	74	14	0	604
440	Wool Non-knit Shirts	0	0	0	1	0	0

C-108

U.S. general imports from the PHILIPPINES by MFA categories, 1986-88

Category	Description	1986	1987	1988	1986	1987	1988
		1,000 equivalent square yards			1,000 dollars		
442	Wool Skirts	68	200	156	484	1,584	1,246
443	Wool Suits, MB	91	175	125	704	1,573	1,773
444	Wool Suits, WGI	6	3	0	22	9	0
445	Wool Sweaters, MB	214	203	177	934	1,025	982
446	Wool Sweaters, WGI	151	112	120	658	1,004	1,316
447	Wool Trousers, MB	71	98	70	362	193	514
448	Wool Trousers, WGI	0	2	199	1	28	1,712
459	Other Wool Apparel	151	198	150	1,431	1,374	910
465	Wool Floor Coverings	29	30	37	1,283	1,472	1,999
469	Other Wool Manufactures	1	0	0	4	0	0
600	Textured Filament Yarns	0	94	0	0	17	0
604	Synthetic Staple Fiber Yarns	6,572	2,274	532	1,998	738	168
611	Woven Fabrics of Artificial Staple	3	0	5	3	0	15
614	MMF Poplin and Broadcloth	0	14	0	0	10	0
617	MMF Twills and Sateens	0	0	85	0	0	43
619	Woven Polyester Filament Fabrics	152	5	48	75	3	43
620	Other Woven Filament Fabrics	8	0	0	27	0	1
624	MMF Fabric Mixed with Wool	0	0	5	0	0	17
625	MMF Poplin & Broadcloth	0	0	0	0	2	0
627	MMF Sheeting	0	1	0	0	12	0
628	MMF Twills & Sateens	0	0	0	0	0	0
629	Other MMF Fabric	2	66	81	1	150	183
631	MMF Gloves	6,012	7,023	6,064	23,895	26,974	26,069
632	MMF Hosiery	73	128	128	100	184	246
633	MMF Suit-type Coats, MB	202	200	192	1,033	958	982
634	Other MMF Coats, MB	5,241	7,135	9,966	8,256	11,476	18,075
635	MMF Coats, WGI	8,760	11,110	8,308	10,621	14,907	14,833
636	MMF Dresses	30,878	31,018	35,447	17,988	19,812	30,088
637	MMF Playsuits	11,660	10,456	8,250	9,482	9,031	8,768
638	MMF Knit Shirts, MB	10,034	10,377	9,412	13,642	20,387	18,956
639	MMF Knit Shirts, WGI	10,299	7,631	6,320	12,021	13,714	13,144
640	MMF Non-knit Shirts, MB	2,977	1,041	749	4,511	1,454	1,108
641	MMF Non-knit Shirts, WGI	4,246	3,064	3,045	14,232	11,953	11,947
642	MMF Skirts	1,534	2,539	1,644	4,341	12,546	8,586
643	MMF Suits, MB	1,029	994	823	5,436	5,551	4,816
644	MMF Suits, WGI	62	90	166	38	196	126
645	MMF Sweaters, MB	3,138	2,760	3,725	3,004	3,189	4,392
646	MMF Sweaters, WGI	11,542	11,821	13,576	11,700	13,656	17,211
647	MMF Trousers, MB	2,347	3,037	4,270	3,346	5,956	10,154
648	MMF Trousers, WGI	4,598	3,666	4,145	4,638	4,804	8,307
649	MMF Brassieres etc.	18,143	19,666	21,706	45,708	52,533	61,938
650	MMF Dressing Gowns	693	1,153	2,355	1,222	2,432	5,080
651	MMF Nightwear	6,188	7,758	7,989	8,109	10,995	13,990
652	MMF Underwear	11,546	13,051	16,766	5,287	7,840	10,175
659	Other MMF Apparel	15,405	17,134	22,056	11,295	12,419	18,503
665	MMF Floor Coverings	3	6	10	63	107	185
666	Other MMF Furnishings	979	1,214	2,256	939	1,607	2,877
669	Other MMF Manufactures	2,194	815	2,093	190	102	342
670	MMF Flat Goods, etc.	5,016	4,031	8,908	4,766	4,353	9,782
810	SLR Fabric	0	0	0	1	2	1
831	SLR Gloves	1	0	0	5	0	0
832	SLR Hosiery	1	2	0	10	1	0
833	SLR Suit-type Coats, MB	10	52	17	57	500	147
834	Other SLR Coats, MB	40	8	0	260	45	0

U.S. general imports from the PHILIPPINES by MFA categories, 1986-88

Category	Description	1,000 equivalent square yards			1,000 dollars		
		1986	1987	1988	1986	1987	1988
835	SLR Coats, WGI	27	129	168	68	474	477
836	SLR Dresses	3	199	39	11	570	152
838	SLR Knit Shirts	1	1	0	5	4	3
840	SLR Non-knit Shirts	55	141	242	139	579	788
842	SLR Skirts	72	404	476	476	1,634	2,068
843	SLR Suits, MB	0	23	0	0	68	0
844	SLR Suits, WGI	11	10	0	66	53	2
845	Sweaters, Other Veg. Fibers	605	1,488	1,871	1,084	3,001	3,503
846	Sweaters, Silk Blends	1	29	3	3	106	5
847	SLR Trousers	5	296	2,674	15	1,090	8,836
850	SLR Robes	0	0	9	0	0	37
851	SLR Nightwear	1	3	3	4	12	12
852	SLR Underwear	5	7	7	3	4	5
859	Other SLR Apparel	59	126	50	134	328	170
863	SLR Towels	11	39	42	10	32	38
870	SLR Handbags and Flatgoods	1,237	9,759	3,473	1,550	9,400	3,348
871	Handbags & Flatgoods Silk & Veg	415	317	129	389	527	279
899	Other SLR Manufactures	2,616	5,058	3,982	2,080	4,644	3,613
Total		290,524	335,259	368,929	450,321	620,287	732,869

Source: Compiled from official statistics of the U.S. Department of Commerce.

Note.--A zero (0) indicates less than \$500 or 500 equivalent square yards. 1986 data for silk blends, linen, and ramie represent imports from August, when the data were first collected, through December, 1986.

U.S. general imports from POLAND by MFA categories, 1986-88

Cate- gory	Description	1986	1987	1988	1986	1987	1988
		1,000 equivalent square yards			1,000 dollars		
201	Cot or MMF Specialty Yarns	0	161	0	0	36	0
220	Cot or MMF Special Weave Fabric	92	3	16	96	13	30
222	Cot or MMF Knit Fabric	0	0	425	0	0	194
224	Cot or MMF Pile & Tufted Fabric	0	0	0	0	0	0
229	Cot or MMF Special Purpose Fabric	38	135	224	12	47	100
239	Cot or MMF Apparel for Infants	5	0	0	5	0	0
313	Cotton Sheeting	2	267	3,948	2	131	2,153
314	Cotton Poplin & Broadcloth	0	0	55	0	1	14
315	Cotton Printcloth	0	167	0	0	30	0
326	Cotton Sateens	0	0	128	0	0	148
333	Cotton Suit-type Coats, MB	451	231	384	1,832	1,061	1,780
334	Other Cotton Coats, MB	375	441	415	2,034	2,759	2,934
335	Cotton Coats, WGI	214	532	1,064	788	1,992	4,672
336	Cotton Dresses	0	73	559	0	67	355
338	Cotton Knit Shirts, MB	65	729	902	69	1,169	1,820
339	Cotton Knit Shirts, WGI	0	327	842	0	471	1,991
340	Cotton Non-knit Shirts, MB	43	406	1,050	16	233	1,144
341	Cotton Non-knit Shirts, WGI	139	283	670	138	396	1,164
342	Cotton Skirts	52	0	11	190	0	24
345	Cotton Sweaters	64	0	0	1	0	0
347	Cotton Trousers, MB	58	220	375	87	146	722
348	Cotton Trousers, WGI	244	321	633	291	410	975
350	Cotton Dressing Gowns	0	2	10	0	6	20
353	Cotton Down-filled Coats, MB	0	0	15	0	0	258
359	Other Cotton Apparel	42	137	107	32	91	116
361	Cotton Sheets	0	4	0	0	15	0
362	Cotton Bedspreads & Quilts	28	81	223	13	44	134
363	Cotton Pile Towels	104	14	260	356	61	815
369	Other Cotton Manufactures	1	26	58	1	19	21
410	Woolen & Worsted Fabric	871	1,670	2,589	1,923	3,977	7,544
414	Other Wool Fabrics	0	1	0	0	10	1
433	Wool Suit-type Coats, MB	225	255	514	853	1,224	1,952
434	Other Wool Coats, MB	88	212	137	280	964	675
435	Wool Coats, WGI	200	281	309	583	1,044	1,480
436	Wool Dresses	5	0	0	10	0	0
438	Wool Knit Shirts	0	0	0	0	5	0
442	Wool Skirts	31	29	0	190	59	0
443	Wool Suits, MB	355	639	715	1,715	3,156	4,367
444	Wool Suits, WGI	225	118	119	1,088	698	845
445	Wool Sweaters, MB	86	144	243	162	341	470
446	Wool Sweaters, WGI	86	43	106	171	129	297
447	Wool Trousers, MB	3	0	42	13	1	349
448	Wool Trousers, WGI	73	68	69	379	325	416
459	Other Wool Apparel	15	29	6	58	48	24
465	Wool Floor Coverings	1	0	10	40	21	148
469	Other Wool Manufactures	0	3	4	0	10	13
611	Woven Fabrics of Artificial Staple	397	555	1,012	180	321	616
613	MMF Sheeting	0	0	1	0	0	2
614	MMF Poplin and Broadcloth	0	0	152	0	0	43
617	MMF Twills and Sateens	0	12	0	0	5	0
620	Other Woven Filament Fabrics	7	4	8	8	7	17
624	MMF Fabric Mixed with Wool	0	17	350	0	31	675
627	MMF Sheeting	0	0	1	0	0	1

U.S. general imports from POLAND by MFA categories, 1986-88

Category	Description	1,000 equivalent square yards			-----1,000 dollars-----		
		1986	1987	1988	1986	1987	1988
629	Other MMF Fabric	0	0	39	0	0	35
633	MMF Suit-type Coats, MB	77	132	298	268	727	1,651
634	Other MMF Coats, MB	30	124	442	82	108	563
635	MMF Coats, WGI	0	0	130	0	1	533
636	MMF Dresses	5	1	45	7	1	43
637	MMF Playsuits	0	3	0	0	4	0
638	MMF Knit Shirts, MB	79	93	196	36	84	246
639	MMF Knit Shirts, WGI	410	651	1,264	586	1,277	2,332
640	MMF Non-knit Shirts, MB	0	12	0	0	15	0
641	MMF Non-knit Shirts, WGI	23	16	15	110	26	21
642	MMF Skirts	2	28	271	16	48	331
643	MMF Suits, MB	0	0	45	0	0	270
644	MMF Suits, WGI	0	0	0	0	1	1
645	MMF Sweaters, MB	1,241	1,140	1,069	666	738	822
646	MMF Sweaters, WGI	2,141	1,626	1,334	1,253	1,213	1,143
647	MMF Trousers, MB	34	145	643	137	184	1,233
648	MMF Trousers, WGI	0	162	55	0	236	73
652	MMF Underwear	32	0	0	13	0	0
659	Other MMF Apparel	32	1	4	25	3	3
666	Other MMF Furnishings	28	203	55	7	104	20
669	Other MMF Manufactures	0	0	0	0	0	0
670	MMF Flat Goods, etc.	0	1	0	0	3	1
810	SLR Fabric	1,157	3,157	3,865	1,532	5,021	7,016
833	SLR Suit-type Coats, MB	0	58	44	2	316	280
834	Other SLR Coats, MB	0	5	10	0	25	48
835	SLR Coats, WGI	0	0	23	1	0	93
842	SLR Skirts	0	9	7	1	33	37
844	SLR Suits, WGI	1	165	37	3	581	195
847	SLR Trousers	2	35	165	11	126	352
863	SLR Towels	0	18	23	9	66	28
870	SLR Handbags and Flatgoods	0	0	0	1	0	0
871	Handbags & Flatgoods Silk & Veg	1	0	0	7	2	1
899	Other SLR Manufactures	0	2,462	4,295	0	856	1,582
Total		9,981	18,893	33,137	18,388	33,373	60,472

Source: Compiled from official statistics of the U.S. Department of Commerce.

Note.--A zero (0) indicates less than \$500 or 500 equivalent square yards. 1986 data for silk blends, linen, and ramie represent imports from August, when the data were first collected, through December, 1986.

U.S. general imports from PORTUGAL by MFA categories, 1986-88

Category	Description	1986	1987	1988	1986	1987	1988
		1,000 equivalent square yards			-----1,000 dollars-----		
200	Cot or MMF Yarns, Sewing Thread	95	70	70	148	99	114
201	Cot or MMF Specialty Yarns	5,193	8,081	7,548	863	1,345	1,633
218	Cot or MMF Different Color Yarns	10,441	8,928	11,659	10,106	8,760	12,010
220	Cot or MMF Special Weave Fabric	277	250	223	678	661	439
222	Cot or MMF Knit Fabric	49	32	12	30	32	10
223	Cot or MMF Non-woven Fabric	0	0	33	0	0	9
224	Cot or MMF Pile & Tufted Fabric	4	9	1	5	31	3
225	Cot or MMF Denim	43	337	0	95	421	0
226	Cot or MMF Cheesecloth & Batistes	3	15	77	0	18	66
229	Cot or MMF Special Purpose Fabric	1,454	1,849	3,573	404	484	1,090
239	Cot or MMF Apparel for Infants	265	329	576	732	1,020	1,530
300	Carded Cotton Yarn	213	18	9	67	22	12
301	Combed Cotton Yarn	0	0	14	0	0	6
313	Cotton Sheeting	1,642	9,058	1,372	885	4,719	752
314	Cotton Poplin & Broadcloth	91	288	403	167	623	1,264
315	Cotton Printcloth	483	2,949	125	231	1,432	69
317	Cotton Twills and Sateens	436	280	226	855	416	239
326	Cotton Sateens	1	2	0	86	4	0
330	Cotton Handkerchiefs	162	20	5	329	68	14
331	Cotton Gloves & Mittens	0	0	0	3	0	0
332	Cotton Hosiery	11	3	5	26	10	10
333	Cotton Suit-type Coats, MB	5	3	15	27	36	117
334	Other Cotton Coats, MB	164	72	26	447	322	147
335	Cotton Coats, WGI	457	583	582	1,317	1,888	1,805
336	Cotton Dresses	1,591	1,624	1,538	2,067	3,444	3,848
337	Cotton Playsuits	69	183	111	205	609	378
338	Cotton Knit Shirts, MB	818	947	941	6,401	7,818	7,615
339	Cotton Knit Shirts, WGI	3,658	6,085	6,888	19,439	38,460	36,863
340	Cotton Non-knit Shirts, MB	4,899	4,751	3,105	12,811	12,381	9,983
341	Cotton Non-knit Shirts, WGI	2,460	1,776	726	10,051	7,810	3,414
342	Cotton Skirts	970	1,575	1,228	4,171	7,705	5,474
345	Cotton Sweaters	1,149	2,377	1,371	2,864	6,042	3,163
347	Cotton Trousers, MB	400	517	331	1,258	2,079	1,803
348	Cotton Trousers, WGI	1,549	1,964	1,859	5,868	8,265	8,568
349	Cotton Brassieres, etc.	0	0	0	2	1	0
350	Cotton Dressing Gowns	1,474	1,461	1,055	3,692	4,395	3,456
351	Cotton Nightwear	2,773	2,975	2,026	3,633	4,246	3,305
352	Cotton Underwear	487	101	1,068	520	352	878
353	Cotton Down-filled Coats, MB	0	0	0	0	0	2
354	Cotton Down-filled Coats, WGI	0	0	24	15	6	672
359	Other Cotton Apparel	450	344	318	1,032	749	802
360	Cotton Pillowcases	2,178	2,232	2,341	2,905	3,098	3,837
361	Cotton Sheets	18,241	18,406	18,068	15,566	17,887	20,997
362	Cotton Bedspreads & Quilts	189	357	808	350	685	1,813
363	Cotton Pile Towels	1,189	733	417	6,465	3,967	2,235
369	Other Cotton Manufactures	2,024	1,835	1,851	928	1,220	1,386
400	Wool Tops & Yarn	0	27	13	0	40	20
410	Woolen & Worsted Fabric	298	240	122	1,008	896	449
414	Other Wool Fabrics	77	47	25	495	441	298
432	Wool Hosiery	0	0	0	3	2	0
433	Wool Suit-type Coats, MB	76	31	22	539	263	237
434	Other Wool Coats, MB	14	2	4	58	24	23
435	Wool Coats, WGI	42	30	23	104	178	203

C-113

U.S. general imports from PORTUGAL by MFA categories, 1986-88

Category	Description	1986	1987	1988	1986	1987	1988
		1,000 equivalent square yards	1,000 equivalent square yards	1,000 equivalent square yards	1,000 dollars	1,000 dollars	1,000 dollars
436	Wool Dresses	52	7	1	146	33	9
438	Wool Knit Shirts	51	43	31	482	421	291
440	Wool Non-knit Shirts	1	1	0	9	30	4
442	Wool Skirts	354	90	74	1,698	433	561
443	Wool Suits, MB	82	153	50	854	1,544	650
444	Wool Suits, WGI	2	7	0	10	5	4
445	Wool Sweaters, MB	79	99	9	515	510	59
446	Wool Sweaters, WGI	93	33	76	966	399	629
447	Wool Trousers, MB	27	15	7	205	170	116
448	Wool Trousers, WGI	111	40	40	555	184	250
459	Other Wool Apparel	50	50	16	358	302	159
464	Wool Blankets	0	0	0	1	0	0
465	Wool Floor Coverings	57	38	30	3,129	3,265	3,288
469	Other Wool Manufactures	0	0	0	6	5	7
600	Textured Filament Yarns	146	0	0	107	0	0
604	Synthetic Staple Fiber Yarns	3,150	1,485	0	1,447	740	0
606	Non-textured Filament Yarns	7	0	0	3	0	0
607	Other MMF Staple Yarns	1	0	0	1	0	0
611	Woven Fabrics of Artificial Staple	25	14	15	55	32	36
614	MMF Poplin and Broadcloth	0	7	0	0	23	0
615	MMF Printcloth	0	0	0	1	0	0
617	MMF Twills and Sateens	3	14	0	6	46	0
618	Woven Fabrics of C-F MMF Yarns	26	21	90	86	60	235
619	Woven Polyester Filament Fabrics	9	2	1	3	6	2
620	Other Woven Filament Fabrics	81	9	129	23	27	303
624	MMF Fabric Mixed with Wool	207	233	11	552	643	70
625	MMF Poplin & Broadcloth	0	8	0	0	14	1
627	MMF Sheeting	0	2	0	0	4	0
628	MMF Twills & Sateens	0	0	4	0	0	12
629	Other MMF Fabric	4	15	24	19	42	56
630	MMF Handkerchiefs	3	3	3	14	12	14
631	MMF Gloves	27	6	8	93	29	24
632	MMF Hosiery	11	72	3	19	36	18
633	MMF Suit-type Coats, MB	35	3	4	267	32	52
634	Other MMF Coats, MB	23	40	19	182	232	107
635	MMF Coats, WGI	163	72	89	586	521	547
636	MMF Dresses	235	238	211	484	392	496
637	MMF Playsuits	51	83	22	85	196	61
638	MMF Knit Shirts, MB	12	8	17	21	38	64
639	MMF Knit Shirts, WGI	311	51	52	586	202	198
640	MMF Non-knit Shirts, MB	19	10	6	40	41	35
641	MMF Non-knit Shirts, WGI	129	34	141	813	243	533
642	MMF Skirts	211	264	212	979	1,649	1,054
643	MMF Suits, MB	22	16	43	185	210	544
644	MMF Suits, WGI	21	20	3	62	56	22
645	MMF Sweaters, MB	1,575	2,461	1,961	1,194	1,897	1,528
646	MMF Sweaters, WGI	3,812	3,296	3,125	3,387	2,670	2,664
647	MMF Trousers, MB	20	20	34	195	197	213
648	MMF Trousers, WGI	87	75	91	329	328	564
650	MMF Dressing Gowns	0	0	2	1	1	7
651	MMF Nightwear	3	5	1	7	10	1
652	MMF Underwear	69	83	62	222	196	146
653	MMF Down-filled Coats, MB	5	4	0	70	98	13
654	MMF Down-filled Coats, WGI	7	5	2	90	103	44

U.S. general imports from PORTUGAL by MFA categories, 1986-88

Category	Description	1,000 equivalent square yards			1,000 dollars		
		1986	1987	1988	1986	1987	1988
659	Other MMF Apparel	580	644	728	1,150	1,376	1,304
665	MMF Floor Coverings	1	2	1	48	53	37
666	Other MMF Furnishings	2,086	3,571	1,568	1,078	1,552	673
669	Other MMF Manufactures	9,541	9,876	10,847	1,226	1,383	2,125
670	MMF Flat Goods, etc.	1	3	3	6	22	26
800	SLR Yarn	3	7	2	5	4	2
810	SLR Fabric	17	31	0	47	78	1
832	SLR Hosiery	0	0	0	0	0	3
833	SLR Suit-type Coats, MB	0	0	0	0	3	4
834	Other SLR Coats, MB	3	0	0	23	0	5
835	SLR Coats, WGI	0	5	10	0	13	72
836	SLR Dresses	0	0	0	0	0	4
840	SLR Non-knit Shirts	0	17	2	2	96	10
842	SLR Skirts	0	5	3	0	4	27
843	SLR Suits, MB	0	9	0	0	67	5
844	SLR Suits, WGI	0	1	0	0	6	0
845	Sweaters, Other Veg. Fibers	0	0	1	0	0	6
847	SLR Trousers	2	0	4	5	0	31
851	SLR Nightwear	0	15	0	0	15	0
852	SLR Underwear	0	2	3	0	2	5
858	SLR Neckties	18	23	3	120	164	25
859	Other SLR Apparel	14	26	38	62	128	131
863	SLR Towels	1	16	16	6	56	69
899	Other SLR Manufactures	190	180	201	428	791	759
Total		92,489	107,484	92,990	145,305	179,611	164,077

Source: Compiled from official statistics of the U.S. Department of Commerce.

Note.--A zero (0) indicates less than \$500 or 500 equivalent square yards. 1986 data for silk blends, linen, and ramie represent imports from August, when the data were first collected, through December, 1986.

U.S. general imports from ROMANIA by MFA categories, 1986-88

Category	Description	1986	1987	1988	1986	1987	1988
		1,000 equivalent square yards			-----1,000 dollars-----		
218	Cot or MMF Different Color Yarns	13	3	2	18	3	5
219	Cot or MMF Duck Fabric	1	0	0	1	0	1
220	Cot or MMF Special Weave Fabric	549	712	101	815	950	133
225	Cot or MMF Denim	0	0	0	0	0	0
226	Cot or MMF Cheesecloth & Batistes	70	0	0	28	0	0
239	Cot or MMF Apparel for Infants	1	0	0	0	0	0
300	Carded Cotton Yarn	0	5	0	0	7	0
313	Cotton Sheeting	1	1,416	0	1	676	2
314	Cotton Poplin & Broadcloth	0	0	28	0	0	39
315	Cotton Printcloth	636	2,136	1,900	169	650	626
317	Cotton Twills and Sateens	0	0	4	0	0	7
326	Cotton Sateens	3	0	0	1	0	0
331	Cotton Gloves & Mittens	39	0	0	31	0	0
333	Cotton Suit-type Coats, MB	566	253	47	2,393	1,074	182
334	Other Cotton Coats, MB	6,315	5,209	5,369	9,855	7,996	8,972
335	Cotton Coats, WGI	2,517	3,075	1,537	5,103	5,861	3,918
336	Cotton Dresses	2	45	7	11	213	39
337	Cotton Playsuits	17	0	0	55	0	0
338	Cotton Knit Shirts, MB	1,115	2,060	1,487	2,460	5,664	5,100
339	Cotton Knit Shirts, WGI	644	1,101	283	1,631	2,473	703
340	Cotton Non-knit Shirts, MB	3,631	3,426	666	5,245	4,766	1,032
341	Cotton Non-knit Shirts, WGI	72	154	182	242	525	684
342	Cotton Skirts	206	318	151	767	1,317	574
347	Cotton Trousers, MB	1,400	1,915	1,581	1,573	3,469	2,778
348	Cotton Trousers, WGI	1,199	2,218	2,905	2,861	6,394	7,579
351	Cotton Nightwear	0	13	4	0	20	8
352	Cotton Underwear	231	492	643	611	771	870
359	Other Cotton Apparel	30	457	41	42	333	82
360	Cotton Pillowcases	285	512	601	235	387	404
361	Cotton Sheets	1,822	3,368	3,566	716	1,413	1,742
362	Cotton Bedspreads & Quilts	230	0	0	150	0	0
369	Other Cotton Manufactures	0	0	51	0	0	23
400	Wool Tops & Yarn	0	0	0	1	0	0
410	Woolen & Worsted Fabric	1	2	2	2	5	5
414	Other Wool Fabrics	0	0	0	0	0	4
433	Wool Suit-type Coats, MB	145	82	74	1,156	626	613
434	Other Wool Coats, MB	41	181	192	251	1,106	1,273
435	Wool Coats, WGI	167	159	116	733	932	424
436	Wool Dresses	0	0	0	0	7	0
440	Wool Non-knit Shirts	0	0	1	0	0	5
442	Wool Skirts	149	44	43	870	117	337
443	Wool Suits, MB	138	326	247	1,036	1,376	1,656
444	Wool Suits, WGI	202	174	405	1,216	1,157	2,310
445	Wool Sweaters, MB	44	94	0	142	158	0
446	Wool Sweaters, WGI	0	0	0	0	0	1
447	Wool Trousers, MB	23	40	59	166	233	333
448	Wool Trousers, WGI	197	46	78	1,554	317	399
459	Other Wool Apparel	29	39	19	149	153	46
464	Wool Blankets	0	54	40	0	154	121
465	Wool Floor Coverings	189	139	151	10,657	7,786	9,126
469	Other Wool Manufactures	1	13	0	121	21	0
600	Textured Filament Yarns	1,971	583	3,193	591	196	1,117
604	Synthetic Staple Fiber Yarns	13,100	13,283	7,758	5,303	5,669	2,987

U.S. general imports from ROMANIA by MFA categories, 1986-88

Category	Description	1986	1987	1988	1986	1987	1988
		1,000 equivalent square yards			1,000 dollars		
606	Non-textured Filament Yarns	873	0	0	77	0	0
611	Woven Fabrics of Artificial Staple	21	7	195	30	35	79
613	MMF Sheeting	151	14	610	204	21	822
614	MMF Poplin and Broadcloth	196	0	0	455	0	0
617	MMF Twills and Sateens	245	0	0	330	0	0
618	Woven Fabrics of C-F MMF Yarns	173	29	0	278	45	0
619	Woven Polyester Filament Fabrics	34	0	0	47	0	0
620	Other Woven Filament Fabrics	153	1	0	263	5	0
624	MMF Fabric Mixed with Wool	8	0	29	24	1	46
625	MMF Poplin & Broadcloth	0	104	0	0	145	0
627	MMF Sheeting	4	321	214	6	484	315
628	MMF Twills & Sateens	0	0	2	1	0	4
629	Other MMF Fabric	3	266	146	7	378	297
633	MMF Suit-type Coats, MB	164	169	83	885	1,010	372
634	Other MMF Coats, MB	297	535	634	272	563	678
635	MMF Coats, WGI	1,488	1,798	942	4,541	7,484	3,860
636	MMF Dresses	489	196	1	1,089	1,003	5
638	MMF Knit Shirts, MB	3,278	3,742	1,068	4,590	5,681	1,912
639	MMF Knit Shirts, WGI	716	1,041	202	1,557	2,516	338
640	MMF Non-knit Shirts, MB	2,325	1,660	1	2,596	1,885	5
641	MMF Non-knit Shirts, WGI	764	270	207	4,099	1,156	1,047
642	MMF Skirts	591	772	354	2,552	3,228	1,591
643	MMF Suits, MB	795	677	578	4,318	3,198	2,414
644	MMF Suits, WGI	387	655	403	1,105	2,085	1,376
645	MMF Sweaters, MB	4,629	4,936	3,101	5,123	6,055	4,106
646	MMF Sweaters, WGI	3,125	2,497	917	2,960	3,037	900
647	MMF Trousers, MB	156	445	489	249	754	1,220
648	MMF Trousers, WGI	143	545	347	473	2,234	1,342
650	MMF Dressing Gowns	16	74	0	10	19	0
651	MMF Nightwear	16	0	0	9	0	0
659	Other MMF Apparel	760	188	276	708	123	109
666	Other MMF Furnishings	0	0	1,037	0	0	292
669	Other MMF Manufactures	0	151	0	0	35	0
810	SLR Fabric	613	1,808	852	1,155	3,419	1,449
833	SLR Suit-type Coats, MB	65	111	78	326	593	348
835	SLR Coats, WGI	60	421	801	105	769	1,565
836	SLR Dresses	0	0	0	0	0	0
840	SLR Non-knit Shirts	51	359	706	139	957	1,912
842	SLR Skirts	7	110	182	53	415	672
843	SLR Suits, MB	50	85	97	263	437	525
844	SLR Suits, WGI	7	107	854	26	352	2,623
847	SLR Trousers	59	375	848	193	1,543	2,335
852	SLR Underwear	0	7	0	0	19	0
859	Other SLR Apparel	160	484	0	171	456	0
863	SLR Towels	51	0	0	61	0	0
899	Other SLR Manufactures	1,395	1,437	93	737	602	56
Total		62,512	70,545	49,883	101,050	117,720	90,876

Source: Compiled from official statistics of the U.S. Department of Commerce.

Note.--A zero (0) indicates less than \$500 or 500 equivalent square yards. 1986 data for silk blends, linen, and ramie represent imports from August, when the data were first collected, through December, 1986.

U.S. general imports from SINGAPORE by MFA categories, 1986-88

Category	Description	1,000 equivalent square yards			-----1,000 dollars-----		
		1986	1987	1988	1986	1987	1988
200	Cot or MMF Yarns, Sewing Thread	190	222	649	183	198	514
218	Cot or MMF Different Color Yarns	0	0	23	0	0	21
219	Cot or MMF Duck Fabric	0	189	0	0	108	0
220	Cot or MMF Special Weave Fabric	33	14	0	41	34	0
222	Cot or MMF Knit Fabric	193	2,856	1,505	69	973	628
223	Cot or MMF Non-woven Fabric	0	131	0	0	116	0
224	Cot or MMF Pile & Tufted Fabric	0	50	94	0	45	73
225	Cot or MMF Denim	6	0	0	7	0	0
226	Cot or MMF Cheesecloth & Batistes	12	25	0	6	14	0
229	Cot or MMF Special Purpose Fabric	1	10	2	14	4	4
239	Cot or MMF Apparel for Infants	556	1,164	1,295	1,391	3,330	4,068
300	Carded Cotton Yarn	1	0	0	0	0	0
301	Combed Cotton Yarn	0	0	0	0	1	0
313	Cotton Sheeting	142	1,178	208	67	633	233
314	Cotton Poplin & Broadcloth	135	95	0	46	52	0
315	Cotton Printcloth	0	0	198	1	1	121
317	Cotton Twills and Sateens	66	0	0	75	0	0
330	Cotton Handkerchiefs	56	0	33	29	0	38
331	Cotton Gloves & Mittens	993	1,133	663	517	456	306
333	Cotton Suit-type Coats, MB	613	223	5	1,804	781	23
334	Other Cotton Coats, MB	1,532	1,930	1,902	6,874	9,854	11,287
335	Cotton Coats, WGI	5,323	6,556	5,526	13,342	21,301	21,032
336	Cotton Dresses	1,939	2,195	2,569	3,301	4,038	5,873
337	Cotton Playsuits	1,289	1,114	1,325	1,502	1,359	2,101
338	Cotton Knit Shirts, MB	3,106	3,679	3,132	23,507	31,020	33,355
339	Cotton Knit Shirts, WGI	2,499	2,568	2,435	14,197	18,581	21,062
340	Cotton Non-knit Shirts, MB	13,829	13,105	12,794	41,591	44,462	61,203
341	Cotton Non-knit Shirts, WGI	1,594	1,959	1,636	6,953	10,114	8,586
342	Cotton Skirts	1,628	1,705	1,357	7,036	10,495	8,555
345	Cotton Sweaters	200	366	539	303	735	1,364
347	Cotton Trousers, MB	7,759	7,355	8,180	27,994	31,685	36,577
348	Cotton Trousers, WGI	5,773	6,663	5,986	22,609	30,610	32,854
349	Cotton Brassieres, etc.	3	0	0	6	0	0
350	Cotton Dressing Gowns	67	129	705	81	184	1,148
351	Cotton Nightwear	352	312	435	286	406	391
352	Cotton Underwear	34	104	249	24	160	310
353	Cotton Down-filled Coats, MB	37	22	17	440	306	235
354	Cotton Down-filled Coats, WGI	19	29	0	204	170	0
359	Other Cotton Apparel	400	998	1,028	768	1,956	2,274
361	Cotton Sheets	0	0	1	0	0	1
362	Cotton Bedspreads & Quilts	56	0	1	134	1	5
363	Cotton Pile Towels	21	10	10	30	7	30
369	Other Cotton Manufactures	80	118	58	140	113	126
400	Wool Tops & Yarn	5	1	6	16	4	21
410	Woolen & Worsted Fabric	0	3	0	0	22	0
434	Other Wool Coats, MB	162	93	87	887	593	697
435	Wool Coats, WGI	48	69	13	140	298	115
436	Wool Dresses	14	38	4	113	218	35
438	Wool Knit Shirts	8	22	0	52	92	0
440	Wool Non-knit Shirts	2	15	0	16	144	4
442	Wool Skirts	61	176	25	393	1,381	320
443	Wool Suits, MB	0	0	0	2	4	1
444	Wool Suits, WGI	0	36	0	4	158	1

U.S. general imports from SINGAPORE by MFA categories, 1986-88

Category	Description	1,000 equivalent square yards			1,000 dollars		
		1986	1987	1988	1986	1987	1988
445	Wool Sweaters, MB	16	29	22	66	117	147
446	Wool Sweaters, WGI	16	20	0	55	90	0
447	Wool Trousers, MB	27	16	15	386	305	334
448	Wool Trousers, WGI	59	53	22	652	548	412
459	Other Wool Apparel	69	31	7	378	260	54
465	Wool Floor Coverings	1	2	1	91	123	85
469	Other Wool Manufactures	0	0	0	0	0	0
604	Synthetic Staple Fiber Yarns	6,650	4,138	3,809	2,833	2,045	1,587
606	Non-textured Filament Yarns	0	0	966	0	0	309
607	Other MMF Staple Yarns	0	0	4	0	0	3
614	MMF Poplin and Broadcloth	0	0	0	0	0	0
615	MMF Printcloth	5	0	0	6	0	0
617	MMF Twills and Sateens	0	6	0	0	6	0
619	Woven Polyester Filament Fabrics	68	28	0	69	26	0
620	Other Woven Filament Fabrics	4	0	0	3	0	0
621	Impression fabric	295	177	128	713	514	357
628	MMF Twills & Sateens	0	0	0	0	0	0
629	Other MMF Fabric	46	0	0	47	0	0
630	MMF Handkerchiefs	1	1	1	1	1	2
631	MMF Gloves	967	860	770	455	433	373
632	MMF Hosiery	32	0	7	28	0	15
633	MMF Suit-type Coats, MB	13	0	0	13	0	0
634	Other MMF Coats, MB	6,551	5,060	5,738	8,493	8,326	9,854
635	MMF Coats, WGI	8,697	7,347	8,382	10,751	10,267	13,227
636	MMF Dresses	2,713	7,041	6,350	4,175	9,974	9,773
637	MMF Playsuits	1,179	1,672	1,383	1,613	2,544	2,167
638	MMF Knit Shirts, MB	14,349	11,954	9,954	21,107	26,810	27,340
639	MMF Knit Shirts, WGI	49,061	43,736	41,293	79,168	100,599	107,883
640	MMF Non-knit Shirts, MB	2,040	1,004	296	3,679	1,950	641
641	MMF Non-knit Shirts, WGI	2,711	1,856	2,173	11,766	8,856	11,118
642	MMF Skirts	1,088	2,747	2,864	3,482	10,597	11,583
644	MMF Suits, WGI	32	121	36	18	406	139
645	MMF Sweaters, MB	709	1,760	1,430	940	2,767	2,190
646	MMF Sweaters, WGI	2,788	2,136	1,546	3,647	2,983	2,192
647	MMF Trousers, MB	7,052	6,212	4,951	11,244	13,087	11,982
648	MMF Trousers, WGI	29,691	20,383	25,316	43,023	38,482	51,588
649	MMF Brassieres etc.	9	0	0	25	0	0
650	MMF Dressing Gowns	450	246	144	355	221	180
651	MMF Nightwear	60	129	643	39	128	579
652	MMF Underwear	8	17	2	14	16	5
653	MMF Down-filled Coats, MB	3	8	10	14	105	133
654	MMF Down-filled Coats, WGI	47	21	4	506	100	54
659	Other MMF Apparel	2,207	3,638	2,516	1,630	3,492	2,748
665	MMF Floor Coverings	0	0	0	0	0	5
666	Other MMF Furnishings	0	3	3	0	2	6
669	Other MMF Manufactures	700	61	5	65	80	12
670	MMF Flat Goods, etc.	7	12	26	34	27	94
810	SLR Fabric	0	0	0	0	0	1
833	SLR Suit-type Coats, MB	0	1	15	0	11	75
834	Other SLR Coats, MB	0	1	0	0	20	2
835	SLR Coats, WGI	4	84	43	13	269	133
836	SLR Dresses	0	2	20	1	7	101
838	SLR Knit Shirts	0	0	1	0	0	8
840	SLR Non-knit Shirts	2	55	144	6	184	785

C-119

U.S. general imports from SINGAPORE by MFA categories, 1986-88

Category	Description	1986	1987	1988	1986	1987	1988
		1,000 equivalent square yards			-----1,000 dollars-----		
842	SLR Skirts	2	291	257	9	1,292	1,149
844	SLR Suits, WGI	0	2	0	0	5	0
845	Sweaters, Other Veg. Fibers	18	181	21	67	555	56
846	Sweaters, Silk Blends	0	8	0	0	21	0
847	SLR Trousers	0	178	644	0	755	2,765
850	SLR Robes	0	0	11	1	2	10
851	SLR Nightwear	0	0	0	0	0	0
852	SLR Underwear	9	0	0	19	0	0
858	SLR Neckties	0	0	0	0	0	0
859	Other SLR Apparel	1	9	38	2	12	65
870	SLR Handbags and Flatgoods	0	0	0	0	1	0
899	Other SLR Manufactures	20	0	0	6	1	1
Total		191,315	182,000	176,708	388,909	476,635	529,913

Source: Compiled from official statistics of the U.S. Department of Commerce.

Note.--A zero (0) indicates less than \$500 or 500 equivalent square yards. 1986 data for silk blends, linen, and ramie represent imports from August, when the data were first collected, through December, 1986.

U.S. general imports from SPAIN by MFA categories, 1986-88

Category	Description	1986	1987	1988	1986	1987	1988
		1,000 equivalent square yards			-----1,000 dollars-----		
200	Cot or MMF Yarns, Sewing Thread	359	204	176	603	458	439
201	Cot or MMF Specialty Yarns	254	52	91	165	28	75
218	Cot or MMF Different Color Yarns	25	59	41	41	140	195
219	Cot or MMF Duck Fabric	0	0	0	0	2	0
220	Cot or MMF Special Weave Fabric	423	426	80	1,031	1,063	396
222	Cot or MMF Knit Fabric	548	431	608	483	268	766
223	Cot or MMF Non-woven Fabric	389	1	0	145	0	1
224	Cot or MMF Pile & Tufted Fabric	2	1	1	8	5	11
225	Cot or MMF Denim	105	453	1	141	881	7
226	Cot or MMF Cheesecloth & Batistes	1	14	7	1	.23	24
229	Cot or MMF Special Purpose Fabric	10,478	7,391	5,334	4,559	3,453	3,590
239	Cot or MMF Apparel for Infants	171	102	70	759	538	433
300	Carded Cotton Yarn	6,113	7,199	5,384	1,474	1,864	1,626
301	Combed Cotton Yarn	1,630	1,478	370	484	362	105
313	Cotton Sheeting	194	322	143	73	220	305
314	Cotton Poplin & Broadcloth	107	0	54	189	1	78
315	Cotton Printcloth	1	305	34	1	179	43
317	Cotton Twills and Sateens	82	440	182	49	543	178
326	Cotton Sateens	2	2	6	2	8	22
330	Cotton Handkerchiefs	10	8	8	61	69	103
331	Cotton Gloves & Mittens	0	7	0	0	6	0
332	Cotton Hosiery	72	36	19	133	79	51
333	Cotton Suit-type Coats, MB	9	11	5	24	38	70
334	Other Cotton Coats, MB	33	31	8	90	193	92
335	Cotton Coats, WGI	129	49	24	612	277	230
336	Cotton Dresses	92	96	100	220	276	297
337	Cotton Playsuits	28	20	43	99	99	183
338	Cotton Knit Shirts, MB	18	36	9	95	151	79
339	Cotton Knit Shirts, WGI	61	29	58	584	182	628
340	Cotton Non-knit Shirts, MB	199	86	176	867	685	1,045
341	Cotton Non-knit Shirts, WGI	13	9	13	115	100	134
342	Cotton Skirts	26	29	51	154	160	370
345	Cotton Sweaters	90	95	168	279	414	805
347	Cotton Trousers, MB	44	60	39	305	488	265
348	Cotton Trousers, WGI	101	50	64	494	301	508
349	Cotton Brassieres, etc.	1	0	0	3	1	0
350	Cotton Dressing Gowns	35	24	19	81	58	39
351	Cotton Nightwear	10	3	1	14	14	3
352	Cotton Underwear	581	309	100	318	411	91
359	Other Cotton Apparel	124	75	72	295	286	326
360	Cotton Pillowcases	81	393	1,253	77	362	1,243
361	Cotton Sheets	1,012	3,205	9,795	1,030	2,808	7,985
362	Cotton Bedspreads & Quilts	38	61	435	68	139	755
363	Cotton Pile Towels	12	2	0	38	22	7
369	Other Cotton Manufactures	1,268	1,955	4,876	954	1,363	3,841
400	Wool Tops & Yarn	458	720	247	1,173	1,624	664
410	Woolen & Worsted Fabric	153	157	228	1,059	1,177	2,115
414	Other Wool Fabrics	4	0	1	303	6	13
431	Wool Gloves and Mittens	2	0	0	17	0	0
432	Wool Hosiery	8	0	2	54	1	11
433	Wool Suit-type Coats, MB	1	2	3	45	26	124
434	Other Wool Coats, MB	2	2	1	30	41	42
435	Wool Coats, WGI	10	12	9	99	118	142

U.S. general imports from SPAIN by MFA categories, 1986-88

Category	Description	1986	1987	1988	1986	1987	1988
		1,000 equivalent square yards			1,000 dollars		
436	Wool Dresses	2	5	3	10	34	5
438	Wool Knit Shirts	3	3	1	35	27	13
440	Wool Non-knit Shirts	4	1	0	20	9	6
442	Wool Skirts	18	89	11	72	451	68
443	Wool Suits, MB	2	18	43	55	249	746
444	Wool Suits, WGI	0	1	0	7	9	3
445	Wool Sweaters, MB	24	74	22	205	139	194
446	Wool Sweaters, WGI	24	139	20	127	812	185
447	Wool Trousers, MB	29	30	31	631	720	847
448	Wool Trousers, WGI	1	1	1	22	17	13
459	Other Wool Apparel	15	3	68	111	16	68
464	Wool Blankets	40	0	1	45	2	8
465	Wool Floor Coverings	718	700	588	11,081	14,034	11,931
469	Other Wool Manufactures	87	177	331	188	475	903
600	Textured Filament Yarns	0	0	334	1	0	88
603	Artificial Staple Fiber Yarns	39	81	0	42	126	0
604	Synthetic Staple Fiber Yarns	920	3,692	1,053	518	1,529	355
606	Non-textured Filament Yarns	250	3,587	3,746	81	508	575
607	Other MMF Staple Yarns	4,781	95	0	1,379	36	0
611	Woven Fabrics of Artificial Staple	44	439	577	102	1,016	1,433
613	MMF Sheeting	0	2	5	1	5	33
614	MMF Poplin and Broadcloth	0	16	2	0	35	6
615	MMF Printcloth	2	0	1	1	0	2
617	MMF Twills and Sateens	12	2	1	31	6	9
618	Woven Fabrics of C-F MMF Yarns	212	309	38	565	934	170
619	Woven Polyester Filament Fabrics	116	35	31	261	77	73
620	Other Woven Filament Fabrics	132	68	24	224	255	159
621	Impression fabric	1	0	1	2	0	0
622	Glass Fiber Fabrics	6	65	32	18	193	47
624	MMF Fabric Mixed with Wool	23	5	20	79	19	86
625	MMF Poplin & Broadcloth	20	0	5	56	1	28
626	MMF Printcloth	3	19	0	9	16	3
627	MMF Sheeting	13	1	2	32	2	11
628	MMF Twills & Sateens	3	2	0	7	2	1
629	Other MMF Fabric	254	442	272	383	961	536
630	MMF Handkerchiefs	0	0	0	2	0	0
631	MMF Gloves	1	4	1	3	14	6
632	MMF Hosiery	83	100	64	152	195	95
633	MMF Suit-type Coats, MB	2	0	1	52	4	15
634	Other MMF Coats, MB	7	54	54	69	42	47
635	MMF Coats, WGI	29	21	12	115	107	97
636	MMF Dresses	379	171	175	611	523	597
637	MMF Playsuits	32	11	9	97	65	80
638	MMF Knit Shirts, MB	99	77	10	362	359	106
639	MMF Knit Shirts, WGI	32	15	13	170	115	70
640	MMF Non-knit Shirts, MB	184	20	36	563	147	228
641	MMF Non-knit Shirts, WGI	15	8	3	80	83	43
642	MMF Skirts	15	12	6	105	139	83
643	MMF Suits, MB	3	1	4	26	15	72
644	MMF Suits, WGI	13	2	1	28	13	19
645	MMF Sweaters, MB	15	51	4	50	114	24
646	MMF Sweaters, WGI	71	23	29	143	66	98
647	MMF Trousers, MB	6	7	4	64	64	43
648	MMF Trousers, WGI	14	10	5	81	55	25

U.S. general imports from SPAIN by MFA categories, 1986-88

Category	Description	1,000 equivalent square yards			1,000 dollars		
		1986	1987	1988	1986	1987	1988
649	MMF Brassieres etc.	61	0	0	193	4	0
650	MMF Dressing Gowns	4	4	0	5	7	0
651	MMF Nightwear	36	6	3	31	10	5
652	MMF Underwear	189	20	20	75	13	16
653	MMF Down-filled Coats, MB	5	0	0	64	0	0
654	MMF Down-filled Coats, WGI	4	0	0	45	0	0
659	Other MMF Apparel	482	214	143	651	577	464
665	MMF Floor Coverings	20	40	94	261	580	1,325
666	Other MMF Furnishings	60,853	49,987	37,244	20,649	17,611	13,430
669	Other MMF Manufactures	204	1,277	474	125	427	206
670	MMF Flat Goods, etc.	16	27	11	105	185	77
800	SLR Yarn	0	0	1	0	0	1
810	SLR Fabric	2	45	46	19	313	395
831	SLR Gloves	35	0	0	23	0	0
832	SLR Hosiery	0	1	0	0	2	0
833	SLR Suit-type Coats, MB	0	0	0	0	3	2
834	Other SLR Coats, MB	0	0	1	0	0	8
835	SLR Coats, WGI	0	0	0	2	4	5
836	SLR Dresses	1	0	0	8	4	5
838	SLR Knit Shirts	0	0	0	0	1	0
840	SLR Non-knit Shirts	0	4	3	4	68	74
842	SLR Skirts	0	4	0	4	4	3
843	SLR Suits, MB	0	0	0	0	10	2
844	SLR Suits, WGI	0	0	0	0	7	4
845	Sweaters, Other Veg. Fibers	0	4	0	0	30	2
847	SLR Trousers	1	6	7	26	166	161
850	SLR Robes	0	0	0	0	4	3
851	SLR Nightwear	0	0	0	3	0	0
852	SLR Underwear	1	15	4	1	18	5
858	SLR Neckties	56	97	110	825	1,395	1,342
859	Other SLR Apparel	3	14	3	10	32	10
863	SLR Towels	0	0	0	0	1	0
870	SLR Handbags and Flatgoods	0	3	0	1	9	1
871	Handbags & Flatgoods Silk & Veg	3	3	1	9	15	16
899	Other SLR Manufactures	6	320	124	12	183	77
Total		96,397	89,230	76,395	62,331	68,535	68,547

Source: Compiled from official statistics of the U.S. Department of Commerce.

Note.--A zero (0) indicates less than \$500 or 500 equivalent square yards. 1986 data for silk blends, linen, and ramie represent imports from August, when the data were first collected, through December, 1986.

U.S. general imports from SRI LANKA by MFA categories, 1986-88

Category	Description	1,000 equivalent square yards			1,000 dollars		
		1986	1987	1988	1986	1987	1988
201	Cot or MMF Specialty Yarns	0	1	0	0	2	0
218	Cot or MMF Different Color Yarns	1	0	7	5	0	6
220	Cot or MMF Special Weave Fabric	0	0	1	0	1	2
222	Cot or MMF Knit Fabric	0	0	0	0	0	0
226	Cot or MMF Cheesecloth & Batistes	0	0	0	0	0	0
229	Cot or MMF Special Purpose Fabric	1	0	0	1	0	0
239	Cot or MMF Apparel for Infants	0	45	897	0	79	1,396
315	Cotton Printcloth	0	100	0	0	33	0
326	Cotton Sateens	0	40	0	0	32	0
331	Cotton Gloves & Mittens	3,805	3,322	4,374	4,242	2,356	3,618
332	Cotton Hosiery	0	0	5	1	0	20
333	Cotton Suit-type Coats, MB	714	88	20	1,038	146	83
334	Other Cotton Coats, MB	7,415	7,166	7,333	11,254	13,215	19,049
335	Cotton Coats, WGI	6,676	5,708	4,134	11,455	11,322	10,466
336	Cotton Dresses	3,078	3,663	3,022	4,219	6,266	5,633
337	Cotton Playsuits	2,395	1,033	1,990	3,194	1,494	3,103
338	Cotton Knit Shirts, MB	1,460	2,037	1,720	8,329	13,582	14,357
339	Cotton Knit Shirts, WGI	3,005	3,504	2,547	9,881	20,024	19,443
340	Cotton Non-knit Shirts, MB	12,598	9,994	10,498	21,532	21,788	24,764
341	Cotton Non-knit Shirts, WGI	6,982	7,012	7,084	21,310	24,221	24,897
342	Cotton Skirts	3,665	4,445	3,788	8,943	14,076	12,186
345	Cotton Sweaters	2,502	3,876	2,716	4,395	8,165	8,574
347	Cotton Trousers, MB	7,698	8,856	7,306	15,950	22,745	21,612
348	Cotton Trousers, WGI	4,628	7,445	5,643	11,192	20,370	16,833
349	Cotton Brassieres, etc.	102	229	235	250	530	600
350	Cotton Dressing Gowns	2,090	1,637	898	2,287	1,754	1,351
351	Cotton Nightwear	4,933	3,831	5,483	4,434	3,911	6,373
352	Cotton Underwear	1,255	5,922	11,435	395	2,269	5,040
359	Other Cotton Apparel	4,084	7,953	4,724	4,972	10,151	6,447
363	Cotton Pile Towels	2,542	3,217	3,932	2,812	3,634	4,435
369	Other Cotton Manufactures	6,981	10,070	8,605	1,995	3,463	3,267
434	Other Wool Coats, MB	35	128	196	125	467	898
435	Wool Coats, WGI	266	296	80	751	1,513	691
436	Wool Dresses	8	31	0	23	153	0
438	Wool Knit Shirts	0	31	0	0	292	0
442	Wool Skirts	159	50	33	709	424	219
444	Wool Suits, WGI	0	9	0	0	92	0
445	Wool Sweaters, MB	704	644	522	2,805	2,846	2,522
446	Wool Sweaters, WGI	600	480	273	2,037	2,026	1,181
447	Wool Trousers, MB	2	10	16	28	18	132
448	Wool Trousers, WGI	47	91	13	238	597	95
459	Other Wool Apparel	1	0	5	3	0	44
465	Wool Floor Coverings	0	0	0	4	1	0
607	Other MMF Staple Yarns	0	0	0	2	0	0
611	Woven Fabrics of Artificial Staple	0	0	1	0	0	2
618	Woven Fabrics of C-F MMF Yarns	37	0	0	61	0	0
619	Woven Polyester Filament Fabrics	42	0	0	18	0	0
620	Other Woven Filament Fabrics	54	0	0	33	0	0
630	MMF Handkerchiefs	3	6	5	16	12	7
631	MMF Gloves	1,056	753	1,031	1,035	428	527
632	MMF Hosiery	2	0	0	2	0	0
634	Other MMF Coats, MB	3,559	3,910	3,668	4,088	5,638	5,907
635	MMF Coats, WGI	5,145	7,424	6,378	6,630	10,902	12,833

U.S. general imports from SRI LANKA by MFA categories, 1986-88

Category	Description	1986	1987	1988	1986	1987	1988
		1,000 equivalent square yards			-----1,000 dollars-----		
636	MMF Dresses	6,328	7,003	4,320	9,382	12,966	7,857
637	MMF Playsuits	548	1,176	287	905	1,161	384
638	MMF Knit Shirts, MB	2,763	3,961	1,674	4,100	5,265	3,389
639	MMF Knit Shirts, WGI	9,050	12,471	3,602	12,952	21,722	8,167
640	MMF Non-knit Shirts, MB	2,507	2,071	1,655	3,340	3,080	2,784
641	MMF Non-knit Shirts, WGI	9,175	7,234	7,447	33,092	29,823	33,702
642	MMF Skirts	2,092	2,786	2,400	7,319	9,520	9,558
644	MMF Suits, WGI	636	1,061	644	743	868	924
645	MMF Sweaters, MB	1,294	1,599	1,259	1,644	2,210	2,052
646	MMF Sweaters, WGI	2,201	1,925	2,030	2,486	2,546	2,702
647	MMF Trousers, MB	5,177	6,502	5,173	7,559	11,862	11,062
648	MMF Trousers, WGI	2,596	2,346	3,249	4,596	5,075	7,581
649	MMF Brassieres etc.	526	421	442	1,293	911	1,269
650	MMF Dressing Gowns	594	694	1,110	565	696	1,436
651	MMF Nightwear	1,030	1,635	3,201	1,131	2,025	4,355
652	MMF Underwear	16	20	597	7	24	1,397
654	MMF Down-filled Coats, WGI	0	0	0	1	0	0
659	Other MMF Apparel	707	2,136	1,701	783	1,612	1,583
666	Other MMF Furnishings	0	0	13	0	1	11
669	Other MMF Manufactures	972	0	2	92	0	2
670	MMF Flat Goods, etc.	1	14	22	1	23	38
835	SLR Coats, WGI	0	244	86	0	482	236
836	SLR Dresses	0	0	10	0	0	36
840	SLR Non-knit Shirts	0	0	208	3	0	556
842	SLR Skirts	0	94	56	0	422	291
844	SLR Suits, WGI	0	3	0	0	34	0
847	SLR Trousers	0	141	153	0	549	603
859	Other SLR Apparel	33	70	2	26	63	7
870	SLR Handbags and Flatgoods	2	0	0	3	0	0
899	Other SLR Manufactures	0	0	0	0	0	2
Total		148,582	170,665	151,962	264,718	343,980	340,597

Source: Compiled from official statistics of the U.S. Department of Commerce.

Note.--A zero (0) indicates less than \$500 or 500 equivalent square yards. 1986 data for silk blends, linen, and ramie represent imports from August, when the data were first collected, through December, 1986.

U.S. general imports from SWITZERLAND by MFA categories, 1986-88

Category	Description	1986	1987	1988	1986	1987	1988
		1,000 equivalent square yards			1,000 dollars		
200	Cot or MMF Yarns, Sewing Thread	977	796	1,051	1,689	1,772	2,278
201	Cot or MMF Specialty Yarns	158	17	242	102	34	137
218	Cot or MMF Different Color Yarns	317	314	132	1,578	1,556	1,005
219	Cot or MMF Duck Fabric	6	8	2	48	60	5
220	Cot or MMF Special Weave Fabric	1,235	1,628	1,087	5,955	6,744	5,769
222	Cot or MMF Knit Fabric	709	1,214	534	800	1,098	751
223	Cot or MMF Non-woven Fabric	1,107	1,578	1,420	585	594	789
224	Cot or MMF Pile & Tufted Fabric	4	343	5	18	582	37
225	Cot or MMF Denim	11	5	66	30	33	138
226	Cot or MMF Cheesecloth & Batistes	33	110	83	122	327	414
227	Cot or MMF Oxford Cloth	9	29	10	34	92	38
229	Cot or MMF Special Purpose Fabric	5,292	6,772	6,875	16,959	20,775	21,161
239	Cot or MMF Apparel for Infants	0	0	28	3	1	66
300	Carded Cotton Yarn	210	6,406	363	66	2,239	317
301	Combed Cotton Yarn	149	420	309	214	336	274
313	Cotton Sheeting	640	715	868	2,859	3,365	3,947
314	Cotton Poplin & Broadcloth	325	353	149	1,068	1,001	598
315	Cotton Printcloth	292	302	99	806	236	93
317	Cotton Twills and Sateens	636	460	288	2,849	2,561	1,722
326	Cotton Sateens	134	94	93	795	794	760
330	Cotton Handkerchiefs	110	37	41	618	418	443
331	Cotton Gloves & Mittens	55	8	28	77	12	23
332	Cotton Hosiery	12	23	16	71	48	43
333	Cotton Suit-type Coats, MB	0	1	2	7	28	25
334	Other Cotton Coats, MB	54	9	3	184	72	58
335	Cotton Coats, WGI	16	62	13	170	238	300
336	Cotton Dresses	28	11	10	230	241	264
337	Cotton Playsuits	108	4	12	181	16	16
338	Cotton Knit Shirts, MB	47	25	16	340	212	227
339	Cotton Knit Shirts, WGI	32	49	34	319	402	357
340	Cotton Non-knit Shirts, MB	61	281	29	457	926	231
341	Cotton Non-knit Shirts, WGI	19	41	4	250	270	91
342	Cotton Skirts	38	23	2	226	140	80
345	Cotton Sweaters	21	15	17	122	115	98
347	Cotton Trousers, MB	97	28	4	285	128	46
348	Cotton Trousers, WGI	95	109	2	463	362	43
349	Cotton Brassieres, etc.	1	1	0	14	3	4
350	Cotton Dressing Gowns	7	114	42	47	175	97
351	Cotton Nightwear	410	326	120	575	523	260
352	Cotton Underwear	629	375	276	1,223	1,229	1,399
353	Cotton Down-filled Coats, MB	0	0	0	0	5	0
354	Cotton Down-filled Coats, WGI	0	0	0	0	0	4
359	Other Cotton Apparel	84	77	69	269	312	271
360	Cotton Pillowcases	20	32	2	100	66	36
361	Cotton Sheets	23	207	13	83	191	82
362	Cotton Bedspreads & Quilts	84	9	8	303	20	58
363	Cotton Pile Towels	27	42	9	105	46	35
369	Other Cotton Manufactures	1,228	1,033	162	1,121	836	342
400	Wool Tops & Yarn	448	454	282	1,711	1,573	1,562
410	Woolen & Worsted Fabric	149	139	123	1,009	859	933
414	Other Wool Fabrics	277	318	240	2,889	4,054	3,103
431	Wool Gloves and Mittens	1	0	0	9	0	0
432	Wool Hosiery	9	18	5	148	101	66

C-126

U.S. general imports from SWITZERLAND by MFA categories, 1986-88

Category	Description	1,000 equivalent square yards			1,000 dollars		
		1986	1987	1988	1986	1987	1988
433	Wool Suit-type Coats, MB	88	29	17	1,139	1,078	825
434	Other Wool Coats, MB	31	6	12	150	117	136
435	Wool Coats, WGI	41	66	18	534	879	781
436	Wool Dresses	10	8	5	193	214	295
438	Wool Knit Shirts	10	1	0	90	19	11
440	Wool Non-knit Shirts	6	7	1	164	111	56
442	Wool Skirts	17	8	3	240	239	146
443	Wool Suits, MB	56	73	42	1,716	2,530	2,330
444	Wool Suits, WGI	9	5	2	396	229	267
445	Wool Sweaters, MB	9	6	4	170	130	124
446	Wool Sweaters, WGI	26	6	4	306	113	187
447	Wool Trousers, MB	23	13	7	275	223	154
448	Wool Trousers, WGI	7	3	2	205	109	100
459	Other Wool Apparel	20	11	35	419	278	360
464	Wool Blankets	22	8	10	198	94	115
465	Wool Floor Coverings	123	114	77	3,862	3,949	3,003
469	Other Wool Manufactures	18	23	16	186	227	226
600	Textured Filament Yarns	1,277	1,148	111	420	344	53
603	Artificial Staple Fiber Yarns	0	0	0	0	0	0
604	Synthetic Staple Fiber Yarns	449	167	276	352	74	338
606	Non-textured Filament Yarns	835	1,867	247	241	483	182
607	Other MMF Staple Yarns	401	66	12	349	178	69
611	Woven Fabrics of Artificial Staple	109	181	46	536	367	323
613	MMF Sheeting	82	58	63	315	259	404
614	MMF Poplin and Broadcloth	78	0	0	61	0	4
615	MMF Printcloth	38	25	20	91	68	51
617	MMF Twills and Sateens	4	2	2	17	28	33
618	Woven Fabrics of C-F MMF Yarns	236	38	66	738	231	426
619	Woven Polyester Filament Fabrics	126	152	293	295	322	488
620	Other Woven Filament Fabrics	1,489	1,605	705	2,132	3,092	2,066
621	Impression fabric	486	8	18	501	21	50
622	Glass Fiber Fabrics	0	0	0	0	0	5
624	MMF Fabric Mixed with Wool	136	155	224	1,077	1,421	2,261
625	MMF Poplin & Broadcloth	12	10	10	30	20	33
626	MMF Printcloth	5	6	7	31	33	18
627	MMF Sheeting	4	8	37	11	26	264
628	MMF Twills & Sateens	10	3	7	42	16	39
629	Other MMF Fabric	192	434	193	708	1,182	993
630	MMF Handkerchiefs	1	0	11	4	0	20
631	MMF Gloves	8	1	0	65	6	0
632	MMF Hosiery	335	607	480	1,165	996	888
633	MMF Suit-type Coats, MB	1	0	10	14	9	47
634	Other MMF Coats, MB	48	8	28	124	60	47
635	MMF Coats, WGI	24	81	14	199	401	180
636	MMF Dresses	11	2	20	98	46	94
637	MMF Playsuits	19	26	0	52	43	11
638	MMF Knit Shirts, MB	50	4	2	94	33	24
639	MMF Knit Shirts, WGI	2	39	7	49	114	12
640	MMF Non-knit Shirts, MB	53	0	9	94	3	26
641	MMF Non-knit Shirts, WGI	139	39	10	617	219	73
642	MMF Skirts	53	1	4	236	28	45
643	MMF Suits, MB	2	2	0	19	43	2
644	MMF Suits, WGI	11	1	1	59	34	20
645	MMF Sweaters, MB	79	0	0	117	5	0

U.S. general imports from SWITZERLAND by MFA categories, 1986-88

Cate- gory	Description	1986	1987	1988	1986	1987	1988
		1,000 equivalent square yards			1,000 dollars		
646	MMF Sweaters, WGI	49	2	7	102	12	19
647	MMF Trousers, MB	114	109	19	307	227	144
648	MMF Trousers, WGI	27	60	17	256	330	186
649	MMF Brassieres etc.	10	0	0	43	1	3
650	MMF Dressing Gowns	23	29	0	38	38	3
651	MMF Nightwear	0	55	8	0	14	12
652	MMF Underwear	140	3	10	41	9	46
653	MMF Down-filled Coats, MB	65	0	0	343	0	0
654	MMF Down-filled Coats, WGI	1	2	1	10	44	20
659	Other MMF Apparel	59	73	24	219	249	159
665	MMF Floor Coverings	20	1	2	166	62	25
666	Other MMF Furnishings	816	351	145	833	460	410
669	Other MMF Manufactures	100	1,273	2,615	880	952	1,289
670	MMF Flat Goods, etc.	378	89	196	481	171	327
800	SLR Yarn	2	16	113	6	18	30
810	SLR Fabric	109	202	170	650	1,747	1,496
832	SLR Hosiery	1	1	0	7	16	7
833	SLR Suit-type Coats, MB	1	5	10	64	143	180
834	Other SLR Coats, MB	1	1	0	10	27	9
835	SLR Coats, WGI	0	10	39	3	109	61
836	SLR Dresses	0	32	8	8	179	155
838	SLR Knit Shirts	2	12	4	29	214	79
840	SLR Non-knit Shirts	1	10	25	12	158	231
842	SLR Skirts	17	2	4	68	46	28
843	SLR Suits, MB	23	3	2	67	76	54
844	SLR Suits, WGI	0	1	1	5	37	20
845	Sweaters, Other Veg. Fibers	647	291	30	1,589	640	73
846	Sweaters, Silk Blends	31	0	4	92	1	22
847	SLR Trousers	3	65	12	24	200	85
850	SLR Robes	0	0	0	2	5	0
851	SLR Nightwear	10	2	1	7	6	4
852	SLR Underwear	3	16	11	16	148	146
858	SLR Neckties	0	5	1	7	93	35
859	Other SLR Apparel	1	87	20	19	186	190
863	SLR Towels	0	2	0	4	28	0
870	SLR Handbags and Flatgoods	1	1	0	5	15	0
871	Handbags & Flatgoods Silk & Veg	0	0	0	0	3	0
899	Other SLR Manufactures	44	77	16	136	239	62
Total		26,451	35,464	21,994	77,930	85,466	75,213

Source: Compiled from official statistics of the U.S. Department of Commerce.

Note.--A zero (0) indicates less than \$500 or 500 equivalent square yards. 1986 data for silk blends, linen, and ramie represent imports from August, when the data were first collected, through December, 1986.

U.S. general imports from TAIWAN by MFA categories, 1986-88

Category	Description	1986	1987	1988	1986	1987	1988
		1,000 equivalent square yards			1,000 dollars		
200	Cot or MMF Yarns, Sewing Thread	4,431	4,512	3,431	3,805	4,652	3,299
201	Cot or MMF Specialty Yarns	2,352	1,950	1,957	1,178	1,129	1,219
218	Cot or MMF Different Color Yarns	20,699	14,394	12,627	13,174	12,570	11,730
219	Cot or MMF Duck Fabric	15,307	12,853	12,291	8,160	7,113	7,821
220	Cot or MMF Special Weave Fabric	20,060	16,855	4,861	10,798	9,998	3,754
222	Cot or MMF Knit Fabric	10,259	9,182	11,248	4,972	5,899	7,165
223	Cot or MMF Non-woven Fabric	4,393	677	818	1,849	326	497
224	Cot or MMF Pile & Tufted Fabric	653	195	625	935	336	738
225	Cot or MMF Denim	1,612	2,932	954	1,679	4,056	1,195
226	Cot or MMF Cheesecloth & Batistes	15,142	9,155	6,517	7,029	4,465	2,738
227	Cot or MMF Oxford Cloth	245	104	0	139	77	0
229	Cot or MMF Special Purpose Fabric	29,052	28,780	34,034	13,378	18,256	19,229
239	Cot or MMF Apparel for Infants	18,195	17,135	14,876	34,929	39,083	35,264
300	Carded Cotton Yarn	1,193	1,185	1,578	276	404	536
301	Combed Cotton Yarn	3,152	2,179	2,850	811	724	976
313	Cotton Sheeting	61,064	66,412	45,465	31,909	41,869	26,413
314	Cotton Poplin & Broadcloth	46,657	31,850	19,518	18,803	14,908	9,971
315	Cotton Printcloth	29,399	28,947	14,271	12,182	15,125	5,406
317	Cotton Twills and Sateens	13,013	25,508	12,916	6,407	21,448	10,491
326	Cotton Sateens	6,807	4,064	3,050	4,032	2,870	2,462
330	Cotton Handkerchiefs	392	364	242	880	955	867
331	Cotton Gloves & Mittens	2,058	1,822	1,780	1,476	1,326	1,470
332	Cotton Hosiery	813	413	360	605	521	616
333	Cotton Suit-type Coats, MB	346	101	122	1,447	545	718
334	Other Cotton Coats, MB	2,419	3,334	2,773	10,067	16,906	17,485
335	Cotton Coats, WGI	3,340	4,289	3,400	15,724	26,105	24,160
336	Cotton Dresses	4,570	3,724	3,148	12,287	11,934	9,268
337	Cotton Playsuits	3,596	3,221	3,414	6,049	5,554	5,902
338	Cotton Knit Shirts, MB	4,626	3,897	3,713	39,407	47,117	44,945
339	Cotton Knit Shirts, WGI	992	1,212	1,906	8,568	15,205	23,731
340	Cotton Non-knit Shirts, MB	18,352	18,530	17,865	50,712	55,645	61,106
341	Cotton Non-knit Shirts, WGI	5,178	6,329	4,104	29,931	37,999	25,435
342	Cotton Skirts	3,742	3,737	2,727	16,755	24,131	17,977
345	Cotton Sweaters	3,833	3,480	3,670	12,307	13,919	16,102
347	Cotton Trousers, MB	7,427	7,793	8,786	33,269	41,416	45,693
348	Cotton Trousers, WGI	10,265	11,981	8,920	48,666	62,905	51,196
349	Cotton Brassieres, etc.	44	19	1	177	37	6
350	Cotton Dressing Gowns	4,850	3,224	1,690	5,324	4,213	2,547
351	Cotton Nightwear	15,825	15,515	15,431	14,647	15,543	18,150
352	Cotton Underwear	10,729	10,284	8,830	7,545	9,047	7,926
353	Cotton Down-filled Coats, MB	489	779	654	3,908	6,522	6,418
354	Cotton Down-filled Coats, WGI	323	356	173	2,015	2,486	1,609
359	Other Cotton Apparel	59,281	55,510	46,596	81,456	101,216	97,222
360	Cotton Pillowcases	819	845	516	765	927	506
361	Cotton Sheets	5,668	5,374	4,798	3,445	4,203	3,613
362	Cotton Bedspreads & Quilts	630	207	314	938	1,423	5,375
363	Cotton Pile Towels	6,420	5,295	5,087	21,987	22,727	23,502
369	Other Cotton Manufactures	86,427	71,452	46,362	59,084	67,349	46,459
400	Wool Tops & Yarn	695	368	508	1,325	906	1,637
410	Woolen & Worsted Fabric	27	4	16	97	17	93
414	Other Wool Fabrics	38	86	12	51	303	51
431	Wool Gloves and Mittens	89	84	45	879	896	578
433	Wool Suit-type Coats, MB	482	351	380	3,801	3,239	4,288

U.S. general imports from TAIWAN by MFA categories, 1986-88

Category	Description	1,000 equivalent square yards			1,000 dollars		
		1986	1987	1988	1986	1987	1988
434	Other Wool Coats, MB	391	513	287	1,440	1,632	1,236
435	Wool Coats, WGI	1,065	1,045	766	5,353	5,033	4,052
436	Wool Dresses	276	177	126	545	624	537
438	Wool Knit Shirts	489	178	164	3,237	1,535	1,744
440	Wool Non-knit Shirts	241	188	33	712	542	147
442	Wool Skirts	720	660	443	4,032	4,088	3,310
443	Wool Suits, MB	262	221	216	2,266	2,180	2,914
444	Wool Suits, WGI	792	749	733	5,466	4,966	5,841
445	Wool Sweaters, MB	425	256	227	3,159	1,845	2,125
446	Wool Sweaters, WGI	1,013	1,356	933	9,603	11,593	9,780
447	Wool Trousers, MB	90	85	89	843	737	942
448	Wool Trousers, WGI	181	132	93	1,374	1,063	721
459	Other Wool Apparel	904	734	701	3,443	3,272	2,421
465	Wool Floor Coverings	7	5	1	285	614	63
469	Other Wool Manufactures	32	126	10	243	106	22
600	Textured Filament Yarns	6,707	3,763	1,012	2,729	1,760	485
604	Synthetic Staple Fiber Yarns	2,234	333	1,077	998	166	519
606	Non-textured Filament Yarns	860	1,170	433	119	202	122
607	Other MMF Staple Yarns	6	126	25	7	123	36
611	Woven Fabrics of Artificial Staple	881	1,656	1,318	891	1,797	1,603
613	MMF Sheeting	1,635	4,726	1,163	1,065	3,046	1,297
614	MMF Poplin and Broadcloth	6,525	4,822	2,937	3,084	2,619	1,965
615	MMF Printcloth	851	559	140	482	365	111
617	MMF Twills and Sateens	3,173	6,503	7,754	1,437	3,621	4,996
618	Woven Fabrics of C-F MMF Yarns	28	166	1	41	84	1
619	Woven Polyester Filament Fabrics	7,712	6,852	5,258	7,479	6,409	4,908
620	Other Woven Filament Fabrics	3,182	4,000	5,383	2,027	3,389	3,782
621	Impression fabric	107	0	0	78	0	1
622	Glass Fiber Fabrics	12,375	8,480	9,184	9,227	6,003	6,886
624	MMF Fabric Mixed with Wool	37	0	4	39	0	5
625	MMF Poplin & Broadcloth	1,386	4,532	6,913	1,172	3,673	6,389
626	MMF Printcloth	4,561	1,399	1,294	1,266	577	1,409
627	MMF Sheeting	114	206	592	66	336	839
628	MMF Twills & Sateens	7,741	5,641	5,291	3,231	3,498	4,609
629	Other MMF Fabric	4,601	3,328	1,793	4,587	3,948	2,164
630	MMF Handkerchiefs	48	83	125	45	159	310
631	MMF Gloves	14,213	11,775	10,495	26,476	26,167	23,148
632	MMF Hosiery	18,205	17,764	16,027	19,240	20,433	19,334
633	MMF Suit-type Coats, MB	2,052	1,426	1,824	8,882	7,366	9,735
634	Other MMF Coats, MB	32,927	26,081	32,687	83,569	75,464	98,616
635	MMF Coats, WGI	32,181	26,586	34,300	100,031	98,642	120,666
636	MMF Dresses	13,379	12,393	18,126	54,495	68,751	87,511
637	MMF Playsuits	6,581	8,070	6,027	9,737	13,263	9,047
638	MMF Knit Shirts, MB	44,443	31,811	25,395	115,017	115,917	91,220
639	MMF Knit Shirts, WGI	76,212	73,383	62,409	229,340	287,461	228,512
640	MMF Non-knit Shirts, MB	75,479	70,328	62,070	150,553	150,917	138,727
641	MMF Non-knit Shirts, WGI	9,743	10,431	10,484	63,052	67,306	64,099
642	MMF Skirts	12,302	12,044	10,011	54,614	68,524	60,564
643	MMF Suits, MB	1,836	2,690	1,590	6,341	11,442	7,047
644	MMF Suits, WGI	10,183	9,923	8,276	41,586	46,186	46,685
645	MMF Sweaters, MB	19,308	18,030	22,627	39,447	45,500	51,236
646	MMF Sweaters, WGI	124,079	131,548	99,053	295,552	330,793	237,845
647	MMF Trousers, MB	50,501	48,809	50,842	153,104	175,063	184,707
648	MMF Trousers, WGI	57,018	54,429	57,964	183,945	194,410	206,419

U.S. general imports from TAIWAN by MFA categories, 1986-88

Category	Description	1986	1987	1988	1986	1987	1988
		1,000 equivalent square yards			1,000 dollars		
649	MMF Brassieres etc.	2,877	2,775	1,896	8,272	8,313	5,847
650	MMF Dressing Gowns	1,954	2,045	2,317	2,369	3,441	4,430
651	MMF Nightwear	24,756	16,922	19,902	14,443	13,531	16,311
652	MMF Underwear	23,079	21,243	19,533	9,289	9,817	10,279
653	MMF Down-filled Coats, MB	2,288	1,598	1,019	13,425	9,661	7,369
654	MMF Down-filled Coats, WGI	830	479	432	4,761	3,337	3,606
659	Other MMF Apparel	147,270	127,118	115,249	118,104	124,955	116,739
665	MMF Floor Coverings	48	44	6	433	306	116
666	Other MMF Furnishings	57,499	43,385	44,013	26,150	26,045	24,926
669	Other MMF Manufactures	25,680	24,988	33,080	10,508	13,095	20,670
670	MMF Flat Goods, etc.	171,061	163,823	128,295	214,568	244,428	205,728
800	SLR Yarn	3	7	4	4	6	3
810	SLR Fabric	13	31	17	35	67	37
831	SLR Gloves	1	2	0	1	18	0
832	SLR Hosiery	39	10	0	68	10	0
833	SLR Suit-type Coats, MB	21	25	103	59	280	704
834	Other SLR Coats, MB	21	22	26	59	93	154
835	SLR Coats, WGI	194	302	357	579	962	1,313
836	SLR Dresses	24	55	50	105	227	347
838	SLR Knit Shirts	19	11	63	88	79	307
840	SLR Non-knit Shirts	98	316	297	450	1,197	1,473
842	SLR Skirts	62	410	409	202	1,509	1,939
843	SLR Suits, MB	0	81	0	0	93	0
844	SLR Suits, WGI	8	0	7	5	0	62
845	Sweaters, Other Veg. Fibers	11,573	28,266	14,283	28,803	81,982	40,685
846	Sweaters, Silk Blends	94	1,650	330	197	6,064	787
847	SLR Trousers	190	288	508	698	1,268	3,496
850	SLR Robes	0	30	0	0	28	1
851	SLR Nightwear	11	0	2	5	0	2
852	SLR Underwear	89	21	34	46	11	36
858	SLR Neckties	1	0	0	37	1	0
859	Other SLR Apparel	1,241	240	137	799	172	146
863	SLR Towels	0	3	165	0	15	30
870	SLR Handbags and Flatgoods	4,038	7,356	11,402	7,724	10,907	11,083
871	Handbags & Flatgoods Silk & Veg	660	1,625	789	1,133	3,634	2,074
899	Other SLR Manufactures	428	2,131	1,216	167	513	327
Total		1,716,931	1,602,442	1,384,894	2,852,676	3,259,815	2,961,996

Source: Compiled from official statistics of the U.S. Department of Commerce.

Note.--A zero (0) indicates less than \$500 or 500 equivalent square yards. 1986 data for silk blends, linen, and ramie represent imports from August, when the data were first collected, through December, 1986.

U.S. general imports from THAILAND by MFA categories, 1986-88

Category	Description	1986	1987	1988	1986	1987	1988
		1,000 equivalent square yards			-----1,000 dollars-----		
200	Cot or MMF Yarns, Sewing Thread	2,386	2,349	3,131	1,930	1,907	2,726
201	Cot or MMF Specialty Yarns	21	1	18	8	0	21
218	Cot or MMF Different Color Yarns	374	40	209	231	26	196
219	Cot or MMF Duck Fabric	6,250	8,564	5,189	5,524	6,468	4,883
220	Cot or MMF Special Weave Fabric	138	264	268	63	177	382
222	Cot or MMF Knit Fabric	0	339	1,274	0	194	574
223	Cot or MMF Non-woven Fabric	2	0	0	12	0	0
224	Cot or MMF Pile & Tufted Fabric	0	0	127	0	0	139
225	Cot or MMF Denim	0	65	0	0	68	0
226	Cot or MMF Cheesecloth & Batistes	3,409	3,905	2,882	1,064	1,810	1,446
227	Cot or MMF Oxford Cloth	78	69	61	76	39	51
229	Cot or MMF Special Purpose Fabric	1,319	5,527	6,155	680	2,725	2,576
239	Cot or MMF Apparel for Infants	71	44	49	288	153	162
300	Carded Cotton Yarn	25,172	24,760	25,371	6,060	6,582	8,040
301	Combed Cotton Yarn	27,984	24,787	31,895	7,915	8,311	11,578
313	Cotton Sheeting	14,352	13,446	11,719	6,087	6,768	5,673
314	Cotton Poplin & Broadcloth	28,056	23,907	22,660	10,051	10,083	11,045
315	Cotton Printcloth	18,495	19,956	11,982	5,980	8,384	4,392
317	Cotton Twills and Sateens	4,016	3,276	3,156	1,485	1,223	1,684
326	Cotton Sateens	2,573	4,610	4,363	1,559	2,912	3,180
330	Cotton Handkerchiefs	0	1	0	0	2	1
331	Cotton Gloves & Mittens	874	587	660	1,045	698	730
332	Cotton Hosiery	0	0	0	0	0	0
333	Cotton Suit-type Coats, MB	0	16	75	0	115	641
334	Other Cotton Coats, MB	1,106	1,030	815	4,297	3,621	4,025
335	Cotton Coats, WGI	1,637	1,932	1,924	5,427	8,522	10,880
336	Cotton Dresses	1,194	727	873	2,162	2,017	2,298
337	Cotton Playsuits	874	468	143	1,381	920	197
338	Cotton Knit Shirts, MB	3,496	4,053	3,090	22,446	29,598	28,728
339	Cotton Knit Shirts, WGI	2,225	1,972	1,668	10,720	15,282	14,461
340	Cotton Non-knit Shirts, MB	3,530	3,452	3,077	7,648	9,556	9,645
341	Cotton Non-knit Shirts, WGI	2,160	1,931	1,426	7,778	8,378	6,525
342	Cotton Skirts	1,902	5,141	3,805	6,689	21,939	17,166
345	Cotton Sweaters	4,232	5,715	7,624	11,661	19,305	27,116
347	Cotton Trousers, MB	1,667	2,619	2,164	6,729	11,444	11,655
348	Cotton Trousers, WGI	2,275	2,161	2,233	6,389	7,733	9,869
349	Cotton Brassieres, etc.	84	47	12	331	307	78
350	Cotton Dressing Gowns	955	43	14	689	80	33
351	Cotton Nightwear	154	41	61	129	65	64
352	Cotton Underwear	271	95	364	97	72	314
359	Other Cotton Apparel	460	238	210	686	410	423
360	Cotton Pillowcases	1	1	1	2	4	2
361	Cotton Sheets	0	50	51	0	27	37
362	Cotton Bedspreads & Quilts	565	29	77	517	43	72
363	Cotton Pile Towels	1,707	5,048	7,834	2,798	5,697	8,725
369	Other Cotton Manufactures	4,287	17,430	14,236	2,591	12,375	9,441
400	Wool Tops & Yarn	0	0	0	0	0	3
410	Woolen & Worsted Fabric	0	0	7	1	0	66
414	Other Wool Fabrics	0	0	1	0	0	6
433	Wool Suit-type Coats, MB	4	0	0	23	0	0
434	Other Wool Coats, MB	595	439	364	2,600	2,105	1,865
435	Wool Coats, WGI	403	613	441	1,553	2,606	2,137
436	Wool Dresses	231	35	3	975	165	12

U.S. general imports from THAILAND by MFA categories, 1986-88

Category	Description	1986	1987	1988	1986	1987	1988
		1,000 equivalent square yards			1,000 dollars		
438	Wool Knit Shirts	43	69	14	187	434	124
440	Wool Non-knit Shirts	5	0	11	12	0	112
442	Wool Skirts	202	194	181	1,718	1,493	1,786
443	Wool Suits, MB	0	0	0	0	0	0
444	Wool Suits, WGI	14	24	1	42	94	8
445	Wool Sweaters, MB	84	63	50	482	451	395
446	Wool Sweaters, WGI	202	78	129	1,584	722	1,026
447	Wool Trousers, MB	109	17	0	845	138	0
448	Wool Trousers, WGI	162	105	129	1,258	785	1,300
459	Other Wool Apparel	17	0	16	91	3	78
465	Wool Floor Coverings	40	38	68	1,721	1,846	2,769
469	Other Wool Manufactures	0	0	0	0	1	0
600	Textured Filament Yarns	2,014	2,463	4,086	1,083	1,360	2,540
604	Synthetic Staple Fiber Yarns	3,576	3,032	2,949	1,078	1,027	958
606	Non-textured Filament Yarns	56	126	182	30	50	85
607	Other MMF Staple Yarns	0	0	12,096	0	0	5,100
611	Woven Fabrics of Artificial Staple	4,918	4,923	4,620	3,452	4,377	4,459
613	MMF Sheeting	4,233	2,791	1,791	1,184	1,063	623
614	MMF Poplin and Broadcloth	8,531	12,544	10,150	3,383	5,771	5,086
615	MMF Printcloth	1,527	653	483	424	243	181
617	MMF Twills and Sateens	0	0	867	0	0	414
619	Woven Polyester Filament Fabrics	12	11	118	9	12	104
620	Other Woven Filament Fabrics	137	221	9	30	155	24
625	MMF Poplin & Broadcloth	1,069	329	164	377	174	272
626	MMF Printcloth	0	740	356	0	242	111
627	MMF Sheeting	0	1	101	0	1	98
628	MMF Twills & Sateens	1,067	0	5,225	295	0	2,067
629	Other MMF Fabric	154	467	775	93	597	711
630	MMF Handkerchiefs	0	1	4	0	1	7
631	MMF Gloves	464	66	25	331	69	89
632	MMF Hosiery	0	60	7	0	25	7
633	MMF Suit-type Coats, MB	2	13	9	4	45	10
634	Other MMF Coats, MB	5,080	3,486	3,473	9,250	8,109	9,605
635	MMF Coats, WGI	4,153	2,691	2,749	7,526	6,593	8,937
636	MMF Dresses	1,828	786	766	2,368	1,503	1,959
637	MMF Playsuits	1,333	170	79	2,007	245	138
638	MMF Knit Shirts, MB	3,445	2,815	2,460	4,584	5,451	5,297
639	MMF Knit Shirts, WGI	14,574	16,814	12,617	22,177	40,237	30,720
640	MMF Non-knit Shirts, MB	5,754	2,598	3,028	9,312	4,918	5,926
641	MMF Non-knit Shirts, WGI	2,834	2,660	2,394	11,182	11,027	10,385
642	MMF Skirts	595	1,144	610	1,506	5,137	2,378
643	MMF Suits, MB	0	0	5	0	0	17
644	MMF Suits, WGI	499	508	772	1,265	1,892	3,265
645	MMF Sweaters, MB	1,833	917	873	2,535	1,566	1,405
646	MMF Sweaters, WGI	757	660	775	1,104	1,149	1,413
647	MMF Trousers, MB	1,965	1,912	1,992	4,074	4,590	5,835
648	MMF Trousers, WGI	5,119	3,503	2,468	7,142	5,813	6,427
649	MMF Brassieres etc.	465	216	321	1,758	1,593	2,502
650	MMF Dressing Gowns	0	27	9	1	25	5
651	MMF Nightwear	0	57	38	0	14	21
652	MMF Underwear	84	9	9	121	4	11
659	Other MMF Apparel	1,167	436	277	761	508	419
665	MMF Floor Coverings	32	25	30	886	755	918
666	Other MMF Furnishings	324	784	2,048	273	569	943

U.S. general imports from THAILAND by MFA categories, 1986-88

Category	Description	1,000 equivalent square yards			1,000 dollars		
		1986	1987	1988	1986	1987	1988
669	Other MMF Manufactures	18,366	17,818	17,695	1,591	1,755	2,384
670	MMF Flat Goods, etc.	2,625	10,620	16,988	2,047	10,418	19,642
810	SLR Fabric	0	0	0	0	0	0
833	SLR Suit-type Coats, MB	0	0	0	0	3	0
834	Other SLR Coats, MB	0	0	52	0	0	128
835	SLR Coats, WGI	1	21	49	11	63	174
836	SLR Dresses	1	8	99	11	52	245
838	SLR Knit Shirts	21	54	58	93	288	268
840	SLR Non-knit Shirts	1	84	119	14	607	405
842	SLR Skirts	14	416	198	94	2,216	869
844	SLR Suits, WGI	0	0	0	0	0	0
845	Sweaters, Other Veg. Fibers	606	10,343	6,780	1,171	23,933	12,931
846	Sweaters, Silk Blends	374	622	116	626	1,173	358
847	SLR Trousers	0	33	752	3	206	2,852
850	SLR Robes	0	0	0	2	3	1
851	SLR Nightwear	1	0	0	4	0	0
852	SLR Underwear	0	0	6	0	0	29
858	SLR Neckties	0	1	1	2	7	9
859	Other SLR Apparel	1	108	17	6	144	27
870	SLR Handbags and Flatgoods	138	10,454	7,759	129	9,878	7,090
871	Handbags & Flatgoods Silk & Veg	0	1	72	0	1	92
899	Other SLR Manufactures	41	75	48	17	29	28
Total		274,256	313,724	316,976	271,741	394,574	402,565

Source: Compiled from official statistics of the U.S. Department of Commerce.

Note.--A zero (0) indicates less than \$500 or 500 equivalent square yards. 1986 data for silk blends, linen, and ramie represent imports from August, when the data were first collected, through December, 1986..

U.S. general imports from TRINIDAD AND TOBAGO by MFA categories, 1986-88

Category	Description	1986	1987	1988	1986	1987	1988
		1,000 equivalent square yards			1,000 dollars		
220	Cot or MMF Special Weave Fabric	1	0	0	2	1	0
332	Cotton Hosiery	0	0	1	0	0	5
334	Other Cotton Coats, MB	0	0	24	0	0	51
335	Cotton Coats, WGI	0	1	26	0	5	61
336	Cotton Dresses	0	7	149	0	29	222
338	Cotton Knit Shirts, MB	0	0	1	0	0	8
339	Cotton Knit Shirts, WGI	0	0	3	0	0	17
340	Cotton Non-knit Shirts, MB	0	16	0	0	21	0
341	Cotton Non-knit Shirts, WGI	0	23	29	0	42	45
342	Cotton Skirts	0	0	90	0	0	261
345	Cotton Sweaters	0	0	0	1	0	0
347	Cotton Trousers, MB	0	0	34	0	2	51
348	Cotton Trousers, WGI	0	0	40	0	4	38
350	Cotton Dressing Gowns	0	16	17	0	55	23
351	Cotton Nightwear	0	191	457	0	194	403
352	Cotton Underwear	0	0	1	0	0	1
359	Other Cotton Apparel	2	0	2	6	2	3
369	Other Cotton Manufactures	0	0	0	0	0	1
400	Wool Tops & Yarn	0	0	0	0	0	0
410	Woolen & Worsted Fabric	0	0	0	0	2	0
433	Wool Suit-type Coats, MB	0	0	0	0	8	0
434	Other Wool Coats, MB	0	0	0	0	4	0
435	Wool Coats, WGI	0	16	0	0	160	0
436	Wool Dresses	0	0	0	0	4	0
438	Wool Knit Shirts	0	0	0	0	1	0
442	Wool Skirts	0	0	0	0	1	0
443	Wool Suits, MB	0	0	0	0	9	0
444	Wool Suits, WGI	0	0	0	0	2	0
445	Wool Sweaters, MB	0	0	0	0	45	0
446	Wool Sweaters, WGI	0	7	0	1	137	0
447	Wool Trousers, MB	0	0	0	0	10	0
448	Wool Trousers, WGI	0	0	0	0	1	0
459	Other Wool Apparel	0	0	0	0	1	0
606	Non-textured Filament Yarns	12	0	0	3	0	0
619	Woven Polyester Filament Fabrics	8	0	0	8	0	0
620	Other Woven Filament Fabrics	19	3	0	21	13	0
621	Impression fabric	0	2	0	0	3	0
629	Other MMF Fabric	0	0	0	0	1	0
635	MMF Coats, WGI	0	0	0	0	3	0
636	MMF Dresses	0	0	50	0	0	142
640	MMF Non-knit Shirts, MB	0	1	0	0	1	1
646	MMF Sweaters, WGI	0	0	0	0	0	0
648	MMF Trousers, WGI	0	8	1	0	12	1
650	MMF Dressing Gowns	0	0	80	0	0	193
651	MMF Nightwear	0	7	12	0	8	8
659	Other MMF Apparel	0	2	0	2	6	0
669	Other MMF Manufactures	0	0	0	0	1	0
670	MMF Flat Goods, etc.	44	0	0	41	1	0
Total		86	301	1,017	85	788	1,536

Source: Compiled from official statistics of the U.S. Department of Commerce.

U.S. general imports from TURKEY by MFA categories, 1986-88

Category	Description	1986	1987	1988	1986	1987	1988
		1,000 equivalent square yards			-----1,000 dollars-----		
200	Cot or MMF Yarns, Sewing Thread	8,549	2,828	759	4,189	1,488	463
201	Cot or MMF Specialty Yarns	0	0	0	0	0	0
218	Cot or MMF Different Color Yarns	169	41	95	89	46	45
219	Cot or MMF Duck Fabric	7,445	13,460	8,513	3,994	7,762	5,595
220	Cot or MMF Special Weave Fabric	808	1,039	1,439	428	827	1,033
222	Cot or MMF Knit Fabric	49	533	324	19	152	148
224	Cot or MMF Pile & Tufted Fabric	53	34	75	66	71	166
225	Cot or MMF Denim	0	1,395	262	0	2,011	375
226	Cot or MMF Cheesecloth & Batistes	487	125	1,024	127	32	342
227	Cot or MMF Oxford Cloth	553	0	0	73	0	0
229	Cot or MMF Special Purpose Fabric	329	2,796	4,572	95	719	1,346
239	Cot or MMF Apparel for Infants	0	0	73	3	3	243
300	Carded Cotton Yarn	31,318	40,840	19,390	7,709	12,805	6,059
301	Combed Cotton Yarn	2	676	715	0	209	268
313	Cotton Sheeting	21,382	21,122	7,512	9,898	10,832	3,557
314	Cotton Poplin & Broadcloth	18	1,262	668	73	801	430
315	Cotton Printcloth	1,955	13,833	4,942	898	6,644	2,191
317	Cotton Twills and Sateens	8,117	11,195	5,190	4,346	7,381	3,294
326	Cotton Sateens	306	0	99	173	0	77
330	Cotton Handkerchiefs	0	0	0	2	0	0
332	Cotton Hosiery	2	0	0	3	0	3
333	Cotton Suit-type Coats, MB	605	49	47	952	145	147
334	Other Cotton Coats, MB	429	237	3,263	1,566	833	4,748
335	Cotton Coats, WGI	2,338	1,792	3,335	3,954	4,583	6,928
336	Cotton Dresses	2,632	3,084	6,106	2,352	4,093	5,737
337	Cotton Playsuits	291	2,064	1,186	378	2,781	1,353
338	Cotton Knit Shirts, MB	1,225	4,922	3,661	5,570	24,044	22,917
339	Cotton Knit Shirts, WGI	6,000	2,361	4,423	21,997	15,141	28,713
340	Cotton Non-knit Shirts, MB	5,511	8,698	8,290	8,372	13,991	15,134
341	Cotton Non-knit Shirts, WGI	8,122	7,657	5,754	21,085	21,565	17,746
342	Cotton Skirts	971	7,345	1,314	2,966	19,217	4,031
345	Cotton Sweaters	1,250	951	335	2,825	2,278	915
347	Cotton Trousers, MB	3,974	6,419	4,420	7,170	11,785	10,815
348	Cotton Trousers, WGI	17,464	8,287	11,743	28,201	20,173	29,553
349	Cotton Brassieres, etc.	0	1	0	1	3	0
350	Cotton Dressing Gowns	4,618	4,166	6,959	11,330	13,072	23,833
351	Cotton Nightwear	85	652	1,845	54	509	1,524
352	Cotton Underwear	567	1,210	4,014	276	558	2,679
359	Other Cotton Apparel	1,686	3,070	2,003	2,278	4,253	2,903
360	Cotton Pillowcases	341	167	29	287	181	36
361	Cotton Sheets	2,740	2,641	2,531	1,751	1,829	1,802
362	Cotton Bedspreads & Quilts	28	12	35	43	18	78
363	Cotton Pile Towels	199	133	35	655	241	241
369	Other Cotton Manufactures	19,408	11,572	10,546	5,323	3,695	3,704
400	Wool Tops & Yarn	21	2	18	41	10	33
410	Woolen & Worsted Fabric	9	43	72	52	277	358
414	Other Wool Fabrics	1	0	0	11	0	1
431	Wool Gloves and Mittens	1	0	0	1	0	0
432	Wool Hosiery	1	0	0	1	0	0
433	Wool Suit-type Coats, MB	126	0	2	774	0	16
434	Other Wool Coats, MB	1	15	23	13	98	211
435	Wool Coats, WGI	108	350	299	348	1,567	678
436	Wool Dresses	2	2	10	11	10	80

U.S. general imports from TURKEY by MFA categories, 1986-88

Category	Description	1986	1987	1988	1986	1987	1988
		1,000 equivalent square yards			1,000 dollars		
438	Wool Knit Shirts	17	2	1	47	8	7
440	Wool Non-knit Shirts	5	1	1	21	6	12
442	Wool Skirts	10	17	19	128	89	217
443	Wool Suits, MB	0	0	0	2	0	0
444	Wool Suits, WGI	2	0	1	9	5	8
445	Wool Sweaters, MB	10	50	0	73	106	4
446	Wool Sweaters, WGI	21	7	15	193	110	192
447	Wool Trousers, MB	0	0	0	3	1	5
448	Wool Trousers, WGI	163	180	11	1,033	1,196	151
459	Other Wool Apparel	11	19	36	53	65	190
464	Wool Blankets	0	0	0	0	0	2
465	Wool Floor Coverings	213	226	227	9,514	11,315	13,067
469	Other Wool Manufactures	7	17	11	45	81	37
600	Textured Filament Yarns	336	277	174	144	106	94
604	Synthetic Staple Fiber Yarns	12,601	4,044	5,593	5,086	1,610	2,217
606	Non-textured Filament Yarns	559	1,150	558	51	104	98
607	Other MMF Staple Yarns	1,011	11,759	110	470	5,134	44
611	Woven Fabrics of Artificial Staple	0	283	176	0	174	129
613	MMF Sheeting	0	0	1	0	0	1
614	MMF Poplin and Broadcloth	0	0	0	0	0	0
617	MMF Twills and Sateens	0	4,497	6,967	0	2,340	3,146
618	Woven Fabrics of C-F MMF Yarns	3	83	1	3	49	3
619	Woven Polyester Filament Fabrics	0	0	0	0	0	0
620	Other Woven Filament Fabrics	0	3	0	0	19	0
624	MMF Fabric Mixed with Wool	0	0	3	0	0	7
625	MMF Poplin & Broadcloth	0	0	42	0	0	57
627	MMF Sheeting	4	0	0	3	0	0
631	MMF Gloves	11	3	10	10	14	28
632	MMF Hosiery	43	883	468	69	822	548
633	MMF Suit-type Coats, MB	4	0	1	19	0	9
634	Other MMF Coats, MB	8	0	7	47	3	107
635	MMF Coats, WGI	193	57	75	294	151	303
636	MMF Dresses	64	164	253	125	356	461
637	MMF Playsuits	0	1	4	0	7	11
638	MMF Knit Shirts, MB	0	416	28	0	449	43
639	MMF Knit Shirts, WGI	134	2,954	511	528	5,778	949
640	MMF Non-knit Shirts, MB	397	75	27	522	136	103
641	MMF Non-knit Shirts, WGI	702	1,419	1,098	3,527	4,671	3,202
642	MMF Skirts	100	372	73	428	1,274	306
643	MMF Suits, MB	0	0	2	1	0	13
644	MMF Suits, WGI	2	9	37	12	60	212
645	MMF Sweaters, MB	111	811	604	214	1,248	805
646	MMF Sweaters, WGI	1,901	1,475	480	2,614	2,148	779
647	MMF Trousers, MB	20	162	51	44	204	80
648	MMF Trousers, WGI	247	3,434	2,031	511	5,887	3,360
649	MMF Brassieres etc.	0	1	0	0	2	0
650	MMF Dressing Gowns	0	0	0	2	1	0
651	MMF Nightwear	0	0	61	1	3	126
652	MMF Underwear	12	0	0	5	0	0
659	Other MMF Apparel	136	217	184	125	147	195
665	MMF Floor Coverings	11	154	45	28	357	111
666	Other MMF Furnishings	4,392	16,687	9,706	1,366	4,604	3,362
669	Other MMF Manufactures	1,785	6	949	132	10	121
670	MMF Flat Goods, etc.	11	0	2	78	0	5

U.S. general imports from TURKEY by MFA categories, 1986-88

Category	Description	1986	1987	1988	1986	1987	1988
		1,000 equivalent square yards			1,000 dollars		
833	SLR Suit-type Coats, MB	3	0	0	14	0	0
834	Other SLR Coats, MB	1	0	0	1	0	0
835	SLR Coats, WGI	0	1	2	0	8	14
836	SLR Dresses	0	0	0	0	2	2
838	SLR Knit Shirts	0	0	0	0	1	6
840	SLR Non-knit Shirts	0	1	1	0	8	5
842	SLR Skirts	0	0	1	0	6	9
844	SLR Suits, WGI	0	0	1	0	0	13
846	Sweaters, Silk Blends	0	0	0	0	0	1
847	SLR Trousers	0	11	2	1	16	15
858	SLR Neckties	0	0	0	0	0	0
859	Other SLR Apparel	0	6	1	0	5	5
870	SLR Handbags and Flatgoods	0	3	0	0	1	0
871	Handbags & Flatgoods Silk & Veg	1	1	0	6	4	2
899	Other SLR Manufactures	0	14	1	0	9	1
Total		187,557	241,032	168,613	190,427	269,648	247,551

Source: Compiled from official statistics of the U.S. Department of Commerce.

Note.--A zero (0) indicates less than \$500 or 500 equivalent square yards. 1986 data for silk blends, linen, and ramie represent imports from August, when the data were first collected, through December, 1986.

U.S. general imports from the UNITED ARAB EMIRATES by MFA categories, 1986-88

Category	Description	1986	1987	1988	1986	1987	1988
		1,000 equivalent square yards			1,000 dollars		
334	Other Cotton Coats, MB	0	0	13	0	0	11
335	Cotton Coats, WGI	0	0	205	0	0	335
336	Cotton Dresses	0	108	265	0	123	307
338	Cotton Knit Shirts, MB	1	170	1,740	4	519	4,423
339	Cotton Knit Shirts, WGI	10	59	2,498	57	293	5,982
340	Cotton Non-knit Shirts, MB	423	2,548	7,585	797	4,618	13,392
341	Cotton Non-knit Shirts, WGI	290	1,032	3,655	409	1,672	6,668
342	Cotton Skirts	0	130	1,279	0	213	3,840
345	Cotton Sweaters	0	0	75	0	0	111
347	Cotton Trousers, MB	0	156	2,785	0	272	4,839
348	Cotton Trousers, WGI	215	149	5,821	250	362	11,229
350	Cotton Dressing Gowns	0	0	24	0	0	4
351	Cotton Nightwear	0	0	8	0	0	9
352	Cotton Underwear	0	268	419	0	196	251
359	Other Cotton Apparel	6	139	33	8	92	42
360	Cotton Pillowcases	0	1	0	0	3	0
362	Cotton Bedspreads & Quilts	0	2	0	0	5	0
369	Other Cotton Manufactures	0	117	75	1	40	16
414	Other Wool Fabrics	0	0	0	0	1	0
446	Wool Sweaters, WGI	0	0	0	0	2	0
465	Wool Floor Coverings	3	2	0	506	327	78
619	Woven Polyester Filament Fabrics	27	6	0	27	5	0
620	Other Woven Filament Fabrics	1	0	0	2	0	0
629	Other MMF Fabric	0	0	0	0	0	0
634	Other MMF Coats, MB	0	0	98	0	0	153
635	MMF Coats, WGI	0	0	27	0	0	51
636	MMF Dresses	19	0	0	13	0	1
638	MMF Knit Shirts, MB	0	27	128	0	57	230
639	MMF Knit Shirts, WGI	0	73	383	0	117	695
640	MMF Non-knit Shirts, MB	0	157	461	0	345	802
641	MMF Non-knit Shirts, WGI	5	36	273	16	96	909
642	MMF Skirts	0	39	330	0	124	928
644	MMF Suits, WGI	0	10	0	0	11	0
645	MMF Sweaters, MB	0	0	18	0	0	26
646	MMF Sweaters, WGI	0	0	16	0	0	11
648	MMF Trousers, WGI	0	8	222	0	19	416
659	Other MMF Apparel	0	7	127	0	6	96
666	Other MMF Furnishings	23	11	0	6	6	0
669	Other MMF Manufactures	13	0	0	1	0	0
847	SLR Trousers	0	0	54	0	0	238
Total		1,037	5,254	28,620	2,097	9,524	56,093

Source: Compiled from official statistics of the U.S. Department of Commerce.

Note.--A zero (0) indicates less than \$500 or 500 equivalent square yards. 1986 data for silk blends, linen, and ramie represent imports from August, when the data were first collected, through December, 1986.

U.S. general imports from the UNITED KINGDOM by MFA categories, 1986-88

Category	Description	1986	1987	1988	1986	1987	1988
		1,000 equivalent square yards			-----1,000 dollars-----		
200	Cot or MMF Yarns, Sewing Thread	1,022	627	498	1,504	1,134	973
201	Cot or MMF Specialty Yarns	1,874	1,772	3,595	2,269	2,028	4,231
218	Cot or MMF Different Color Yarns	355	376	231	2,028	1,323	1,266
219	Cot or MMF Duck Fabric	38	5	0	65	17	5
220	Cot or MMF Special Weave Fabric	2,578	2,588	2,775	6,530	7,379	8,398
222	Cot or MMF Knit Fabric	1,132	1,310	1,959	979	1,079	1,412
223	Cot or MMF Non-woven Fabric	12,349	4,968	5,241	5,649	2,538	2,929
224	Cot or MMF Pile & Tufted Fabric	37	163	426	110	541	1,132
225	Cot or MMF Denim	10	6	1	64	25	12
226	Cot or MMF Cheesecloth & Batistes	241	216	358	852	696	1,391
227	Cot or MMF Oxford Cloth	2	4	4	12	20	12
229	Cot or MMF Special Purpose Fabric	17,354	26,532	23,494	13,238	17,768	17,934
239	Cot or MMF Apparel for Infants	14	34	10	93	202	102
300	Carded Cotton Yarn	1,004	1,176	53	396	372	103
301	Combed Cotton Yarn	93	250	35	139	138	88
313	Cotton Sheeting	1,603	1,773	1,758	3,377	4,752	6,820
314	Cotton Poplin & Broadcloth	489	267	167	800	643	599
315	Cotton Printcloth	472	41	139	1,193	169	223
317	Cotton Twills and Sateens	967	789	710	3,602	3,655	4,022
326	Cotton Sateens	118	177	185	402	687	685
330	Cotton Handkerchiefs	119	3	1	57	50	20
331	Cotton Gloves & Mittens	99	31	7	97	133	48
332	Cotton Hosiery	228	219	219	1,025	1,297	1,574
333	Cotton Suit-type Coats, MB	53	25	13	445	185	166
334	Other Cotton Coats, MB	308	236	300	4,684	4,607	6,672
335	Cotton Coats, WGI	234	376	271	3,013	3,701	3,580
336	Cotton Dresses	1,682	2,259	2,690	9,598	13,184	16,988
337	Cotton Playsuits	144	25	19	178	62	95
338	Cotton Knit Shirts, MB	96	129	103	1,629	2,005	1,830
339	Cotton Knit Shirts, WGI	323	440	250	2,036	3,740	2,669
340	Cotton Non-knit Shirts, MB	334	292	312	2,833	2,965	3,289
341	Cotton Non-knit Shirts, WGI	230	283	165	2,905	2,691	2,303
342	Cotton Skirts	321	442	321	3,240	4,150	3,528
345	Cotton Sweaters	1,786	3,873	1,902	8,669	14,554	10,436
347	Cotton Trousers, MB	326	377	127	1,990	1,745	1,123
348	Cotton Trousers, WGI	527	496	187	2,108	3,233	1,641
349	Cotton Brassieres, etc.	0	1	0	3	14	9
350	Cotton Dressing Gowns	85	248	76	299	760	719
351	Cotton Nightwear	325	396	325	948	1,314	952
352	Cotton Underwear	1,310	1,102	509	2,507	1,986	1,432
359	Other Cotton Apparel	501	505	559	1,835	1,785	3,004
360	Cotton Pillowcases	66	58	54	143	157	164
361	Cotton Sheets	517	1,007	461	755	1,328	508
362	Cotton Bedspreads & Quilts	307	329	207	1,090	611	737
363	Cotton Pile Towels	54	206	124	313	1,021	1,071
369	Other Cotton Manufactures	2,955	5,252	3,638	5,012	8,291	8,483
400	Wool Tops & Yarn	4,973	5,447	3,777	12,543	13,396	10,881
410	Woolen & Worsted Fabric	5,351	5,184	4,532	30,016	31,294	34,904
414	Other Wool Fabrics	2,609	2,687	2,685	18,253	21,748	26,380
431	Wool Gloves and Mittens	40	19	20	264	228	316
432	Wool Hosiery	246	277	312	2,519	3,251	4,276
433	Wool Suit-type Coats, MB	116	107	188	2,679	1,827	1,998
434	Other Wool Coats, MB	1,042	1,058	740	12,240	12,216	11,654

U.S. general imports from the UNITED KINGDOM by MFA categories, 1986-88

Category	Description	1986	1987	1988	1986	1987	1988
		1,000 equivalent square yards			1,000 dollars		
435	Wool Coats, WGI	663	430	545	6,438	6,277	7,518
436	Wool Dresses	250	331	301	2,436	3,376	3,146
438	Wool Knit Shirts	34	44	47	578	967	772
440	Wool Non-knit Shirts	44	30	16	743	474	342
442	Wool Skirts	479	591	321	7,298	8,827	6,687
443	Wool Suits, MB	211	131	61	3,568	2,892	2,128
444	Wool Suits, WGI	33	14	6	556	285	283
445	Wool Sweaters, MB	3,711	2,778	2,101	44,725	42,594	38,881
446	Wool Sweaters, WGI	1,687	1,184	689	23,456	22,418	20,767
447	Wool Trousers, MB	70	92	22	910	541	353
448	Wool Trousers, WGI	57	29	55	904	810	1,606
459	Other Wool Apparel	1,483	1,366	1,267	17,283	18,160	18,120
464	Wool Blankets	302	269	248	1,978	1,923	2,101
465	Wool Floor Coverings	1,519	1,383	1,133	34,473	36,298	32,636
469	Other Wool Manufactures	122	128	234	639	628	1,038
600	Textured Filament Yarns	20,833	440	1,991	4,832	124	957
603	Artificial Staple Fiber Yarns	0	0	21	0	0	32
604	Synthetic Staple Fiber Yarns	5,418	3,450	1,556	2,809	1,864	933
606	Non-textured Filament Yarns	81,667	91,576	104,311	10,863	13,387	20,108
607	Other MMF Staple Yarns	165	144	17	205	99	20
611	Woven Fabrics of Artificial Staple	181	826	62	277	415	201
613	MMF Sheeting	67	9	1	82	46	2
614	MMF Poplin and Broadcloth	1	0	30	7	0	82
615	MMF Printcloth	29	0	0	31	1	0
617	MMF Twills and Sateens	10	7	10	21	10	15
618	Woven Fabrics of C-F MMF Yarns	16	34	71	29	166	182
619	Woven Polyester Filament Fabrics	132	234	149	361	155	201
620	Other Woven Filament Fabrics	997	1,147	1,919	2,764	3,297	5,559
621	Impression fabric	3,336	2,527	1,851	3,585	3,094	2,509
622	Glass Fiber Fabrics	7	30	76	21	42	233
624	MMF Fabric Mixed with Wool	65	46	50	210	259	296
625	MMF Poplin & Broadcloth	15	12	263	60	60	179
626	MMF Printcloth	0	1	119	0	4	52
627	MMF Sheeting	2	10	125	2	81	158
628	MMF Twills & Sateens	31	2	67	64	10	150
629	Other MMF Fabric	164	465	166	323	1,333	1,086
630	MMF Handkerchiefs	0	0	0	3	2	0
631	MMF Gloves	100	44	28	375	213	167
632	MMF Hosiery	623	511	621	2,142	2,109	2,369
633	MMF Suit-type Coats, MB	29	15	11	329	147	108
634	Other MMF Coats, MB	187	172	96	1,096	927	860
635	MMF Coats, WGI	186	157	148	1,770	1,382	1,390
636	MMF Dresses	177	272	331	1,704	2,567	3,842
637	MMF Playsuits	31	4	4	125	21	31
638	MMF Knit Shirts, MB	90	40	30	339	234	208
639	MMF Knit Shirts, WGI	94	106	62	384	480	315
640	MMF Non-knit Shirts, MB	114	115	82	518	513	447
641	MMF Non-knit Shirts, WGI	105	114	94	1,378	2,543	2,237
642	MMF Skirts	239	310	164	1,850	2,624	2,439
643	MMF Suits, MB	30	12	11	271	114	123
644	MMF Suits, WGI	33	28	24	265	214	299
645	MMF Sweaters, MB	497	163	53	1,294	495	126
646	MMF Sweaters, WGI	813	395	98	2,388	1,065	326
647	MMF Trousers, MB	98	65	49	899	616	586

C-141

U.S. general imports from the UNITED KINGDOM by MFA categories, 1986-88

Category	Description	1,000 equivalent square yards			1,000 dollars		
		1986	1987	1988	1986	1987	1988
648	MMF Trousers, WGI	264	197	206	1,431	1,501	1,100
649	MMF Brassieres etc.	30	18	11	142	93	106
650	MMF Dressing Gowns	18	4	3	32	16	22
651	MMF Nightwear	175	26	19	193	59	80
652	MMF Underwear	812	358	843	2,263	1,032	1,587
654	MMF Down-filled Coats, WGI	0	0	0	2	0	0
659	Other MMF Apparel	3,279	1,984	1,347	8,570	6,373	5,111
665	MMF Floor Coverings	330	190	221	4,807	2,401	3,304
666	Other MMF Furnishings	1,118	2,736	2,289	1,073	2,691	2,414
669	Other MMF Manufactures	1,988	6,341	5,348	570	2,951	3,285
670	MMF Flat Goods, etc.	96	74	55	360	411	338
800	SLR Yarn	511	895	768	462	975	1,005
810	SLR Fabric	724	2,001	1,787	3,129	8,297	9,172
831	SLR Gloves	0	0	4	0	2	5
832	SLR Hosiery	0	16	22	2	116	165
833	SLR Suit-type Coats, MB	2	3	4	30	62	91
834	Other SLR Coats, MB	1	5	4	15	97	79
835	SLR Coats, WGI	3	34	24	65	379	491
836	SLR Dresses	12	47	31	217	1,008	842
838	SLR Knit Shirts	0	1	0	4	37	14
840	SLR Non-knit Shirts	4	17	22	269	433	562
842	SLR Skirts	0	69	147	21	468	797
843	SLR Suits, MB	0	5	2	5	46	26
844	SLR Suits, WGI	1	3	1	15	87	26
845	Sweaters, Other Veg. Fibers	18	55	58	134	569	479
846	Sweaters, Silk Blends	0	2	3	16	55	62
847	SLR Trousers	3	9	10	51	241	269
850	SLR Robes	2	1	2	27	19	35
851	SLR Nightwear	5	7	0	59	20	8
852	SLR Underwear	33	34	15	97	62	49
858	SLR Neckties	24	21	16	474	271	338
859	Other SLR Apparel	101	228	148	442	1,284	720
863	SLR Towels	19	42	49	145	260	368
870	SLR Handbags and Flatgoods	2	6	4	11	25	24
871	Handbags & Flatgoods Silk & Veg	0	17	5	4	63	59
899	Other SLR Manufactures	863	1,751	1,823	392	797	1,153
Total		206,744	205,939	203,837	394,424	425,079	435,183

Source: Compiled from official statistics of the U.S. Department of Commerce.

Note.--A zero (0) indicates less than \$500 or 500 equivalent square yards. 1986 data for silk blends, linen, and ramie represent imports from August, when the data were first collected, through December, 1986.

U.S. general imports from URUGUAY by MFA categories, 1986-88

Category	Description	1986	1987	1988	1986	1987	1988
		1,000 equivalent square yards			-----1,000 dollars-----		
225	Cot or MMF Denim	0	0	42	0	0	91
229	Cot or MMF Special Purpose Fabric	263	395	157	301	413	365
239	Cot or MMF Apparel for Infants	0	0	0	0	1	2
301	Combed Cotton Yarn	40	0	0	45	0	0
314	Cotton Poplin & Broadcloth	2	0	0	3	0	0
317	Cotton Twills and Sateens	0	58	0	0	84	0
330	Cotton Handkerchiefs	0	0	0	0	0	2
332	Cotton Hosiery	0	0	0	1	0	0
333	Cotton Suit-type Coats, MB	18	42	26	45	264	132
334	Other Cotton Coats, MB	257	1,718	2,193	829	5,966	7,754
335	Cotton Coats, WGI	2,025	2,448	1,631	5,411	9,087	5,864
336	Cotton Dresses	11	1	0	51	7	0
337	Cotton Playsuits	8	0	0	16	0	0
339	Cotton Knit Shirts, WGI	1	1	1	37	38	23
340	Cotton Non-knit Shirts, MB	11	0	0	15	0	0
341	Cotton Non-knit Shirts, WGI	30	75	37	87	156	46
342	Cotton Skirts	209	46	96	491	235	445
345	Cotton Sweaters	411	403	438	2,129	2,823	3,369
347	Cotton Trousers, MB	8	59	95	15	31	595
348	Cotton Trousers, WGI	427	236	199	839	471	934
350	Cotton Dressing Gowns	6	0	0	23	0	0
359	Other Cotton Apparel	26	29	31	89	79	101
369	Other Cotton Manufactures	0	7	22	0	25	54
400	Wool Tops & Yarn	334	253	20	361	342	61
410	Woolen & Worsted Fabric	1,571	1,634	2,028	4,796	5,364	7,305
414	Other Wool Fabrics	81	100	39	296	424	202
431	Wool Gloves and Mittens	0	0	0	1	0	0
432	Wool Hosiery	0	0	0	9	1	0
433	Wool Suit-type Coats, MB	368	525	290	2,627	4,220	3,023
434	Other Wool Coats, MB	933	318	248	3,699	2,210	2,306
435	Wool Coats, WGI	2,032	1,831	1,348	9,270	9,164	7,699
436	Wool Dresses	11	16	0	60	104	0
438	Wool Knit Shirts	3	21	4	45	158	36
440	Wool Non-knit Shirts	0	5	0	2	68	0
442	Wool Skirts	323	112	48	2,781	1,084	523
443	Wool Suits, MB	12	101	164	96	949	2,000
444	Wool Suits, WGI	249	241	58	2,203	1,617	601
445	Wool Sweaters, MB	222	249	410	2,605	2,956	4,727
446	Wool Sweaters, WGI	411	358	307	5,776	5,781	5,056
447	Wool Trousers, MB	71	76	70	602	586	993
448	Wool Trousers, WGI	131	78	27	1,272	629	284
459	Other Wool Apparel	722	794	1,093	2,993	4,240	7,082
464	Wool Blankets	41	0	1	181	1	1
465	Wool Floor Coverings	0	27	0	0	116	0
469	Other Wool Manufactures	12	41	221	118	106	548
604	Synthetic Staple Fiber Yarns	96	0	0	40	0	0
624	MMF Fabric Mixed with Wool	4	0	0	10	0	0
630	MMF Handkerchiefs	0	0	0	0	1	0
633	MMF Suit-type Coats, MB	6	18	5	19	177	51
634	Other MMF Coats, MB	1	18	37	3	136	320
635	MMF Coats, WGI	31	48	21	57	82	34
636	MMF Dresses	0	0	0	0	0	0
641	MMF Non-knit Shirts, WGI	5	0	0	23	0	1

C-143

U.S. general imports from URUGUAY by MFA categories, 1986-88

Category	Description	1,000 equivalent square yards			1,000 dollars		
		1986	1987	1988	1986	1987	1988
642	MMF Skirts	19	21	0	78	91	0
644	MMF Suits, WGI	31	0	0	42	0	0
645	MMF Sweaters, MB	8	1	6	15	3	14
646	MMF Sweaters, WGI	26	31	55	73	88	163
647	MMF Trousers, MB	1	0	1	1	0	1
648	MMF Trousers, WGI	1	0	1	3	1	1
659	Other MMF Apparel	146	64	120	154	54	143
666	Other MMF Furnishings	0	0	0	0	0	0
670	MMF Flat Goods, etc.	2	0	0	12	0	0
835	SLR Coats, WGI	5	31	4	33	209	30
836	SLR Dresses	7	2	0	64	19	0
840	SLR Non-knit Shirts	0	1	0	0	9	0
842	SLR Skirts	4	15	3	59	181	34
844	SLR Suits, WGI	2	18	6	15	136	52
845	Sweaters, Other Veg. Fibers	0	0	0	0	2	0
847	SLR Trousers	0	6	0	5	30	0
859	Other SLR Apparel	0	8	0	0	7	0
871	Handbags & Flatgoods Silk & Veg	0	0	0	2	0	0
Total		11,682	12,582	11,603	50,929	61,027	63,068

Source: Compiled from official statistics of the U.S. Department of Commerce.

Note.--A zero (0) indicates less than \$500 or 500 equivalent square yards. 1986 data for silk blends, linen, and ramie represent imports from August, when the data were first collected, through December, 1986.

U.S. general imports from the U.S.S.R. by MFA categories, 1986-88

Category	Description	1,000 equivalent square yards			1,000 dollars		
		1986	1987	1988	1986	1987	1988
300	Carded Cotton Yarn	127	1	43	29	0	11
313	Cotton Sheeting	243	21,049	13,397	77	6,588	3,854
314	Cotton Poplin & Broadcloth	0	84	0	0	50	0
315	Cotton Printcloth	0	2,572	0	0	721	0
317	Cotton Twills and Sateens	0	3	0	0	1	0
333	Cotton Suit-type Coats, MB	0	0	4	0	0	16
334	Other Cotton Coats, MB	0	0	0	0	0	0
336	Cotton Dresses	0	8	9	0	9	17
338	Cotton Knit Shirts, MB	0	7	0	0	45	0
340	Cotton Non-knit Shirts, MB	0	88	3	6	125	10
341	Cotton Non-knit Shirts, WGI	0	31	1	0	70	30
342	Cotton Skirts	1	0	0	2	0	0
347	Cotton Trousers, MB	0	7	0	0	27	0
348	Cotton Trousers, WGI	0	34	0	0	26	0
350	Cotton Dressing Gowns	0	0	0	0	1	0
359	Other Cotton Apparel	1	1	0	1	2	0
363	Cotton Pile Towels	0	0	0	3	0	0
414	Other Wool Fabrics	0	2	0	0	18	0
433	Wool Suit-type Coats, MB	0	0	0	6	0	0
434	Other Wool Coats, MB	0	0	0	1	0	0
435	Wool Coats, WGI	0	0	0	0	2	0
443	Wool Suits, MB	1	0	0	28	0	0
447	Wool Trousers, MB	0	0	0	4	0	0
459	Other Wool Apparel	1	2	0	5	3	7
465	Wool Floor Coverings	0	1	1	56	109	51
469	Other Wool Manufactures	0	0	0	0	0	0
620	Other Woven Filament Fabrics	2	0	0	4	0	0
634	Other MMF Coats, MB	0	0	1	0	0	2
635	MMF Coats, WGI	0	11	0	0	18	0
636	MMF Dresses	0	41	23	0	54	37
638	MMF Knit Shirts, MB	0	9	0	0	20	0
639	MMF Knit Shirts, WGI	0	10	0	0	9	0
640	MMF Non-knit Shirts, MB	1	2	0	6	5	0
641	MMF Non-knit Shirts, WGI	0	1	1	0	2	3
642	MMF Skirts	0	1	1	0	3	3
644	MMF Suits, WGI	0	0	0	0	0	0
647	MMF Trousers, MB	0	3	0	0	7	1
648	MMF Trousers, WGI	0	0	0	0	0	0
649	MMF Brassieres etc.	0	2	18	0	13	103
659	Other MMF Apparel	0	0	36	2	0	48
810	SLR Fabric	0	5	18	0	4	25
845	Sweaters, Other Veg. Fibers	0	6	0	0	34	0
Total		377	23,982	13,559	229	7,965	4,220

Source: Compiled from official statistics of the U.S. Department of Commerce.

Note.--A zero (0) indicates less than \$500 or 500 equivalent square yards. 1986 data for silk blends, linen, and ramie represent imports from August, when the data were first collected, through December, 1986.

U.S. general imports from WEST GERMANY by MFA categories, 1986-88

Category	Description	1986	1987	1988	1986	1987	1988
		1,000 equivalent square yards			-----1,000 dollars-----		
200	Cot or MMF Yarns, Sewing Thread	1,220	626	947	2,911	2,263	2,688
201	Cot or MMF Specialty Yarns	711	1,033	603	967	1,103	772
218	Cot or MMF Different Color Yarns	882	393	290	1,871	1,382	1,246
219	Cot or MMF Duck Fabric	9	9	6	70	70	44
220	Cot or MMF Special Weave Fabric	1,940	1,883	2,028	8,635	9,666	11,226
222	Cot or MMF Knit Fabric	5,143	3,780	2,746	6,178	4,164	3,546
223	Cot or MMF Non-woven Fabric	26,264	7,351	8,910	8,618	3,070	4,106
224	Cot or MMF Pile & Tufted Fabric	800	269	290	3,449	2,300	2,377
225	Cot or MMF Denim	9	47	3	43	113	16
226	Cot or MMF Cheesecloth & Batistes	125	24	53	294	75	145
227	Cot or MMF Oxford Cloth	9	3	9	16	7	34
229	Cot or MMF Special Purpose Fabric	24,108	24,938	29,980	17,152	19,504	22,155
239	Cot or MMF Apparel for Infants	4	21	52	39	55	124
300	Carded Cotton Yarn	1,732	3,446	5,654	1,127	1,957	3,444
301	Combed Cotton Yarn	419	128	179	394	121	223
313	Cotton Sheeting	2,098	5,889	913	3,238	6,728	3,019
314	Cotton Poplin & Broadcloth	379	219	161	1,085	771	599
315	Cotton Printcloth	373	179	59	946	376	286
317	Cotton Twills and Sateens	737	539	419	2,555	1,885	1,739
326	Cotton Sateens	462	636	472	992	1,930	1,386
330	Cotton Handkerchiefs	12	14	25	120	88	75
331	Cotton Gloves & Mittens	17	1	1	24	14	25
332	Cotton Hosiery	201	225	119	422	630	388
333	Cotton Suit-type Coats, MB	19	39	7	156	307	162
334	Other Cotton Coats, MB	278	152	183	668	500	1,140
335	Cotton Coats, WGI	204	122	118	2,851	2,038	1,086
336	Cotton Dresses	60	76	76	535	619	462
337	Cotton Playsuits	23	13	3	127	114	22
338	Cotton Knit Shirts, MB	75	135	51	680	1,137	671
339	Cotton Knit Shirts, WGI	110	34	23	1,239	751	445
340	Cotton Non-knit Shirts, MB	358	478	529	3,410	3,502	3,047
341	Cotton Non-knit Shirts, WGI	98	75	56	1,984	1,535	869
342	Cotton Skirts	114	75	68	2,054	1,589	862
345	Cotton Sweaters	205	236	241	2,749	3,217	2,483
347	Cotton Trousers, MB	254	210	228	743	1,112	666
348	Cotton Trousers, WGI	210	114	95	2,284	1,422	804
349	Cotton Brassieres, etc.	1	1	1	14	13	22
350	Cotton Dressing Gowns	60	51	66	401	399	431
351	Cotton Nightwear	139	283	352	117	128	106
352	Cotton Underwear	648	333	245	1,290	737	805
353	Cotton Down-filled Coats, MB	0	0	0	1	0	0
354	Cotton Down-filled Coats, WGI	0	0	0	2	0	0
359	Other Cotton Apparel	382	287	324	1,054	1,029	1,166
360	Cotton Pillowcases	334	148	66	1,030	706	315
361	Cotton Sheets	1,869	1,672	569	2,913	2,306	904
362	Cotton Bedspreads & Quilts	1,725	853	705	6,495	3,760	3,508
363	Cotton Pile Towels	162	16	58	661	128	419
369	Other Cotton Manufactures	6,252	1,337	1,258	5,310	1,769	1,965
400	Wool Tops & Yarn	1,978	1,666	2,207	3,908	3,737	5,704
410	Woolen & Worsted Fabric	732	518	277	4,646	2,757	1,674
414	Other Wool Fabrics	1,486	1,221	783	11,084	11,040	7,567
431	Wool Gloves and Mittens	1	0	1	31	4	10
432	Wool Hosiery	2	9	5	25	94	91

C-146

U.S. general imports from WEST GERMANY by MFA categories, 1986-88

Category	Description	1986	1987	1988	1986	1987	1988
		1,000 equivalent square yards			1,000 dollars		
433	Wool Suit-type Coats, MB	71	135	194	1,314	1,922	2,514
434	Other Wool Coats, MB	237	565	335	1,095	1,447	733
435	Wool Coats, WGI	346	418	514	6,605	6,188	6,517
436	Wool Dresses	39	37	49	789	876	1,297
438	Wool Knit Shirts	3	4	1	99	203	24
440	Wool Non-knit Shirts	50	24	11	810	466	176
442	Wool Skirts	162	118	107	4,965	4,395	3,570
443	Wool Suits, MB	147	375	245	2,962	4,513	10,342
444	Wool Suits, WGI	127	80	57	2,686	1,840	1,638
445	Wool Sweaters, MB	47	45	40	624	703	1,052
446	Wool Sweaters, WGI	92	120	113	4,984	5,219	5,248
447	Wool Trousers, MB	252	195	175	822	695	1,177
448	Wool Trousers, WGI	113	67	76	3,394	2,295	2,492
459	Other Wool Apparel	754	803	495	9,056	8,952	6,270
464	Wool Blankets	21	6	3	190	177	96
465	Wool Floor Coverings	314	140	74	6,577	5,524	2,362
469	Other Wool Manufactures	204	160	180	835	960	1,191
600	Textured Filament Yarns	39,968	40,855	17,448	13,234	14,267	6,774
603	Artificial Staple Fiber Yarns	283	106	546	98	49	400
604	Synthetic Staple Fiber Yarns	12,522	8,860	8,274	5,017	4,063	3,867
606	Non-textured Filament Yarns	173,451	171,774	147,272	26,047	27,136	26,343
607	Other MMF Staple Yarns	492	212	69	414	465	166
611	Woven Fabrics of Artificial Staple	7,942	9,417	10,916	14,997	21,707	31,046
613	MMF Sheeting	186	200	106	404	522	348
614	MMF Poplin and Broadcloth	217	31	161	655	104	551
615	MMF Printcloth	287	75	53	684	153	162
617	MMF Twills and Sateens	55	87	143	206	320	253
618	Woven Fabrics of C-F MMF Yarns	837	1,230	2,067	3,516	5,432	5,308
619	Woven Polyester Filament Fabrics	1,095	696	2,244	1,505	1,321	2,567
620	Other Woven Filament Fabrics	2,435	2,134	1,631	6,479	6,836	3,398
621	Impression fabric	2,601	1,134	1,119	2,440	1,187	871
622	Glass Fiber Fabrics	3,939	1,938	2,726	2,107	2,778	3,466
624	MMF Fabric Mixed with Wool	170	138	63	558	432	407
625	MMF Poplin & Broadcloth	4,739	2,163	1,740	12,252	6,466	4,773
626	MMF Printcloth	94	108	166	230	204	301
627	MMF Sheeting	193	556	874	353	1,466	1,974
628	MMF Twills & Sateens	3,158	4,515	1,499	2,330	3,811	1,011
629	Other MMF Fabric	1,467	1,636	1,525	5,270	5,335	5,518
630	MMF Handkerchiefs	0	1	1	8	25	26
631	MMF Gloves	1	1	1	19	11	22
632	MMF Hosiery	76	130	636	292	334	491
633	MMF Suit-type Coats, MB	15	33	5	117	156	60
634	Other MMF Coats, MB	144	32	90	191	192	274
635	MMF Coats, WGI	143	57	152	1,999	1,048	1,253
636	MMF Dresses	100	44	39	989	663	681
637	MMF Playsuits	1	2	1	16	25	17
638	MMF Knit Shirts, MB	7	4	13	22	40	127
639	MMF Knit Shirts, WGI	17	16	6	317	146	84
640	MMF Non-knit Shirts, MB	9	10	20	81	54	96
641	MMF Non-knit Shirts, WGI	145	60	103	3,055	1,179	1,188
642	MMF Skirts	98	47	40	2,077	1,448	918
643	MMF Suits, MB	9	8	29	56	37	195
644	MMF Suits, WGI	48	26	8	584	492	220
645	MMF Sweaters, MB	126	5	25	192	60	86

C-147

U.S. general imports from WEST GERMANY by MFA categories, 1986-88

Cate- gory	Description	1986	1987	1988	1986	1987	1988
		1,000 equivalent square yards			1,000 dollars		
646	MMF Sweaters, WGI	169	125	49	1,902	930	527
647	MMF Trousers, MB	420	26	127	1,130	249	491
648	MMF Trousers, WGI	111	32	38	1,027	565	789
649	MMF Brassieres etc.	18	3	2	173	47	35
650	MMF Dressing Gowns	1	1	1	7	3	11
651	MMF Nightwear	61	0	36	25	2	22
652	MMF Underwear	274	908	2,079	80	177	374
653	MMF Down-filled Coats, MB	0	1	1	7	13	4
654	MMF Down-filled Coats, WGI	0	0	5	0	6	4
659	Other MMF Apparel	3,049	3,953	2,599	4,963	6,934	4,525
665	MMF Floor Coverings	265	129	83	1,931	1,573	1,428
666	Other MMF Furnishings	25,281	21,518	12,592	9,380	7,758	4,931
669	Other MMF Manufactures	2,470	13,567	32,304	763	6,174	8,702
670	MMF Flat Goods, etc.	67	113	63	469	163	137
800	SLR Yarn	6	52	52	5	37	38
810	SLR Fabric	145	418	270	598	1,663	1,855
831	SLR Gloves	0	0	0	0	1	1
832	SLR Hosiery	0	8	40	10	61	50
833	SLR Suit-type Coats, MB	11	49	47	108	638	826
834	Other SLR Coats, MB	1	2	8	20	42	122
835	SLR Coats, WGI	15	38	51	411	1,159	978
836	SLR Dresses	0	9	18	6	284	443
838	SLR Knit Shirts	1	1	1	3	42	25
840	SLR Non-knit Shirts	9	58	33	319	3,304	1,447
842	SLR Skirts	4	27	20	193	1,346	784
843	SLR Suits, MB	1	2	3	17	42	197
844	SLR Suits, WGI	0	4	8	5	117	326
845	Sweaters, Other Veg. Fibers	0	3	3	5	108	56
846	Sweaters, Silk Blends	1	6	2	14	136	35
847	SLR Trousers	11	40	29	246	1,020	629
850	SLR Robes	0	2	2	10	66	61
851	SLR Nightwear	1	2	0	10	18	0
852	SLR Underwear	17	20	5	77	102	18
858	SLR Neckties	2	4	1	29	61	7
859	Other SLR Apparel	109	69	52	193	135	101
863	SLR Towels	0	0	0	0	0	1
870	SLR Handbags and Flatgoods	2	2	1	9	10	7
871	Handbags & Flatgoods Silk & Veg	4	24	9	329	391	402
899	Other SLR Manufactures	57	461	86	437	1,107	211
Total		378,067	355,117	317,715	301,132	297,546	279,614

Source: Compiled from official statistics of the U.S. Department of Commerce.

Note.--A zero (0) indicates less than \$500 or 500 equivalent square yards. 1986 data for silk blends, linen, and ramie represent imports from August, when the data were first collected, through December, 1986.

U.S. general imports from YUGOSLAVIA by MFA categories, 1986-88

Category	Description	1,000 equivalent square yards			-----1,000 dollars-----		
		1986	1987	1988	1986	1987	1988
201	Cot or MMF Specialty Yarns	236	318	208	30	44	59
218	Cot or MMF Different Color Yarns	2	50	0	1	28	2
220	Cot or MMF Special Weave Fabric	99	194	157	220	383	165
222	Cot or MMF Knit Fabric	0	0	2	0	0	1
223	Cot or MMF Non-woven Fabric	910	127	0	67	11	0
224	Cot or MMF Pile & Tufted Fabric	0	0	1	0	0	2
227	Cot or MMF Oxford Cloth	0	0	10	0	0	7
229	Cot or MMF Special Purpose Fabric	35	350	229	10	31	30
239	Cot or MMF Apparel for Infants	9	5	0	22	35	0
300	Carded Cotton Yarn	3,802	15,027	4,623	805	3,962	1,350
301	Combed Cotton Yarn	181	705	305	63	148	88
313	Cotton Sheeting	1,031	10,497	1,333	370	3,836	730
314	Cotton Poplin & Broadcloth	2	934	0	2	322	0
317	Cotton Twills and Sateens	0	0	3	0	0	6
326	Cotton Sateens	0	4	1	1	7	2
333	Cotton Suit-type Coats, MB	87	69	20	528	460	147
334	Other Cotton Coats, MB	49	17	95	258	63	103
335	Cotton Coats, WGI	8	102	426	37	233	1,463
336	Cotton Dresses	25	185	443	54	329	480
337	Cotton Playsuits	5	69	1,396	9	78	1,212
338	Cotton Knit Shirts, MB	36	168	83	59	268	136
339	Cotton Knit Shirts, WGI	525	2,653	1,993	836	5,589	4,856
340	Cotton Non-knit Shirts, MB	7,229	6,088	6,648	10,053	9,341	10,122
341	Cotton Non-knit Shirts, WGI	693	1,329	800	1,161	2,085	1,646
342	Cotton Skirts	31	227	466	96	842	1,234
345	Cotton Sweaters	4	31	25	20	81	73
347	Cotton Trousers, MB	47	210	83	98	241	240
348	Cotton Trousers, WGI	400	1,786	2,342	887	2,373	2,862
350	Cotton Dressing Gowns	247	186	179	758	792	793
351	Cotton Nightwear	47	316	13	68	222	30
352	Cotton Underwear	15	0	0	60	0	0
359	Other Cotton Apparel	24	11	43	87	34	75
360	Cotton Pillowcases	0	0	1	0	0	2
361	Cotton Sheets	5	0	14	9	0	13
362	Cotton Bedspreads & Quilts	93	0	8	92	0	10
363	Cotton Pile Towels	272	148	5	890	528	51
369	Other Cotton Manufactures	992	1,083	347	434	328	145
400	Wool Tops & Yarn	19	0	0	33	0	1
410	Woolen & Worsted Fabric	254	161	318	792	548	1,505
414	Other Wool Fabrics	0	4	0	0	51	0
431	Wool Gloves and Mittens	0	0	0	1	0	0
432	Wool Hosiery	0	0	0	8	1	0
433	Wool Suit-type Coats, MB	132	115	163	970	1,335	1,139
434	Other Wool Coats, MB	425	441	569	3,918	4,514	5,066
435	Wool Coats, WGI	1,685	3,039	2,077	8,317	11,629	11,463
436	Wool Dresses	1	0	0	8	2	0
438	Wool Knit Shirts	0	2	0	3	23	0
440	Wool Non-knit Shirts	12	0	0	23	0	0
442	Wool Skirts	222	184	192	588	1,194	1,390
443	Wool Suits, MB	393	556	684	3,347	4,950	5,472
444	Wool Suits, WGI	216	289	191	1,436	2,072	1,255
445	Wool Sweaters, MB	16	68	10	135	344	66
446	Wool Sweaters, WGI	21	4	3	347	230	196

U.S. general imports from YUGOSLAVIA by MFA categories, 1986-88

Category	Description	1986	1987	1988	1986	1987	1988
		1,000 equivalent square yards			1,000 dollars		
447	Wool Trousers, MB	247	145	111	1,581	968	823
448	Wool Trousers, WGI	512	430	282	2,877	2,943	2,419
459	Other Wool Apparel	29	69	15	183	293	119
465	Wool Floor Coverings	2	1	2	78	27	61
469	Other Wool Manufactures	0	0	0	0	0	0
600	Textured Filament Yarns	479	0	0	135	0	0
604	Synthetic Staple Fiber Yarns	6,532	1,793	0	2,852	820	0
606	Non-textured Filament Yarns	932	0	0	97	0	0
607	Other MMF Staple Yarns	0	0	0	0	0	0
611	Woven Fabrics of Artificial Staple	0	307	1,728	0	235	1,374
613	MMF Sheeting	0	1	1	0	2	2
617	MMF Twills and Sateens	1	0	1	2	0	1
618	Woven Fabrics of C-F MMF Yarns	0	0	572	0	0	616
619	Woven Polyester Filament Fabrics	347	5	3	98	7	8
620	Other Woven Filament Fabrics	86	3	3	183	3	12
624	MMF Fabric Mixed with Wool	957	1,145	4,388	1,892	2,314	10,300
625	MMF Poplin & Broadcloth	0	0	2	0	0	3
626	MMF Printcloth	0	0	14	0	0	19
627	MMF Sheeting	0	2	0	0	2	0
629	Other MMF Fabric	1	53	133	2	20	234
633	MMF Suit-type Coats, MB	58	1	0	312	8	2
634	Other MMF Coats, MB	15	17	1	38	129	12
635	MMF Coats, WGI	67	5	12	144	46	59
636	MMF Dresses	62	444	29	85	841	59
637	MMF Playsuits	1	0	0	16	0	0
638	MMF Knit Shirts, MB	41	1	0	79	7	0
639	MMF Knit Shirts, WGI	0	0	82	0	0	185
640	MMF Non-knit Shirts, MB	2,162	1,403	1,388	2,828	1,769	2,052
641	MMF Non-knit Shirts, WGI	1,438	1,198	633	3,304	3,202	1,975
642	MMF Skirts	10	333	460	48	1,176	1,910
643	MMF Suits, MB	429	576	695	2,734	3,852	5,055
644	MMF Suits, WGI	24	72	0	33	134	0
645	MMF Sweaters, MB	1,566	1,372	947	1,591	1,511	1,137
646	MMF Sweaters, WGI	4,260	3,091	1,543	2,956	3,225	1,611
647	MMF Trousers, MB	31	12	20	88	60	97
648	MMF Trousers, WGI	48	196	18	189	286	250
659	Other MMF Apparel	50	17	62	51	53	52
665	MMF Floor Coverings	0	0	0	0	0	0
666	Other MMF Furnishings	21,476	16,431	8,296	5,133	4,230	2,715
669	Other MMF Manufactures	436	419	1	70	52	6
670	MMF Flat Goods, etc.	325	151	247	199	117	171
810	SLR Fabric	6	33	203	17	34	432
831	SLR Gloves	0	0	0	0	0	1
833	SLR Suit-type Coats, MB	31	12	1	230	92	17
835	SLR Coats, WGI	0	2	18	0	19	74
836	SLR Dresses	0	15	0	0	73	0
840	SLR Non-knit Shirts	0	4	1	1	29	6
842	SLR Skirts	7	31	11	36	128	58
843	SLR Suits, MB	0	0	8	0	0	152
844	SLR Suits, WGI	0	1	0	0	10	0
847	SLR Trousers	4	41	7	21	209	52
899	Other SLR Manufactures	0	0	0	0	0	0
Total		63,211	77,587	48,446	68,190	88,518	89,822

C-150