

Using Waste Carbon Feedstocks to Produce Chemicals

Elizabeth R. Nesbitt

Abstract

Emerging carbon capture utilization (CCU) technologies potentially allow chemical companies and other manufacturers to capture waste carbon—in the form of carbon monoxide (CO) and/or carbon dioxide (CO₂)—from industrial emissions and process it into sustainable, value-added biofuels and chemicals. Using CCU technologies to consume waste feedstocks can cut production costs; benefit the environment; monetize industrial emissions; and, depending on the region, allow companies to meet CO₂ emissions goals. Moreover, using waste carbon to make chemicals can also reduce manufacturers' reliance on fossil fuels such as crude petroleum and natural gas, an important factor, particularly for the European Union and China, given the volatility in sourcing and pricing of fossil fuels, especially those that are imported.

This working paper: 1) explains carbon's critical role in the production of chemicals and as a target for industrial emissions reduction; 2) describes new CCU technologies stemming from advances in fields such as industrial biotechnology and electrolysis; 3) identifies sectors and geographical locales in which these technologies are being adopted, as well as factors driving adoption; and 4) examines potential implications for U.S. and global industrial competitiveness within one sector with high emissions, the steel industry. This paper concludes that these CCU technologies are promoting a paradigm shift that has the potential to increase firm-level competitiveness for manufacturers that adopt these processes, while also reducing the environmental impact of these manufacturers. To the extent that these technologies become widely adopted, they could result in substantial increases in supply of such chemicals globally, with potential disruptive impacts on trade and prices.

Using Waste Carbon Feedstocks to Produce Chemicals

Elizabeth R. Nesbitt

Office of Industries

The author is staff with the Office of Industries of the U.S. International Trade Commission (USITC). Office of Industries working papers are the result of the ongoing professional research of USITC staff. Working papers are circulated to promote the active exchange of ideas between USITC staff and recognized experts outside the USITC, and to promote professional development of office staff by encouraging outside professional critique of staff research.

Please direct all correspondence to Elizabeth Nesbitt, Office of Industries, U.S. International Trade Commission, 500 E Street, SW, Washington, DC 20436, telephone: (202) 205-3355, email: Elizabeth.Nesbitt@usitc.gov.

The author would like to thank Dylan Carlson, Heidi Colby-Oizumi, Andrew David, Diana Friedman, David Guberman, Dan Matthews, and Dan Kim (USITC); Professor Robert Feinberg (American University); and Pedro Cardenas for their helpful comments and suggestions. The author also thanks Trina Chambers, Shadara Peters, and Monica Sanders (USITC) for administrative support.

Introduction

Carbon is an essential element of life. The human body contains about 18 percent carbon by weight, the highest elemental representation after oxygen (65 percent).¹ Carbon is also an essential element in liquid transportation fuels and many chemicals; the carbon in these products is largely obtained from fossil fuel inputs such as crude petroleum and natural gas, with some more recently from renewable feedstocks (e.g., corn; and agriculture and forestry residues). Carbon is also a component of industrial emissions, which frequently contain carbon dioxide (CO₂) and carbon monoxide (CO), and which have been a source of environmental concern. Companies are seeking to reduce industrial emissions overall—as well as levels of CO and CO₂ in the emissions—by various processes.

Technological advances in the fields of industrial biotechnology and electrolysis are now allowing manufacturers to use waste carbon captured from their emissions to make value-added products such as chemicals and biofuels.² Manufacturers, including those that primarily produce non-chemical products, are starting to monetize waste carbon (in the form of CO and/or CO₂) from industrial emissions by processing it into more sustainable and value-added biofuels and chemicals (see box 1).

Using waste feedstocks to manufacture chemicals provides several potential advantages, including enhancement of firm-level competitiveness; possible reduction of barriers to entry for new chemical byproduct producers such as steel mills;³ and environmental benefits such as reduced levels of CO₂ emitted to the atmosphere. Also, given the volatility in sourcing and pricing of fossil fuels, waste inputs allow for increased energy security, particularly for the European Union (EU) and China, through reduction of manufacturers' reliance on fossil fuels such as crude petroleum and natural gas. But the speed of U.S. adoption of this technology may be tempered by factors discussed in more detail below, including, among others, national policies and the relative cost of fossil fuels in the United States.

Background — Carbon Is a Key Input in the Chemical Industry

The U.S. chemical industry is the world's 2nd largest, supplying about 14 percent of the global market in 2019, and is global in nature with operations worldwide.⁴ Since its inception, the industry has produced chemicals along the entire value-chain, from upstream commodity chemicals (generally high volume, low value) to downstream specialty chemicals (high value, low volume). Figure 1 illustrates the flow of the chemicals value chain from upstream fossil fuel inputs to downstream end products.

¹ Physics of the Universe, "Random Facts" (accessed August 22, 2019).

² DOE, "Accelerating Breakthrough Innovation in Carbon Capture, Utilization, and Storage," September 2017.

³ Regardless of the market structure in an industry (number of firms, market shares, market concentration, etc.), industrial organization economists in recent years have focused on the role of entry (both actual and threatened) in promoting competitive performance. New technologies can emerge that challenge established market positions of incumbent firms, essentially lowering the barriers to entry into an established industry.

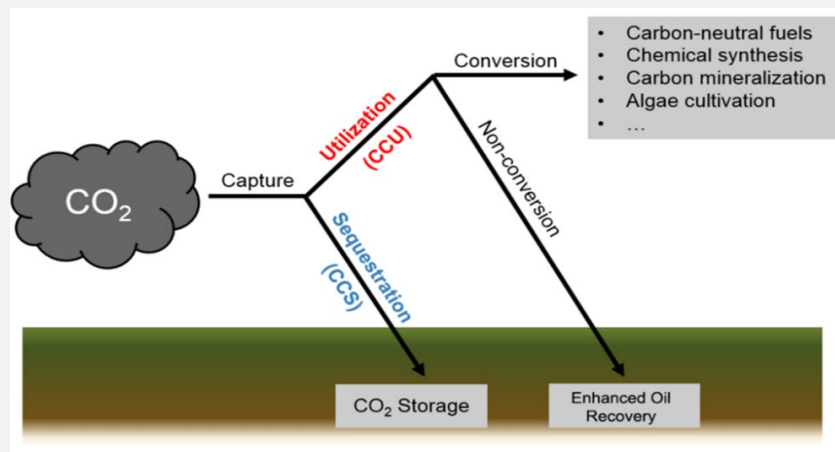
⁴ American Chemistry Council (ACC), "Guide to the Business of Chemistry," 2019, 16–17. The value of industry shipments does not include pharmaceutical shipments. It should also be noted that the U.S. chemical industry is generally defined as including firms with headquarters located in other countries as well as in the United States.

Box 1 Industrial emissions

Atmospheric CO₂ levels, as measured on an average daily basis, grew during 1800–2019 from about 280 parts per million (ppm) to about 414 ppm.^a China and the United States accounted for about 40 percent of the 2019 total; other major sources are India and the EU.^b Industrial emissions accounted for 24 percent of total CO₂ levels. Iron and steel mills, cement plants, and chemical plants are the three largest sources of mixed CO/CO₂ emissions.^c Such waste industrial emissions have traditionally been flared or recycled onsite for power generation. As such in recent years, various organizations and countries have undertaken efforts to track and reduce CO₂ emissions. Examples include efforts by the United Nations (UN), including the Paris Agreement of the UN Framework Convention on Climate Change and the UN's "2030 Agenda for Sustainable Development."^d The 2030 Agenda has 17 Sustainable Development Goals (SDGs).^e IEA reports that greater annual declines in iron and steel mill and chemical industry emissions are needed to meet the SDGs, adding that governments and industry need to be more proactive to meet the SDGs (e.g., by increasing CCU projects).^f Countries and international organizations are also planning to stop building new coal-fired power plants by the end of 2020; implement more carbon pricing programs; and to stop using fossil fuels, among other measures.^g

As such, manufacturers are increasingly taking steps to reduce the ongoing release of CO₂ to the atmosphere using a variety of methods, including carbon capture sequestration (CCS) and carbon capture utilization (CCU).^h In broad terms, as shown in the graphic below, CO₂ emissions that are captured can either be stored or utilized. In CCS, CO₂ is captured and stored in geologic reservoirs.ⁱ In contrast, CCU refers to the reuse of captured carbon for other industrial processes. CO₂ has long been utilized in a non-converted form for enhanced oil recovery (EOR) and in food and beverage applications. Alternatively, CO₂ emitters can convert CO₂ into other products (e.g., to manufacture biofuels and chemicals, as described in this paper).

CCS versus CCU



Source: "File: CCU vs CCS.png," Author: Qazxsw23edc, Wikimedia Commons, Creative Commons Attribution-Share Alike 4.0 International license, December 7, 2018. The file is unchanged.

^a CO2LEVELS.org, "Global CO₂ Levels," <https://www.co2levels.org/>. IEA says global CO₂ emissions in 2019 stayed at 2018 levels despite world economic growth. IEA, "Defying Expectations of a Rise, Global Carbon Dioxide Emissions Flatlined in 2019," press release, February 11, 2020.

^b Fleming, "Chart of the Day," World Economic Forum, June 7, 2019; Ahmad, "Strengthening International Collaboration," March 2019.

^c China produces about half the world's steel and is also the world's largest producer of chemicals. Ahmad, "Strengthening International Collaboration," March 2019; ACC, "Guide to the Business of Chemistry," 2019; World Steel Association, "World Steel in Figures 2019," 10.

^d UNFCCC, "The Paris Agreement," (accessed September 27, 2019); UN Statistics Division, "The Sustainable Development Goals Report 2018," Overview.

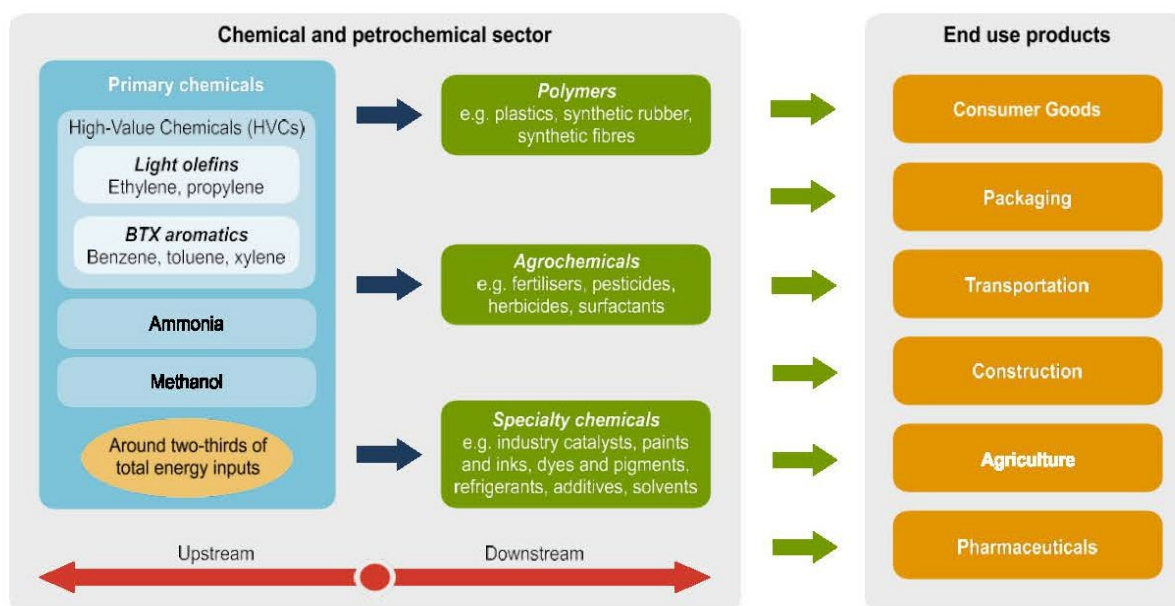
^e UN Statistics Division, "The Sustainable Development Goals Report 2018," Overview.

^f Vass, Fernandez-Pales, and Levi, "Tracking Clean Energy Progress: Iron and Steel," IEA, May 29, 2019; Levi, Fernandez-Pales, and Vass, "Tracking Clean Energy Progress: Chemicals," IEA, May 24, 2019.

^g Chemnick, "Global Promises to Reduce CO₂ Are Falling Short of 1.5-Degree-C Warming Goal," *Scientific American*, September 24, 2019.

^h Vass, Fernandez-Pales, and Levi, "Tracking Clean Energy Progress: Iron and Steel," IEA, May 29, 2019.

ⁱ DOE, "Carbon Capture, Utilization, and Storage," (accessed October 16, 2019). Sources acknowledge decreasing public acceptance for carbon storage.

Figure 1 A depiction of the chemicals value chain from fossil fuel inputs through end use products

Source: Pales and Levi, "The Future of Petrochemicals," IEA, 2018, 21. All rights reserved.

Many chemicals, especially commodity chemicals, have low margins and are extremely price competitive and any processes that reduce production costs can increase competitiveness; as such, companies have continuously incorporated process and product enhancements during the past century to optimize production capacity and competitiveness. For example, chemical companies have been integrating sustainable processes into their value chains for the last three decades for several reasons, including beneficial environmental impacts, improving process efficiency and reducing costs, and achieving "better bottom line results."⁵ Within the chemical industry, sustainability is now considered to be "absolutely vital to long-term viability" and a "strategic imperative."⁶ The chemical industry—particularly the commodity chemicals segment—also has high barriers to entry as a result of factors such as capital-intensive processes; high energy costs; the necessity of large-scale production; and environmental liabilities.⁷

Crude petroleum and natural gas have long been preferred feedstocks for many chemicals and liquid transportation fuels because they are significant sources of carbon and because they have been readily available. Crude petroleum is a significant feedstock for liquid transportation fuels and, depending on the region, can also be an important feedstock for the chemical industry.⁸ Moreover, crude petroleum

⁵ American Institute of Chemical Engineers (AIChE), "RAPID Spotlight: Sustainability and Process Intensification," June 27, 2019.

⁶ Coons, "Clear Business Case," *Chemical Week*, December 9, 2019.

⁷ ACC, "Guide to the Business of Chemistry," 2019; Clomburg, Crumbley, and Gonzalez "Industrial Biomanufacturing," *Science*, January 6, 2017.

⁸ The type of energy used by the chemical industry as feedstock can vary by region. For example, natural gas is a major feedstock for the U.S. chemical industry while naphtha is the predominant feedstock in the EU.

pricing can also be an important factor determining the economic feasibility of fuels produced from renewable feedstocks such as agricultural and forestry residues, among others. For chemicals, one European source mentioned that 90 percent of chemicals (excluding fuels) are derived from fossil fuel-based feedstocks.⁹

However, fossil fuels—imported by many nations to meet demand—have traditionally been subject to significant price fluctuations and supply disruptions.¹⁰ For example, the price of crude petroleum first reached a high of \$120 per barrel in 2008 and, as of January 2020, was hovering around \$50–60 per barrel.¹¹ Moreover, pricing spikes have always been a reality in the industry, particularly because of unplanned outages, as reflected in the September 2019 crude petroleum price increases resulting from outages in Saudi Arabia.¹²

As such, in recent years, particularly with advances in industrial biotechnology, more companies producing liquid biofuels and organic chemicals have been using renewable feedstocks such as agriculture and forestry residues and energy crops, including switchgrass among others.¹³ However, the cost competitiveness of products derived from alternative feedstocks has varied, particularly for biofuels, with some becoming less competitive as the price of crude petroleum has declined. Land use and food security questions have also been concerns for plant-based feedstocks, leading to a continuing search for other feedstocks.

New Carbon Capture Utilization Technologies Enable Conversion of Industrial Emissions into Carbon-based Chemicals

A major goal of most stakeholders, particularly in the chemical industry, is continued development of a “circular economy,” an industrial system in which waste is eliminated and resources are reused.¹⁴ As

⁹ “Reducing CO₂, Producing Chemicals: The *Potential* of Electrochemistry, Avantium presentation, August 21, 2019.

¹⁰ The United States has been import dependent on crude petroleum for many years. The U.S. Energy Information Administration (EIA) notes that U.S. imports of crude petroleum accounted for almost half of U.S. demand in 2018. EIA, “Petroleum & Other Liquids: Supply and Disposition,” October 31, 2019; ARPA-E, Carbon Dioxide Conversion to Ethanol: Opus 12,” December 15, 2016.

¹¹ O’Grady, “Crude Oil Price Passes \$120 a Barrel Mark for the First Time,” *Independent*, May 6, 2008; EIA, “Today in Energy: Daily Prices,” January 13, 2020 close.

¹² Ramkumar and Wallace, “Oil Prices Soar After Saudi Attack,” *Wall Street Journal*, September 16, 2019.

¹³ Industrial biotechnology processes use enzymes and microorganisms to produce chemicals and transportation fuels in more sustainable and environmentally beneficial processes. Bio-Tic, “About Industrial Biotechnology,” 2012. For example, fermentation is an industrial biotechnology process used for millennia to produce food and drink. During the past few decades, however, fermentation has also been used to produce an increasingly wide variety of chemicals and fuels because of advancements such as synthetic biology and the development of tailored microorganism strains. Biotechnology Innovation Organization (BIO), “Current Uses of Synthetic Biology for Renewable Chemicals, Pharmaceuticals, and Biofuels,” March 3, 2013.

¹⁴ Alperowicz, “Circular Economy: A Beyond-Borders Initiative,” *Chemical Week*, May 27, 2019.

abatement efforts for industry emissions reach optimal use and become more expensive,¹⁵ novel CCU technologies are emerging that use waste products as feedstocks for chemicals instead of sequestering the carbon or using it for enhanced oil recovery (EOR). The new processes include conversion of waste carbon in industrial emissions to liquid transportation fuels (such as ethanol and methanol) and chemicals (including building blocks such as formic acid, acetic acid, polyols, and acetone).¹⁶ These processes, which are becoming more prevalent because of continuing scientific advances in fields such as industrial biotechnology and electrolysis,¹⁷ not only reduce the amount of CO₂ that would otherwise be emitted to the atmosphere but also reduce the overall carbon footprint of the chemical process.

Examples of major players potentially using or supplying CCU technology include:

- Technology providers developing and potentially licensing the CCU process and equipment;
- Companies with large levels of industrial emissions:
 - Chemical companies using CCU technologies as an alternative method/feedstock to produce chemicals, reduce environmental pressure, and monetize waste streams;
 - Non-chemical companies (such as steel manufacturers) using CCU technologies to produce chemicals, reduce environmental pressure, and monetize waste streams.

Technology providers such as LanzaTech and Avantium, among others, have developed a variety of new processes that use industrial emissions from sources such as steel plants, chemical plants, and refineries, to name a few. The emissions have varying concentrations of CO and CO₂ as feedstocks to produce value-added biofuels and chemicals. Diverse solutions are available, often depending on a project's specific conditions.¹⁸ The new processes reflect a variety of technologies (e.g., ranging from fermentation using proprietary microorganisms¹⁹ to new catalysts to electrocatalysis); are at varying stages of development (e.g., research scale to full commercialization); and produce a variety of chemicals.

¹⁵ Cefic, "Molecule Managers," October 2017. Increasing energy efficiency (e.g., optimizing the use of energy-intensive process units such as fans) is cited by sources as one example of an abatement technology. The World Steel Association states that the global steel industry has reduced energy usage in steel production by 61 percent per metric ton of steel over the past few decades. Cefic, "Molecule Managers," October 2017; Nadel and Ungar, "Halfway There," Report U1907, American Council for an Energy-Efficient Economy, September 2019; World Steel Association, "Steel's Contribution to a Low Carbon Future and Climate Resilient Societies," 2019, 3.

¹⁶ The word "carbontech" describes the technologies and processes that convert waste products such as emissions streams and municipal solid waste (MSW) to new products while reducing the environmental footprint. Matt Lucas and Rory Jacobson, "A Review of Global and U.S. Total Available Markets for Carbontech," Executive Summary. Industrial waste emissions from manufacturing sites such as steel mills, chemical plants, and refineries are only one source of waste carbon—CO and CO₂—that can be used to manufacture biofuels and chemicals. Other sources of waste carbon include biomass (e.g., agricultural and forestry residues); biogas; and MSW. Some of the companies developing processes to use industrial emissions (e.g., emissions from steel mills and chemical plants) as chemical feedstocks are also developing processes to use other waste products such as MSW as alternative chemical feedstocks. This article primarily focusses on industrial emissions.

¹⁷ Electrolysis, which has been in use since the 18th century, is an electrochemical reaction in which an electric current is passed through substances to manufacture chemicals. Sax and Lewis, Sr., *Hawley's Condensed Chemical Dictionary, 11th Edition*, 1987, 455.

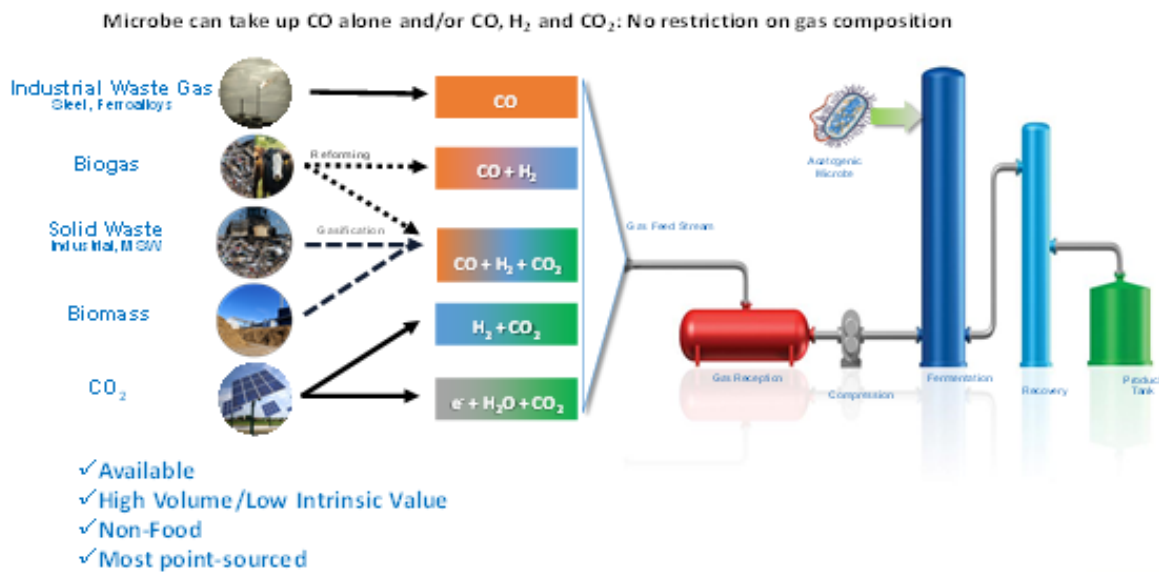
¹⁸ "Reducing CO₂, Producing Chemicals," Avantium presentation, August 21, 2019.

¹⁹ Fermentation is the use of microorganisms to digest feedstocks to produce end products such as biofuels and/or chemicals. Larrañaga, Lewis, Sr., and Lewis, *Hawley's Condensed Chemical Dictionary, 16th Edition*, 2016, 611.

In one CCU technology—fermentation—proprietary microorganisms convert (or digest) carbon-based emissions to produce bioethanol and/or various chemicals through a process that involves gas collection, fermentation in a bioreactor, and recovery of the end products (see LanzaTech’s process in figure 2 as an example of a process using fermentation). As discussed further below, the individual microorganisms used in a given fermentation process have the potential to be switched out as market conditions change and replaced by other microorganisms that produce different products (e.g., replacing a microorganism that produces biofuels with one that produces chemicals, and vice versa, if market changes make one product more advantageous than the other).

Figure 2 Converting waste carbon streams to ethanol and chemicals using LanzaTech’s technology

Waste Carbon Streams as a Resource for Gas Fermentation



Source: Reprinted with permission from LanzaTech.

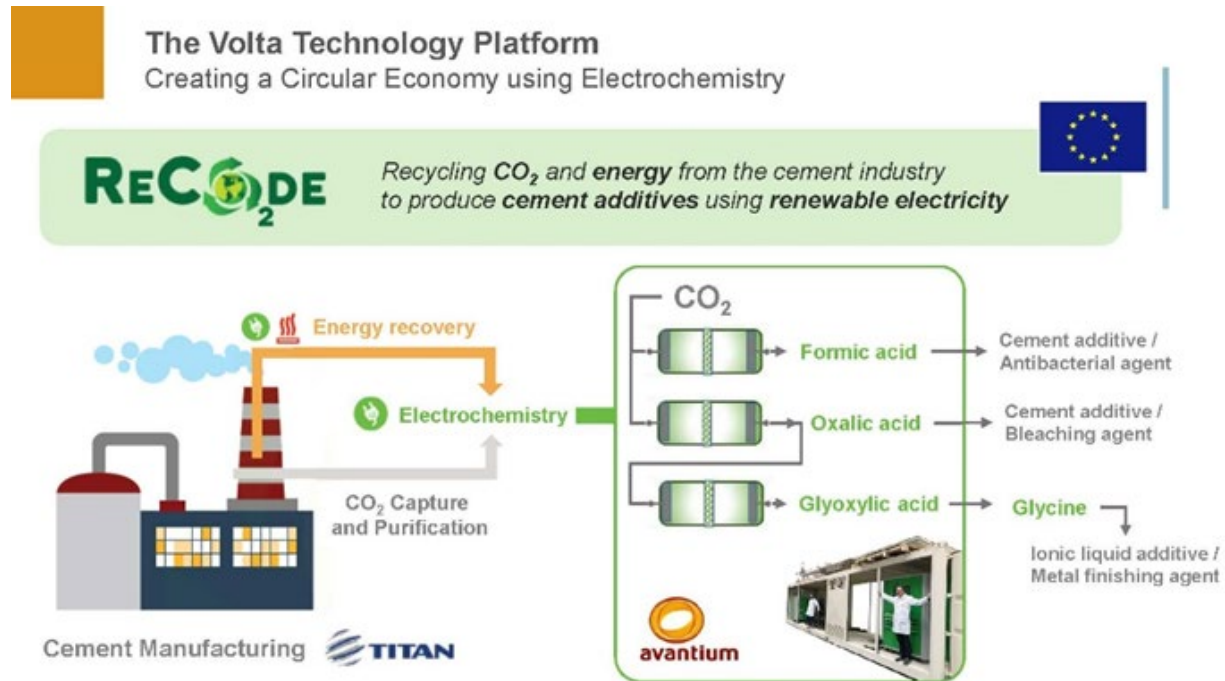
Alternatively, in CCU solutions utilizing electrolysis, electricity—sometimes in combination with a catalyst—is used to convert emissions to bioethanol or various chemicals; the process and/or the catalyst may be proprietary. See Avantium’s ReCode process in figure 3 as an example of a process using electrolysis.

Industry sources note that the new production capacity is generally in the form of modular “bolt-on” units that can be added to existing production facilities.²⁰ Cost data are usually proprietary but industry representatives say that a number of factors affect the cost of retrofitting existing manufacturing sites with such units, including output, the region, and the cost of energy used (e.g., renewable electricity); they add that since this is new technology, it is likely that the costs will decline as the processes are

²⁰ Avantium, “Reducing CO₂, Producing Chemicals: The *Potential* of Electrochemistry,” August 21, 2019; Phytonix Solar Chemicals, “Biological Carbon Dioxide Utilization Technology for the Production of Low Cost Industrial Chemicals Utilizing Photosynthesis,” presentation at CO₂ Reuse Summit, May 16–17, 2018; Biofuels Digest, Putting CO₂ Emissions to Work: The Digest’s 2019 Multi-Slide Guide to Opus 12, April 18, 2019; Opus 12, “Electrochemical Reduction of Carbon Dioxide” (accessed October 4, 2019).

adopted by more companies and further optimized.²¹ A 2018 press release, issued when ArcelorMittal broke ground on the Steelanol project, stated that the company was investing about \$177 million in the project.

Figure 3 Converting waste carbon streams to chemicals using Avantium's technology



Source: Reprinted with permission from Avantium.

The companies developing these technologies see significant potential for the use of waste emissions. For example, Avantium cites the energy efficiency of the ReCode process, the reduction in CO₂ emissions, and, speaking of the chemicals produced, "the good market potential of the products at a mass production scale."²²

Companies also cite the potential of using waste emissions from non-chemical sources. For example, noting that steel mills worldwide produce about 30 billion gallons of waste gas per year, LanzaTech, one of the first companies to start commercial production of bioethanol using waste emissions, says its process can be used on about 65 percent of global steel mills, potentially producing 30 billion gallons of ethanol annually. The ethanol, in turn, can be turned into about 15 billion gallons of jet fuel per year, or about 20 percent of the aviation fuel used annually.²³ In figure 4, LanzaTech shows other sources of waste carbon (including refineries, chemical plants, and municipal solid waste (MSW), among others) and the potential amount of global ethanol production they estimate can be made from them using

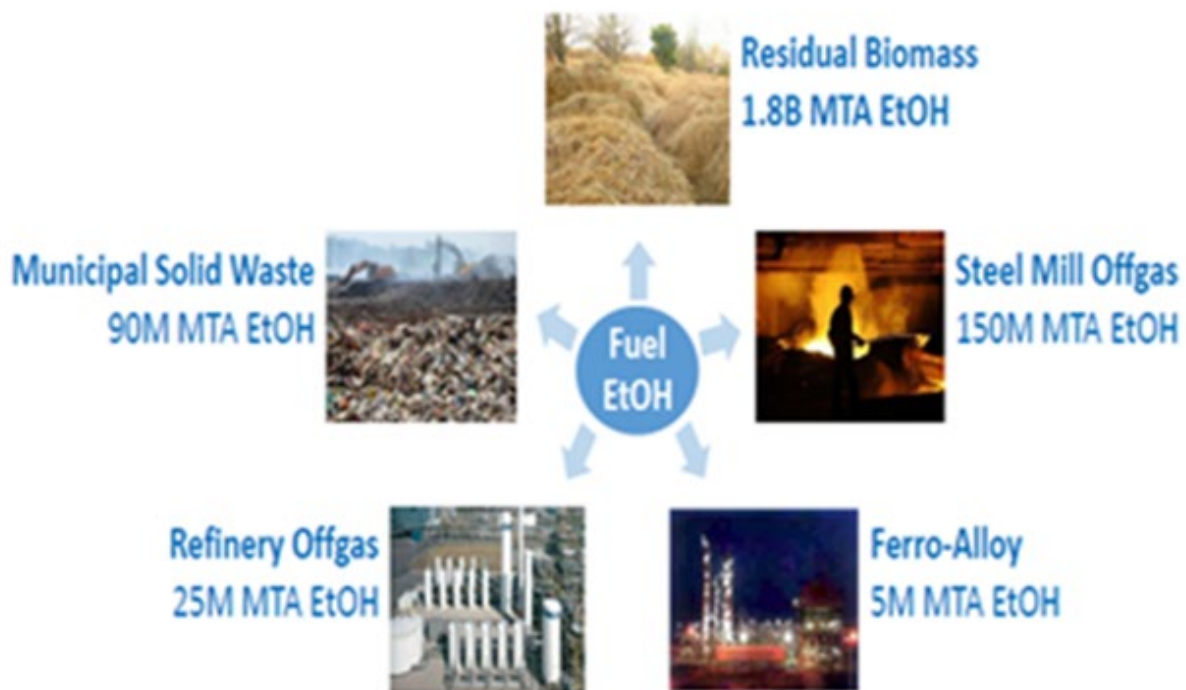
²¹ Industry representatives, emails to Commission staff, March 24, 2020, and March 25, 2020.

²² Avantium, "What is ReCode?" (accessed November 15, 2019).

²³ Simpson, LanzaTech, BTO presentation, July 2017; Branson, "Virgin Atlantic Has Completed the First Ever Commercial Flight using LanzaTech's Innovative New Sustainable Aviation Fuel – a Huge Cause for Celebration," October 3, 2018.

their technology. LanzaTech is also focusing on chemicals, such as acetone and isopropyl alcohol, that can be made by switching out the proprietary microbes used in the process.²⁴ On October 7, 2019, LanzaTech announced ventures with a Chinese steel producer and an Indian petrochemical company to produce downstream chemicals from ethanol produced using their process; the chemicals will be inputs in the manufacture of products such as synthetic fibers that are then used to produce consumer goods.²⁵ Opus 12, which has developed “bolt-on” units that convert CO₂ to chemicals using water and electricity, has identified 16 chemicals and fuels that can be made using its technology, including chemicals such as ethylene that can be used as building blocks to manufacture downstream value-added chemicals.²⁶

Figure 4 Sources of waste carbon and annual amounts of ethanol potentially produced from each



Source: Reprinted with permission from LanzaTech.

Note: EtOH is a common abbreviation for ethanol. The units are metric tons per year.

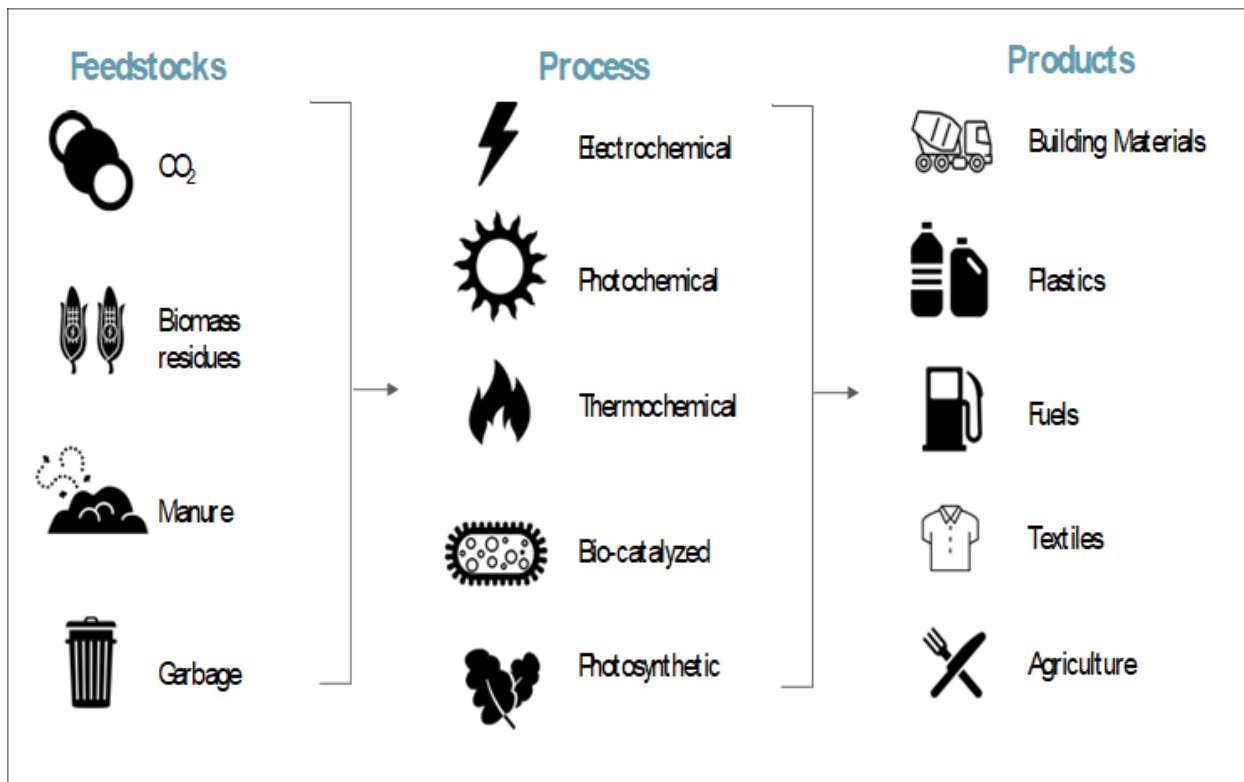
²⁴ Tom DiChristopher, “LanzaTech Aims to Fuel Jets and Make Consumer Goods from Recycled Carbon Pollution,” CNBC, May 16, 2019; We Mean Business Coalition. “LanzaTech on Turning Pollution into Fuels and Products,” August 29, 2018.

²⁵ LanzaTech, “World First Products made from Recycled Pollution Reduce Emissions and Keep Carbon in the Ground!” press release, October 7, 2019. Shougang Group is a Chinese state-owned steel manufacturer with operations throughout China, including Shougang Jingtang United Iron & Steel Co., Ltd., the location of LanzaTech’s first commercial waste gas to ethanol facility. Shougang, “Company Profile” (accessed October 22, 2019); LanzaTech, “World’s First Commercial Waste Gas to Ethanol Plant Starts Up,” press release, June 8, 2018.

²⁶ Daimler, “Startup Autobahn and the Quest for the “Next Green Thing”: Opus 12: CO₂ Transformation into Valuable Products” (accessed October 16, 2019); Soltoff, “Opus 12 is One Startup on a Mission to Convert CO₂ into Useful Products,” GreenBiz, October 16, 2019; SynBioBeta, “Industrial Microbes and Opus 12 Awarded \$1M to Turn Waste Gas into Valuable Chemicals,” October 2, 2019.

Although there are no comprehensive data yet on the uptake of CCU projects by the chemical and non-chemical industries, broad estimates exist about the overall potential scope and value of “carbontech” projects to reduce CO₂. As mentioned earlier, the term “carbontech” is broader than CCU, describing the technologies and processes that convert waste products such as emissions streams and MSW to new products while reducing the manufacturer’s environmental footprint. Use of waste carbon from industrial emissions is one of many carbontech processes being implemented to reduce carbon emissions (figure 5).

Figure 5 Sample carbontech processes



Source: Lucas, “Carbontech and the New Carbon Economy,” presentation made on June 20, 2018. Reprinted with permission.

Estimates of the size of the U.S. and global carbontech markets vary but they are very large. The U.S. market for all carbontech processes is projected to be valued at over \$1 trillion annually by 2030 and the global market could reach \$6 trillion per year.²⁷ Thyssenkrupp, speaking specifically of the market for technologies that reduce waste emissions, says it is “worth billions.”²⁸ Another source, speaking just of chemicals, estimates that waste carbon could replace use of fossil fuels in the production of about \$350 billion worth of chemicals.²⁹

²⁷ Lucas and Jacobson, “A Review of Global and U.S. Total Available Markets for Carbontech,” 2017; Roberts, “Pulling CO₂ Out of the Air and Using it Could Be a Trillion-Dollar Business,” Vox.com, November 22, 2019.

²⁸ Lucas, “Carbontech and the New Carbon Economy,” June 20, 2018; Reuters, “Thyssenkrupp to Cut CO₂ Emissions by 30% over Next Decade,” July 2, 2019.

²⁹ Industry representative, telephone interview with USITC staff, October 16, 2019.

Fuels and chemicals each account for a relatively large share of the global carbontech market, with the total available market for fuels estimated at about \$3.8 trillion and that for chemicals (including plastics) about \$440 billion.³⁰ Although data are not available for the share of carbontech accounted for by waste carbon from industrial emissions, it is estimated that such projects could grow to about 25–30 percent of the total carbontech market as more processes are commercialized.³¹

As shown in table 1, many of the projects underway to date are in China and the EU.³² Industry sources cite several reasons for this geographical concentration, including the magnitude of waste emissions available, industrial efforts to reduce emissions to meet national targets, funding, government policies, and, especially in China, reported national concern about reliance on imported fossil fuels.³³ According to one industry representative, the EU and China are more open to investment in carbon capture to produce renewable fuels and chemicals; in comparison, the United States has reportedly little investment in this area.³⁴ Reasons vary, including emissions targets, carbon pricing programs, and government policies. For example, sources note that CCS technologies are more prevalent in the United States. They attribute this, in part, to the use of EOR to produce more crude petroleum and to U.S. policies that support CCS, including the U.S. 45Q Carbon Capture and Storage tax credit and the California Low Carbon Fuel Standard.³⁵ Another reason mentioned is that the type and cost of fossil fuel used as a feedstock by the chemical industry varies by region; in the United States, natural gas and other fossil fuel costs are substantially lower than such costs in the EU.³⁶ These factors are discussed in more detail below.

³⁰ Lucas and Jacobson, “A Review of Global and U.S. Total Available Markets for Carbontech,” Executive Summary, 2017. In this document, the totals presented for plastics and chemicals were combined in this USITC working paper to form the total estimate for chemicals. Although plastics account for a large share of the estimate for chemicals (about \$412 billion of the \$440 billion), the authors’ methodology in the Executive Summary indicates that they looked at the value potential for a few specific chemicals that can be made from waste carbon. It is likely that the estimate for chemicals alone will increase as higher-value downstream chemicals become more prevalent, both as building block chemicals are increasingly used as inputs into the downstream products and as CCU technologies evolve. Industry representative, telephone interview with USITC staff, October 11, 2019.

³¹ Lucas, “Carbontech and the New Carbon Economy,” June 20, 2018; Reuters, “Thyssenkrupp to Cut CO₂ Emissions by 30% over Next Decade,” July 2, 2019.

³² Industry representative, telephone interview with USITC staff, September 13, 2019.

³³ Industry representatives, telephone and in-person interviews, July 10, 2019; *Economist*, “From Smog to Slog,” September 21-27, 2019, 47-48.

³⁴ Industry representative, telephone interview with USITC staff, October 16, 2019.

³⁵ Page, “US Leads New Wave of Carbon Capture and Storage Deployment,” *The Hill*, January 5, 2020; Roberts, “Could Squeezing More Oil Out of the Ground Help Fight Climate Change?” *Vox*, December 6, 2019.

³⁶ Cefic, “Molecule Managers,” October 2017, 5.

Table 1 Examples of CCU projects underway worldwide

Developing company (Q country)	Project name and location	Source of waste gas feedstock	Technology	Project stage	Partner company (HQ country)	Products
LanzaTech (US)	China	Steel plant	Fermentation	Commercial	Shougang Group's Jingtang Steel Mill (China)	Bioethanol (then also chemicals)
	Steelanol (Belgium)	Steel plant	Fermentation	Operational 2020	ArcelorMittal (Luxembourg)	Bioethanol (then also chemicals)
	India	Refinery emissions	Fermentation	Commercial; likely 2020	Indian Oil Corp. (India)	Bioethanol
	UK	Steel plant	Fermentation	Discussions	Tata Steel Europe (UK)	Bioethanol
C2CNT (Canada)	Canada	Industrial emissions	Electrolysis	Not available (N/A)	N/A	Carbon nanotubes
White Dog Labs (US)	US	Industrial emissions	Electrolysis and fermentation	Pilot likely late 2020	Opus 12 (US)	Acetone
Avantium (Netherlands)	ReCode (EU)	Cement production emissions	Electrocatalysis	Pilot	Consortium, with Titan Cement (Greece, now Brussels) and 10 others	Formic acid and other chemicals
Evonik & Siemens (Germany)	Germany	Chemical plant	Electrolysis and fermentation	Test plant likely 2021	Partnership	Butanol and hexanol
Carbon Recycling International (Iceland)	China	Chemical plant	Electrolysis	Likely online in 2021	Henan Shuncheng Group (China)	Methanol
Aramco Performance Materials (Saudi Arabia)	N/A	Industrial emissions	Catalysis	Pilot plant	N/A	Polyols
Novomer (US)	US	Industrial emissions	Catalysis	Demo scale	N/A	Chemicals, polymers
Phytonix Solar Chemicals (US)	EU and US	Industrial emissions	Photosynthetic (Cyanobacteria)	Pilot plant	U.S. chemical firm & EU utility firm	Butanol, other alcohols
Covestro (Germany)	Carbon4Pur (Europe)	Steel plant	Catalysis	Research project	Leading consortium with ArcelorMittal (Luxembourg) and others	Polyols
	Europe	Chemical plant	Catalysis	Commercial (since 2006)		Polyols (cardyon®)
Dow Benelux (subsidiary of Dow (US))	Carbon2Value (Belgium)	Steel plant	Catalysis or fermentation	Pilot plant	ArcelorMittal (Luxembourg) leading consortium with LanzaTech (US) and others	Bioethanol and chemicals (e.g., ethylene)
	Steel2Chemicals (Netherlands)	Steel plant	Catalysis	Pilot plant	Consortium, with ArcelorMittal (Luxembourg), Tata Steel Europe (UK), and others	Naphtha (for conversion to chemicals)
thyssenkrupp (Germany)	Carbon2Chem (Germany)	Steel plant	Electrolysis	Pilot plant	Consortium, with European chemical firms and academia	Methanol, then other chemicals
Opus 12	N/A	Industrial emissions	Electrocatalysis	Pilot plant, commercial in 2020–21	Several industrial partners	CO, ethylene, methane

Source: Compiled by author from various industry and news sources.

Consortia have also been formed to develop and assess such technologies, such as Carbon4PUR in the European Union (EU). Carbon4PUR, a team of 14 partners led by the chemical company Covestro, including industrial and academic partners among others, is exploring how waste carbon from mixed CO and CO₂ streams from steel flue gasses can be used to manufacture polyols, a raw material used in polyurethanes. Covestro already produces cardyon[®] commercially at its plant in Dormagen, Germany; cardyon[®], a polyol made from waste CO₂ obtained from emissions from a chemical plant, contains up to 20 percent CO₂. In addition to Covestro, other large multinational chemical companies such as Aramco Performance Materials, BASF, Dow Chemical, and Evonik are involved in numerous CCU projects.

The business models used vary. For example, LanzaTech currently licenses its technology; thyssenkrupp, Dow Benelux, and Phytonix Solar Chemicals have also stated they plan to license their technologies.³⁷ The business models used by the industrial emitters also vary but, according to industry sources, will likely combine licensing and joint venture (JV) models.³⁸ The technology providers would license the technology to the sources with the industrial emissions with the licensees then owning the chemicals produced. The company providing the waste gas could then create a JV with another company (e.g., a chemical company) that would market/distribute the chemicals produced. The JV would sell the products and the partners would receive payments from the JV.³⁹ Steel companies would reportedly partner with a chemical company in a joint venture to reduce business risk and to also benefit from the chemical company's knowledge of chemical markets and distribution pathways.⁴⁰ Figure 6 presents a graphical depiction of a few possible "mix-and-match" supply chain scenarios; also, although the steel and chemical industries are highlighted in the graphic, other firms with industrial emissions and/or using them (e.g., those manufacturing cement) also play a key role.

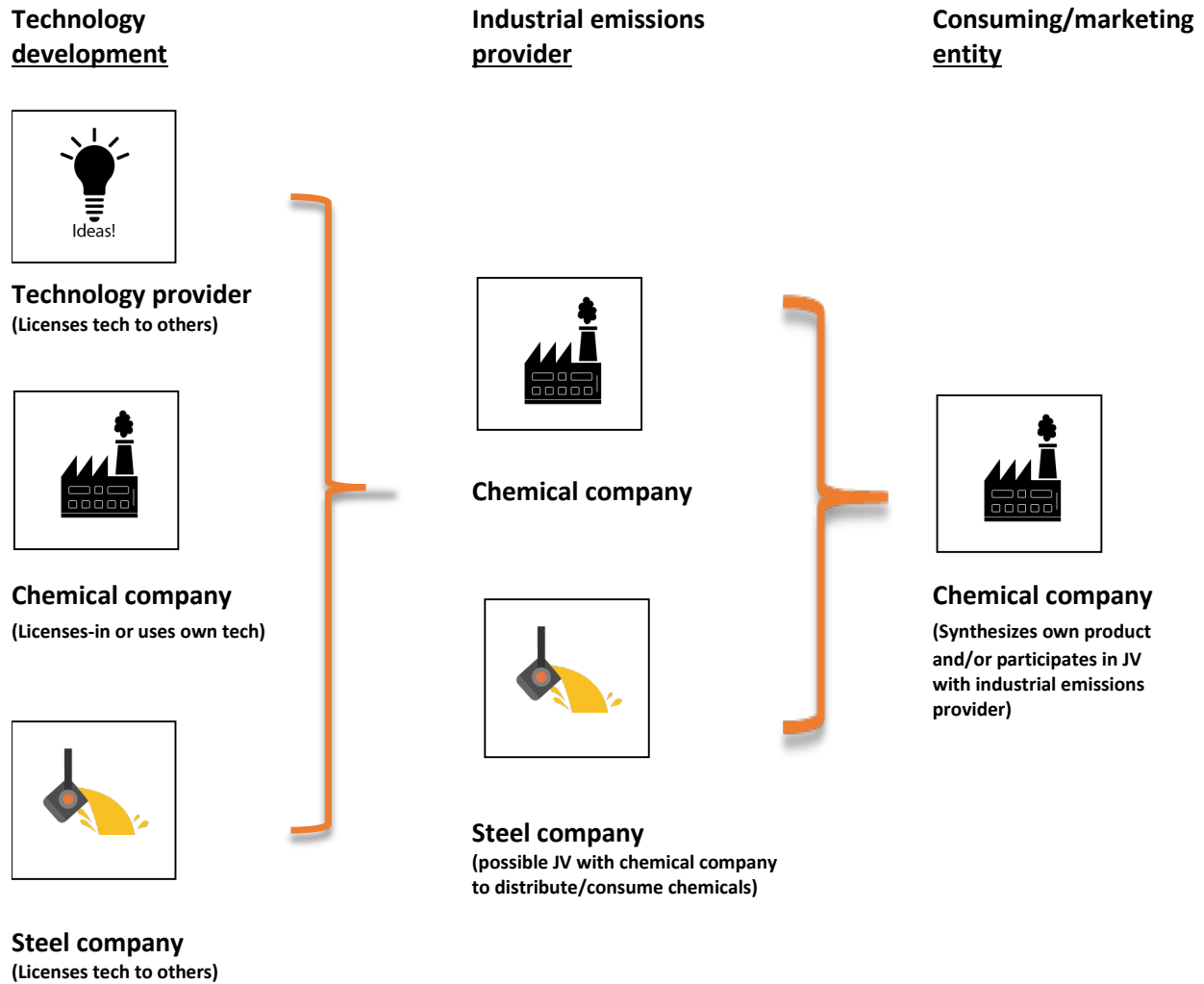
³⁷ Richardson, "Virgin & LanzaTech Partner on Alternative Jet Fuel"; *Reuters*, "Thyssenkrupp to Cut CO₂ Emissions by 30% over Next Decade," July 2, 2019; Phytonix Solar Chemicals, "What We Do" (accessed December 16, 2019); Smart Delta Resources, "FD: Arcelor and Dow Solve Each Others Problems," February 9, 2017; ArcelorMittal, "ArcelorMittal and LanzaTech Break Ground on €150million Project to Revolutionise Blast Furnace Carbon Emissions Capture," press release, June 11, 2018. Some companies, in the CCU sector and other sectors, however, are reportedly hesitant to develop operations in China, in part because of intellectual property rights considerations. Industry representative, telephone interview with USITC staff, October 16, 2019.

³⁸ Industry representatives, telephone interviews with USITC staff, August 13, 2019, and August 30, 2019; industry representative, email to USITC staff, September 17, 2019.

³⁹ Industry representatives, telephone interviews with USITC staff, August 13, 2019, and August 30, 2019; industry representative, email to USITC staff, September 17, 2019.

⁴⁰ Industry representative, email to USITC staff, September 17, 2019.

Figure 6 Possible supply chain scenarios for conversion of waste carbon to biofuels and chemicals



Source: Developed by author from various industry and news sources.

Steel companies such as ArcelorMittal (the world’s largest steel producer in 2018), Shougang Group (the 6th largest producer), Tata Steel Group (the 11th largest producer), and thyssenkrupp (the 32nd largest producer) are participating in several CCU projects.⁴¹ In June 2018, ArcelorMittal reported that, with LanzaTech, it had started construction of a unit to produce bioethanol at its steel production site in Ghent, Belgium, with production expected to start midway through 2020.⁴² ArcelorMittal adds that the CCU project will expand its contributions to the circular economy and help it meet its goal to become a “zero-waste business, with all materials used or generated during steel production recuperated, treated and reused in the production chain or becoming the raw materials for other industries.”⁴³ The company

⁴¹ World Steel Association, “World Steel in Figures 2019,” 8.

⁴² ArcelorMittal, “ArcelorMittal and LanzaTech Break Ground on €150million Project to Revolutionise Blast Furnace Carbon Emissions Capture,” press release, June 11, 2018.

⁴³ ArcelorMittal, “ArcelorMittal and LanzaTech Break Ground on €150million Project to Revolutionise Blast Furnace Carbon Emissions Capture,” press release, June 11, 2018.

further says that CCU projects—in conjunction with other routes such as using “clean power” and renewable replacements for fossil fuels, among others—will allow it to “significantly reduce” its waste carbon emissions by 2050, positioning it to become carbon neutral in Europe by that year.⁴⁴

In 2018, thyssenkrupp announced Carbon2Chem, a collaboration with about 17 partners from academia and industry.⁴⁵ The pilot plant uses industrial emissions to initially manufacture methanol (and then eventually other chemicals such as ammonia and isocyanates), which can, in turn, be used as building-block inputs to produce downstream value-added chemicals.⁴⁶ The company adds that, in addition to using such technology at its facilities and other steel production facilities in Europe, its technology can be used at about 50 steel mills worldwide, as well as at production facilities in other “CO₂-intensive” sectors.⁴⁷ thyssenkrupp has stated that it will cut its waste carbon emissions by 30 percent by 2030 and its operations will be carbon neutral by 2050.⁴⁸

In October 2019, it was announced that LanzaTech’s commercial-scale joint venture with Shougang Group had produced over 9 million gallons of bioethanol in its first year of operations; the bioethanol is being used as automotive fuel.⁴⁹ Moreover, the project was reportedly on track to start producing a polymer—polyethylene terephthalate—for use in producing apparel and packaging.⁵⁰ The JV is said to be in line with China’s environmental goals.⁵¹

Factors that Determine Investments to Use Waste Carbon as Chemical Feedstocks

The extent to which new CCU technologies become commercially successful is based on multiple factors, some of which are discussed below. The most important factor to all stakeholders is whether the planned products/processes are chemically possible. Technology providers and consuming companies must also optimize processes in order to use emission feeds containing varying concentrations and purity levels of waste carbon. Moreover, companies developing the products/processes and those using them spend substantial time and money on research and development to identify, test, and scale-up operations and technological advancements from pilot plant to demonstration scale to commercial

⁴⁴ ArcelorMittal, “Climate Action Report 1,” May 2019, 4; ArcelorMittal, “ArcelorMittal and LanzaTech Break Ground on €150million Project to Revolutionise Blast Furnace Carbon Emissions Capture,” press release, June 11, 2018.

⁴⁵ Bender, “Milestone for Climate Protection: Carbon2Chem Pilot Plant Opened,” #engineered, September 24, 2018.

⁴⁶ Bastian, “Carbon2Chem: When Emissions Become Valuable Substances,” #engineered, July 3, 2019; Bender, “Milestone for Climate Protection: Carbon2Chem Pilot Plant Opened,” #engineered, September 24, 2018.

⁴⁷ Bastian, “Carbon2Chem: When Emissions Become Valuable Substances,” #engineered, July 3, 2019.

⁴⁸ Reuters, “Thyssenkrupp to Cut CO₂ Emissions by 30% over Next Decade,” July 2, 2019.

⁴⁹ GreenCar Congress, “LanzaTech China JV Reports 9M Gallons of Ethanol Made from Steel Flue Gas; New JV for PET,” October 8, 2019.

⁵⁰ GreenCar Congress, “LanzaTech China JV Reports 9M Gallons of Ethanol Made from Steel Flue Gas; New JV for PET,” October 8, 2019.

⁵¹ LanzaTech, “World’s First Commercial Waste Gas to Ethanol Plant Starts Up,” press release, June 8, 2018.

scale. One source notes that it can take industry about 10 years to develop technology to the demonstration scale level.⁵²

Once the technology is developed, then technology providers and/or companies utilizing the technology have to make a business case for using it commercially and obtain funding to bring it to commercial scale. Industry sources have noted that the extent to which CCU investments are made depends on several important factors, including: the proximity of CCU processing facilities to the waste gas source; production cost tradeoffs, including those related to feedstock and renewable energy costs; and government policies.⁵³ These factors are described in greater detail below.

Proximity

Proximity of the consuming entity to the source of the industrial emissions is a key factor, playing a significant role. Companies using CO₂ from industrial emissions as a feedstock should ideally be near the source of the emissions because otherwise the CO₂ needs to be compressed and then shipped, usually by pipeline, for use at distant locations. Since transporting CO₂ is said to be expensive and not economically feasible, co-location of the emissions provider and the consuming company (e.g., with bolt-on or modular units) makes CCU projects more attractive.⁵⁴

Production Costs and Tradeoffs

The relative costs of using waste carbon as a feedstock depend on numerous factors along the value chain. Emitters, for example, have to consider alternative uses for the industrial emissions (e.g., if they are flared or used for power/heat). Consuming industries such as chemical producers have to consider factors such as the energy costs needed to run the processes, the downstream product being produced, and the comparable costs of traditional feedstocks.

There are also many process advantages that enter the equation and can enhance the overall impact. In general, many CCU technologies have the potential to provide more sustainable processes, environmental benefits, and cost savings than conventional chemical processes using fossil-fuel feedstocks. CCU technologies based on industrial biotechnology processes such as fermentation, for example, can be integrated with conventional chemical processes, including those that are already in place in existing plants. Such processes use a variety of feedstocks, ranging from waste to renewable inputs. They also usually require less energy, in part by running at ambient temperatures and pressures. The alternative feedstocks and lower energy use generally reduce capital and operating expenditures.⁵⁵ Also, given the range of products generated by specific microorganisms in fermentation processes,

⁵² Industry representative, telephone interview with USITC staff, September 3, 2019.

⁵³ Industry representative, interview with USITC staff, July 10, 2019.

⁵⁴ Industry representatives, telephone interviews with USITC staff, September 3, 2019, and October 21, 2019; ArcelorMittal, "ArcelorMittal: A Steelmakers View on the Zero Emission Plant," presentation, May 2017; AIChE, "RAPID Spotlight: Sustainability and Process Intensification," June 27, 2019. The AIChE report says modular units can enhance industrial sustainability and process economics. Separately, industry publications indicate that the cost of transporting CO₂ varies because of factors such as the distance it is shipped and the mode of transport.

⁵⁵ Clomburg, Crumbley, and Gonzalez, "Industrial Biomanufacturing: The Future of Chemical Production," *Science*, January 6, 2017; Nesbitt, "Industrial Biotechnology in China Amidst Changing Market Conditions," 2009; Opus 12, "A Drop-in Component that Enables Existing Technology to Transform CO₂" (accessed October 4, 2019).

companies benefit from being able to change product streams as desired (e.g., switching between biofuels and chemicals, depending on market conditions and costs) by changing the microorganisms, many of which are proprietary.⁵⁶ But, at the same time, there are a number of cost factors that could temper the speed of adoption. This section will look at possible scenarios in more detail.

Energy Costs

Energy needs contribute a multi-faceted and nuanced layer to the cost analysis, especially given the availability and cost of renewable energy sources. The discussion of energy costs below takes into account several factors along the value chain, including the impact on stakeholders (ranging from emitters to the chemical companies processing the waste carbon), use and costs of renewable energy for replacement and/or process energy needs, the comparable cost of fossil-fuel feedstocks, and regional energy use.

In regard to replacement and/or process energy costs, industrial emissions are generally either flared or used for power/heat.⁵⁷ If an emitter using emissions for power/heat invests in technology to produce biofuels or chemicals from its emissions, then additional energy is needed to replace those power/heat needs. Energy is also needed by the chemical companies to run many of the processes.

Sources note that ideally this replacement energy (e.g., for emitters) and/or process energy (e.g., for chemical companies) would be renewable energy to enhance the sustainability of the process.⁵⁸ As such, renewable energy availability and costs affect the economic feasibility of CCU projects but questions have arisen as to whether sufficient supplies of low-cost renewable energy are available.⁵⁹ BASF, a multinational chemical company headquartered in Germany, recently instituted a new research program addressing reduction of and reuse of waste emissions with the goal of making its production of chemicals carbon neutral by 2030. The company says the new projects will triple its renewable energy requirements and obtaining the energy will be a challenge.⁶⁰ BASF adds, however, that government policies will help determine the availability of such energy.⁶¹ Avantium says that renewable energy capacity has to increase, adding that the chemical industry will need 4–9 times more electricity to produce chemicals and biofuels from CO₂.⁶² TATA Steel says: ““New technologies and large amounts of renewable energy are needed to produce steel in a carbon-neutral way.”⁶³

⁵⁶ We Mean Business Coalition, “LanzaTech on Turning Pollution into Fuels and Products,” August 29, 2018.

⁵⁷ One source notes that flaring more typically occurs in the United States. Industry representative, email to USITC staff, September 18, 2019.

⁵⁸ Industry representative, interview with USITC staff, July 10, 2019; industry representatives, emails to USITC staff, September 17, 2019, and September 18, 2019; BASF, “Innovations for a Climate-Friendly Chemical Production,” January 10, 2019.

⁵⁹ Industry representatives, telephone interviews with USITC staff, August 13 and 21, 2019, and interview with USITC staff, July 10, 2019; Cefic, “Molecule Managers,” October 2017, 45; January 6, 2017; Nesbitt, “Industrial Biotechnology in China Amidst Changing Market Conditions,” 2009; VTT Technical Research Center of Finland, Ltd., “The Carbon Reuse Economy,” June 2019, 12-13.

⁶⁰ BASF, “Our Carbon Management,” factsheet, December 2018.

⁶¹ BASF, “Our Carbon Management,” factsheet, December 2018.

⁶² Gruter, “Electrocatalysis as Key Technology for the Production of High Value Chemicals,” Avantium, May 7, 2019.

⁶³ de Jager, “Tata Steel’s Three Steps to Becoming Carbon-Neutral and Circular,” Accenture, November 21, 2019.

Alternatively, if the CO₂ is flared by the emitter rather than used for power/heat, then sources say that the cost of the CO₂ to the consuming chemical company could essentially be free but, for conservative cost estimates, is generally valued at the regional energy price.⁶⁴ For steel companies in JVs with chemical companies to produce and distribute the chemicals, one source notes that the JV partners other than the steel company would generally pay for this replacement energy.⁶⁵

The economic feasibility of CCU projects reportedly increases when renewable energy costs are around \$22–33/MWh.⁶⁶ U.S. costs for renewable electricity derived from solar and wind generation (i.e., onshore wind, tracking photovoltaics (PV), and non-tracking PV) vary by region and by project but were in the range of \$27–69/MWh in the first half of 2019.⁶⁷ In the EU and China, as in the United States, onshore wind and solar electricity prices vary by country and region. Both the EU and China are rapidly adding offshore wind, which is more expensive than onshore wind and solar electricity.⁶⁸ Europe reportedly has a lot of renewable energy capacity (e.g., wind) for use in CCU projects.⁶⁹

In regard to the comparable costs of fossil-fuel feedstocks, prices of crude petroleum and natural gas are also included in cost analyses (e.g., by technology providers and/or the producing companies) to determine if a competing process using a waste feedstock is economically feasible versus one using a fossil-fuel feedstock. LanzaTech, for example, stated in 2018 that its process to manufacture ethanol (a biofuel) is competitive with crude petroleum priced at \$80 per barrel.⁷⁰ Another source notes that ArcelorMittal's Steel2Chemicals project with Dow Benelux, TATA Steel, and others is not economically feasible when the price of crude petroleum is \$50 per barrel.⁷¹ During the October 2018–19 twelve-month period, however, the price of crude petroleum fluctuated, generally declining from a high of about \$76 per barrel to a low of \$45 per barrel by the end of 2018 before climbing to about \$66 per barrel by the end of April 2019 and then hovering around \$50–60 per barrel through September 12, 2019.⁷²

Also, the type of feedstock used varies by region. For example, natural gas is a major feedstock for the U.S. chemical industry while naphtha is the predominant feedstock in the EU. In the United States, natural gas and other fossil fuel costs are substantially lower than such costs in the EU.⁷³ U.S. production of crude oil and natural gas has increased rapidly over the past decade, largely because of advances in extraction techniques from shale rock and other similar geologic formations. Natural gas is priced regionally and requires an expensive process of liquefaction and regasification for overseas transport;

⁶⁴ Industry representatives, telephone interview with USITC staff, September 13, 2019, and email to USITC staff, September 19, 2019.

⁶⁵ Industry representative, email to USITC staff, September 17, 2019.

⁶⁶ VTT Technical Research Center of Finland, Ltd., "The Carbon Reuse Economy," June 2019, 41. The economic feasibility energy cost was converted from 20–30 €/MWh using a [conversion rate](#) of \$1.10 per euro as of September 24, 2019.

⁶⁷ BloombergNEF database, 1H 2019 LCOE. U.S. renewable electricity options other than solar or wind, such as hydropower or wind and solar plus batteries, would be within the range cited or higher.

⁶⁸ BloombergNEF database, 1H 2019 LCOE.

⁶⁹ Industry representative, telephone interview with USITC staff, October 16, 2019.

⁷⁰ Richardson, "Virgin and LanzaTech Partner on Alternative Jet Fuel," October 22, 2018.

⁷¹ Smart Delta Resources, "FD: Arcelor and Dow Solve Each Others Problems," February 9, 2017.

⁷² MarketInsider database, <https://markets.businessinsider.com/commodities/oil-price?type=wti> (accessed September 13, 2019).

⁷³ Cefic, "Molecule Managers," October 2017, 5.

the increased availability of cheap natural gas within the United States has provided a competitive advantage to domestic chemical manufacturers.⁷⁴ Moreover, industrial production and related emissions reportedly increase when natural gas prices are low.⁷⁵ But some CCU projects could become less competitive in the United States because lower cost fossil fuels could make alternative feedstocks such as waste CO₂ more expensive and, therefore, less competitive.

Overall Impact on Production Costs

The overall impact on production costs of using waste carbon feedstocks varies, largely depending on whether fuels or chemicals are produced and also versus the comparable feedstock. For example, one industry source states that production of fuels from recycled carbon is more expensive than fuels produced from fossil fuels but can be competitive with some fuels produced from biomass. Also, for companies currently producing biofuels, the eventual production of downstream value-added chemicals in addition to the fuels is likely to enhance the economics of such projects.⁷⁶

In general, however, several of the companies manufacturing chemicals from waste carbon streams have estimated cuts in production costs (largely resulting from the feedstocks) of about 20–50 percent.⁷⁷ Companies that cited reductions of about 20 percent observed that they were being conservative either because the projects are in their early stages or because the chemistry of the processes limits the amount of CO₂ used as a feedstock and, therefore, the savings.⁷⁸ In comparison, Phytonix Solar Chemicals states that they can produce butanol for about \$2 per gallon, reducing production costs by more than 50 percent compared to fossil-based production.⁷⁹ In a 2018 presentation, the company stated that its CO₂ feedstock costs were about \$0.35 per gallon of butanol in the 4th quarter of 2017 (said to be based on CO₂ costing about \$40 per ton) versus other producers' propylene feedstock costs of \$2.75 per gallon of butanol.⁸⁰ Aramco Performance Materials, which has projects underway addressing the production of polyols from waste carbon with CO₂ concentrations in the final product of about 40–50 percent by weight, has stated that the cost of waste carbon is “consistently 90–95 percent less expensive than petroleum based feedstock.”⁸¹

⁷⁴ Vincent Valk, “ACC: Trade, Manufacturing Weakness Weigh on Outlook,” *Chemical Week*, December 16/23, 2019, 7.

⁷⁵ Pitt et al., “Taking Stock 2019,” Rhodium Group, July 8, 2019.

⁷⁶ Industry representative, email to USITC staff, September 18, 2019. Traditionally, production of higher value biobased chemicals (e.g., as co-products) has made biofuel production economically feasible. Nesbitt, “China’s Vision for Renewable Energy,” *JICE*, 2011.

⁷⁷ Industry representatives, telephone interviews with USITC staff, October 30, 2018, and September 13, 2019, and email to USITC staff, September 17, 2019.

⁷⁸ Industry representatives, telephone interviews with USITC staff, September 13, 2019.

⁷⁹ Phytonix Solar Chemicals, “Phytonix Corporation Unleashes a New Carbon Dioxide Utilization (CDU) Technology to Combat Climate Change,” July 18, 2019; Phytonix Solar Chemicals, “Biological Carbon Dioxide Utilization Technology for the Production of Low Cost Industrial Chemicals Utilizing Photosynthesis,” presentation at CO₂ Reuse Summit, May 16-17, 2018; Phytonix Solar Chemicals, “15th Carbon Dioxide Utilization Summit 2020 on 26th-27th February 2020 in Orlando, Florida,” November 13, 2019; Phytonix Solar Chemicals, “Sustainable Chemistry Powered by the Sun™” (accessed January 16, 2020).

⁸⁰ Phytonix Solar Chemicals, “Biological Carbon Dioxide Utilization Technology for the Production of Low Cost Industrial Chemicals Utilizing Photosynthesis,” presentation at CO₂ Reuse Summit, May 16-17, 2018.

⁸¹ Aqil Jamal, “Saudi Aramco Carbon Capture and Utilization R&D,” Aramco Performance Materials, presentation, March 5, 2018; BuzzInnovation, “Looking Beyond Fossil Fuels,” June 13, 2019.

Government Policies

Government policies play an important role in the evolving expansion of CCU projects. The geographical concentration of the waste carbon projects generally reflects the location of sources of public funding and other policy measures, particularly regarding the production of biofuels, whereas chemical production is often based on market demand.⁸² Many governments' biobased products policies have historically addressed biofuels rather than biobased chemicals.⁸³ However, such biofuels policies generally do not recognize feedstocks other than biomass. In the United States, for example, since current federal regulations largely define biofuels as being made from plant-based feedstocks, ethanol and other biofuels made from industrial emissions haven't qualified for the federal renewable fuels mandate, thereby limiting their use.⁸⁴ As one source says, "What's key is whether the fuel qualifies for local incentives or even has a share in the market. In Europe, for example, fuel needs to qualify under the European Renewable Energy Directive.⁸⁵ This impacts the price of the fuel and the payback to those investing in a facility."⁸⁶

Richard Branson, founder of Virgin Group,⁸⁷ has said that "firm government action on incentives" would be needed to build a commercial-scale CCU plant in the UK to produce jet fuels from waste carbon emissions that could produce about 125 million gallons of jet fuel per year.⁸⁸ Industry representatives concur, noting that recent government policies have included incentives to encourage production and use of products made from waste carbon. As a source notes, "Today we're seeing a step change globally. Both in inclusion of fuels made from 'recycled carbon' and in tax credits that support carbon utilization technologies."⁸⁹ Bioethanol derived from industrial emissions will be recognized as an "advanced" biofuel by the EU under the Renewable Energy Directive 2 (RED II) which was implemented in December

⁸² National Academies Press, *Gaseous Carbon Waste Streams Utilization: Status and Research Needs (2019)*, 194; industry representative, telephone interview with USITC staff, September 28, 2019. Government funding is said to be helpful until the business case can be made to commercialize the product. Industry representative, telephone interview with USITC staff, September 3, 2019.

⁸³ Nesbitt, "Industrial Biotechnology in China Amidst Changing Market Conditions," *JICE*, 2009; Nesbitt, "China's Vision for Renewable Energy," *JICE*, 2011.

⁸⁴ We Mean Business Coalition, "LanzaTech on Turning Pollution into Fuels and Products," August 29, 2018; Bengelsdorf and Dürre, "Gas Fermentation for Commodity Chemicals and Fuels" *Microbial Biotechnology*, June 7, 2017; industry representative, telephone interview with USITC staff, September 13, 2019; Larsen, Herndon, Grant, and Marsters, "Capturing Leadership," May 9, 2019. Although the focus of the Larsen article addresses government policies related to waste carbon feedstocks obtained from direct air capture (DAC), the government policies needed for DAC would reportedly be analogous to those needed for waste carbon from industrial emissions. Industry representative, email to USITC staff, September 24, 2019. One source notes that although DAC can be used worldwide without needing to be located near industrial facilities, CO₂ produced from industrial emissions is generally a less expensive feedstock than CO₂ from DAC. Roberts, "Pulling CO₂ Out of the Air and Using it Could Be a Trillion-Dollar Business," *Vox.com*, November 22, 2019.

⁸⁵ European Commission (EC), "Renewable Energy Directive," September 20, 2019.

⁸⁶ We Mean Business Coalition, "LanzaTech on Turning Pollution into Fuels and Products," August 29, 2018.

⁸⁷ "Richard Branson," LinkedIn profile.

⁸⁸ Richard Branson, "Virgin Atlantic has Completed the First Ever Commercial Flight using LanzaTech's Innovative New Sustainable Aviation Fuel," October 3, 2018. Richard Branson says that 125 million gallons of jet fuel per year could power all Virgin Atlantic flights from Britain, saving about 1 million metric tons of CO₂ a year (said to equal about 2,100 roundtrip flights between London's Heathrow Airport and New York's John F. Kennedy Airport).

⁸⁹ We Mean Business Coalition, "LanzaTech on Turning Pollution into Fuels and Products," August 29, 2018.

2018 and is expected to be reflected in member countries' national laws by June 30, 2021.⁹⁰ RED II is expected to attract new investment in renewable energy in the EU, in part by providing longer-term certainty to investors.⁹¹

In the United States, the U.S. 45Q Carbon Capture and Storage tax credit was expanded by the Bipartisan Budget Act of 2018 to, among other things, include CCU projects using industrial emissions.⁹² Eligible companies can claim the tax credit for CCU projects creating chemicals from industrial emissions as long as lifecycle assessments indicate a net reduction in waste carbon emissions.⁹³ The 45Q tax credit and the California Low Carbon Fuel Standard are said to be spurring new U.S. carbon capture projects.⁹⁴

Moreover, many world regions have (or are implementing) incentives and/or mandates to reduce emissions; increase use of biofuels such as ethanol; or increase CCU projects.⁹⁵ *Biofuels Digest* says that blending mandates in the EU, the United States, China, and Brazil will promote biofuels demand worldwide.⁹⁶

The United States, for example, has the Renewable Fuels Standard (RFS), Renewable Identification Numbers (part of the RFS), credits, and regional incentives.⁹⁷ As cited by one source, however, the United States also has the potential to provide additional grants and funding for CCU projects, particularly such projects addressing chemicals.⁹⁸

The EU reportedly has the majority of biofuels mandates in place worldwide.⁹⁹ The EU also has a goal to reduce industrial emissions by 2030 by 40 percent below 1990 levels and many member countries have set goals to meet the targets set by the UNFFC and the Paris Agreement.¹⁰⁰ Since one way to meet this goal is to implement CCU projects, the EU has implemented research funding mechanisms such as “research, development, and deployment” funding and programs such as Horizon 2020, the Innovation

⁹⁰ ArcelorMittal, “Capturing and Utilising Waste Carbon from Steelmaking” (accessed September 27, 2019); EC, “Renewable Energy – Recast to 2030 (RED II),” July 23, 2019; industry representative, telephone interview with USITC staff, September 13, 2019.

⁹¹ EC, “The Revised Renewable Energy Directive Factsheet” (accessed October 4, 2019).

⁹² Phytonix Solar Chemicals, “Biological Carbon Dioxide Utilization Technology,” presentation at CO₂ Reuse Summit, May 16-17, 2018; *National Law Review*, “Implementation of Recent Amendments,” September 26, 2019; McGuireWoods, “New Opportunities Follow Expansion,” July 18, 2018; McGuireWoods, “Carbon Sequestration Tax Credits,” May 8, 2019.

⁹³ Christensen, “Three Things to Know About Changes to the 45Q Tax Credit,” March 5, 2018. A lifecycle assessment is defined by the U.S. Environmental Protection Agency (EPA) as “a tool that can be used to evaluate the potential environmental impacts of a product, material, process, or activity.” EPA, “Design for the Environment Life-Cycle Assessments” (accessed December 13, 2019).

⁹⁴ Global CCS Institute, “9th Annual DC Forum on CCS” (accessed February 10, 2020).

⁹⁵ Although not discussed in detail in this paper, Japan reportedly provides significant levels of funding—about \$100 million per year—for CCU projects. Industry representative, telephone interview with USITC staff, October 16, 2019.

⁹⁶ *Biofuels Digest*, “The Digest’s Biofuels Mandates Around the World,” December 31, 2019, 1.

⁹⁷ Industry representative, telephone interview with USITC staff, September 28, 2019; *Biofuels Digest*, “The Digest’s Biofuels Mandates Around the World,” December 31, 2019, 1.

⁹⁸ Industry representative, telephone interview with USITC staff, October 16, 2019.

⁹⁹ *Biofuels Digest*, “The Digest’s Biofuels Mandates Around the World,” December 31, 2019, 1.

¹⁰⁰ *Official Journal of the European Union*, “Directive (EU) 2018/2001 of the European Parliament and of the Council of 11 December 2018 on the Promotion of the Use of Energy from Renewable Sources (recast),” December 21, 2018, L 328/82.

Fund, and Sustainable Process Industry through Resource and Energy Efficiency (SPIRE).¹⁰¹ Several projects are funded by Horizon 2020 and/or SPIRE, including Carbon4PUR, ReCode, and Steelanol, among others.¹⁰² Whereas Horizon 2020 focuses on promoting EU competitiveness, the Innovation Fund focuses on low-carbon projects, including CCU projects.¹⁰³ The innovation Fund, valued at over €10 billion (or about \$11.4 billion), depending on the carbon price (discussed further below in this section), is reportedly focused on helping European companies sustain their leadership position in low-carbon technologies.¹⁰⁴ It was implemented as part of the EU's update of its Emissions Trading System (deployed on April 8, 2018) to assist its efforts to meet its emissions targets by 2030 and to "support the European Commission's strategic vision of a climate neutral Europe by 2050."¹⁰⁵ Funding for the Innovation Fund will be obtained, in part, from the EU Emissions Trading System, which has been described as "the world's largest carbon pricing system."¹⁰⁶

Moreover, a recent report from Members of Parliament on the Business, Energy and Industrial Strategy (BEIS) Committee mentions that, for the UK, CCU technologies "will be necessary to meet the UK's existing climate change targets at least cost, and that the country could not credibly adopt a 'net zero' target, in line with the aspirations of the Paris Agreement, without the technology."¹⁰⁷

Like the EU, China is implementing biofuel mandates. China has long stated that all gasoline used in the country will be blended with bioethanol by 2020.¹⁰⁸ China has also issued standards to lower levels of certain pollutants in steel emissions by 2025; companies that meet the standards will reportedly be eligible for financial incentives.¹⁰⁹

Carbon pricing programs, including emissions taxes, also reportedly encourage CCU projects.¹¹⁰ Carbon pricing is generally defined as putting a price on emissions with the general goal to encourage emitters

¹⁰¹ Industry representative, telephone interview with USITC staff, October 16, 2019; Wettengel, "Norway Bets on Gas and CCS to Complement Europe's Energy Transition," *Clean Energy Wire*, August 31, 2018.

¹⁰² Covestro, "European Industry Fosters CO₂ Reutilization," press release, January 23, 2019; Steelanol, "With the Support of the European Commission" (accessed October 22, 2019); Cordis, "Horizon 2020," July 19, 2017; Avantium, "What is ReCode?" (accessed November 15, 2019). Horizon 2020 is the European Union (EU) Research and Innovation Programme, providing funding to enhance EU competitiveness. SPIRE is the Sustainable Process Industry through Resource and Energy Efficiency Public-Private Partnership with the goal of promoting "a resource efficient process industry." SPIRE, "The Association" (accessed December 13, 2019).

¹⁰³ EC, "Emissions Trading System (EU ETS)" (accessed October 16, 2019); European Technology & Innovation Platform Smart Networks for Energy Transition (ETIP SNET), "New €10 Billion EU Innovation Fund for Low-Carbon Technologies," March 6, 2019.

¹⁰⁴ EC, "Towards a Climate-Neutral Europe: EU Invests Over €10bn in Innovative Clean Technologies," press release, February 26, 2019; CO₂ Reuse Summit, "European Commission's ETS Innovation Fund," Latest News, February 28, 2019.

¹⁰⁵ EC, "Innovation Fund" (accessed February 10, 2020); EC, "Emissions Trading System (EU ETS)" (accessed October 16, 2019); ETIP SNET, "New €10 Billion EU Innovation Fund for Low-Carbon Technologies," March 6, 2019.

¹⁰⁶ European Commission, "Innovation Fund" (accessed February 10, 2020).

¹⁰⁷ Members of Parliament, "Carbon Capture Usage and Storage: Summary," April 25, 2019.

¹⁰⁸ Gu and Patton, "China Set to Triple its Ethanol Production Capacity," *Reuters*, December 11, 2018; Nesbitt, "China's Vision for Renewable Energy," *JICE*, 2011; Biofuels Digest, "The Digest's Biofuels Mandates Around the World," December 31, 2019, 38.

¹⁰⁹ Xie, "China Targets Steel Industry," *South China Morning Post*, May 6, 2019.

¹¹⁰ Arvola et al., "Combining Steel and Chemical Production to Reduce CO₂ Emissions," *Low Carbon Economy*, September 2011.

to discontinue emissions or continue/reduce their emissions, paying for the level they emit.¹¹¹ The EU and China both have carbon pricing programs.¹¹² China, for example, has had several carbon pricing pilot programs in place and will reportedly roll out a national plan with monetary trading in 2020.¹¹³ Carbon prices in the EU reportedly tripled since 2018.¹¹⁴

As such, many companies worldwide are reportedly already considering a carbon price in their business plans.¹¹⁵ Cefic, the European chemical industry trade association, says in its “mid-century vision”—presenting a strategy for the European chemical industry through 2050—that a world carbon price would make waste carbon “a valuable commodity” and that the circular economy will play an important role in the European chemical industry’s future.”¹¹⁶ Cefic’s vision is based on numerous assumptions, including that the European CO₂ price will grow to \$111.47 per metric ton by 2050, incentivizing chemical producers to focus on CCU projects.¹¹⁷

As mentioned earlier, government policies play an important role in the evolving expansion of CCU projects. Although the rate at which government policies promoting CCU are being developed and implemented varies by country and region, these incentives and mandates are likely to increase the relative attractiveness of CCU investments for industrial emitters, as well as the rate of substitution of waste feedstocks for fossil-based feedstocks for consuming chemical companies.

Case Study: What Is the Potential Impact on the Steel Industry?

Steel manufacturers around the world are facing numerous factors affecting their bottom line, including growth projections, emissions targets, and carbon prices. This section addresses in more detail how CCU and chemical manufacturing can help mitigate costs and revenue loss.

Production Trends

The global steel industry is a significant source of industrial emissions, reportedly accounting for about 25 percent of the global manufacturing sector’s industrial emissions of CO₂.¹¹⁸ The World Steel Association states that production of crude steel in 2019 amounted to 1.81 million metric tons in 2018,

¹¹¹ World Bank, “Carbon Pricing Dashboard” (accessed February 8, 2020); Plumer and Popovich, “These Countries Have Prices on Carbon,” April 2, 2019.

¹¹² BloombergNEF database, 1H 2019 LCOE; Ahmad, “Strengthening International Collaboration on Carbon Capture Use and Storage,” March 2019.

¹¹³ *Economist*, “From Smog to Slog,” September 21-27, 2019, 47-48; Timperley, “Q&A: How Will China’s New Carbon Trading Scheme Work?” *CarbonBrief*, January 29, 2018.

¹¹⁴ Newburger, “Steel Industry to Suffer Major Losses from Rising Carbon Prices and Climate Regulations, Report Says,” CNBC, July 30, 2019.

¹¹⁵ We Mean Business Coalition. “LanzaTech on Turning Pollution into Fuels and Products,” August 29, 2018.

¹¹⁶ Cefic, “Molecule Managers,” October 2017, 27 and 45; Buxton, “Circular Economy Key to Future of European Chemical Industry,” *Chemical Watch*, June 27, 2019.

¹¹⁷ Cefic, “Molecule Managers,” October 2017, 57. Converting 100 € using an exchange rate of 1 Euro = US \$1.115 on December 16, 2019 (<https://www.xe.com/currencyconverter/convert/?Amount=100&From=EUR&To=USD>).

¹¹⁸ Global Efficiency Intelligence, “How Clean is the U.S. Steel Industry? An International Benchmarking of Energy and CO₂ Intensities,” November 2019.

up from 1.73 million metric tons in 2017.¹¹⁹ Other than in 2008–09 and 2015, world crude steel production increased every year since 2000.¹²⁰ Projections vary as to future growth of demand and production through the next 15–20 years but seem to indicate slowing growth. One expectation is that steel demand will only grow by 1.1 percent annually through 2035, reaching about 1.9 billion tons in 2035, which is below 2019 global production capacity of about 2.3 billion tons.¹²¹ Another source posits that crude steel production capacity will grow to 2.8 billion metric tons in 2030 and 3.1 billion metric tons in 2040 but adds that no new capacity is needed by 2040 if growth stays at or below 1.4 percent per year.¹²² Industry sources note the current oversupply situation for crude steel production capacity versus demand, particularly in China.¹²³

Production Processes and Emissions

The CO₂ intensity of crude steel production varies because of several factors but production processes play a large role. The two predominant crude steel production processes are the integrated process, which primarily relies on blast furnace (BF)/basic oxygen furnace (BOF) technology to melt iron ore into molten iron for subsequent conversion into crude steel, and the electric arc furnace (EAF) process, which melts and converts scrap steel into crude steel.¹²⁴ The BF/BOF process emits about 1.8–2 metric tons of CO₂ for every metric ton of crude steel produced. In comparison, emissions from the EAF process are reportedly much lower than BF/BOF levels; one source quantifies them as being about 20 percent of BF/BOF levels.¹²⁵

World Steel Association statistics indicate that steel mills using the BF/BOF process accounted for about 71 percent of total worldwide production in 2018 versus about 29 percent for the EAF process.¹²⁶ Moreover the statistics indicate that usage also varies by country/region. In 2018, whereas EAF mills accounted for the majority of U.S. production of crude steel (about 68 percent), BF/BOF mills accounted for an estimated 88 percent of Chinese production. In the EU, the mix is relatively more even, with BF/BOF mills accounting for about 59 percent of production versus 42 percent for EAF mills.¹²⁷

¹¹⁹ World Steel Association, “World Steel in Figures 2019,” 7.

¹²⁰ World Steel Association, “World Steel in Figures 2019,” 7.

¹²¹ Lichtenstein, “Steeling for Disruption,” Accenture Strategy, 2017, 8.

¹²² King, “Trends in Investment in the Steel Industry,” presentation before the OECD Steel Committee, March 25, 2019.

¹²³ Cardenas, Pedro, “Death of the Zombie Steel Firms and Reduction of Steel Excess Capacity in China,” *Executive Briefing on Trade*, U.S. International Trade Commission, November 2019; United States Trade Representative (USTR), “USTR Statement on Meeting of the Global Forum on Steel Excess Capacity,” October 26, 2019.

¹²⁴ World Steel Association, “World Steel in Figures 2019,” 10; IEA, “Greenhouse Gas Emissions from Major Industrial Sources,” September 2000, 1.

¹²⁵ Global Efficiency Intelligence, “How Clean is the U.S. Steel Industry? An International Benchmarking of Energy and CO₂ Intensities,” November 2019, 12; Ed Crooks, “Obama’s Greener Steel Plans Live on as Efficiency Drive,” *Financial Times*, March 14, 2018.

¹²⁶ World Steel Association, “World Steel in Figures 2019,” 10.

¹²⁷ World Steel Association, “World Steel in Figures 2019,” 10.

Production Versus Emissions Goals

There are few long-range projections for world steel production and demand. Whereas IEA suggests that economic and population growth may result in growth in steel demand in emerging countries, both IEA and Accenture Strategy suggest that Chinese demand will slow; Accenture Strategy also states that global demand growth may slow if emerging countries face slower industrialization rates; as new materials emerge that could replace steel; and as more scrap steel is used as the circular economy grows.¹²⁸ Slowing demand scenarios may be exacerbated by production cuts to meet emissions targets and carbon pricing programs.

In 2019, the European steel industry was already said to be facing cost pressures because of increased imports of low-cost Chinese steel imports and, prospectively, from carbon pricing.¹²⁹ About 85 percent of the global steel industry is potentially expected to face an average reduction in net present value of about 14 percent if carbon prices reach about \$100 per metric ton by 2040; the source also mentions that many steel companies are not likely to reach the necessary emissions reductions by 2050 to meet world CO₂ reduction goals.¹³⁰ Moreover, an Organisation for Economic Co-operation and Development (OECD) report says that OECD steel producers, particularly those using the BF/BOF process, are expected to reduce production by as much as 12 percent if an OECD-wide carbon tax of about \$25 per metric ton of CO₂ is implemented.¹³¹ ArcelorMittal, for example, reported that a production cut in May 2019 was, in part, due to rising carbon prices.¹³²

As such, the steel industry is reportedly continuing to research and implement ways to reduce emissions, including abatement efforts; process enhancements; and using the emitted waste carbon to produce other value-added products, such as chemicals and textiles.¹³³ Innovation and partnerships are considered critical.¹³⁴ Eric de Coninck, Chief Technology Officer for Technology Development at ArcelorMittal, is cited by one source as saying: “We must search for innovative solutions to further reduce the emission of greenhouse gasses.”¹³⁵

The use of waste emissions to make chemicals will let steel companies reduce their carbon footprint and associated carbon tax burden while also producing value-added products. LanzaTech says that they

¹²⁸ Lichtenstein, “Steeling for Disruption,” Accenture Strategy, 2017; Pales, Levi, and Vass, “Tracking Industry,” IEA, May 2019.

¹²⁹ Industry representative, telephone interview with USITC staff, August 30, 2019; Crocker et al., “Melting Point,” Executive Summary, CDP, July 2019; CDP, “Steel Sector Faces Significant Losses from Future Climate Regulation,” press release, July 31, 2019.

¹³⁰ Crocker et al., “Melting Point,” Executive Summary, CDP, July 2019; CDP, “Steel Sector Faces Significant Losses from Future Climate Regulation,” press release, July 31, 2019. The report says that the individual impact on companies would range from about 2.5 percent to 30 percent.

¹³¹ OECD, “Environmental Policy in the Steel Industry: Using Economic Instruments,” Executive Summary, January 2003.

¹³² ArcelorMittal, “ArcelorMittal to Temporarily Reduce Annualised European Primary Steelmaking Production by Three Million Tonnes,” May 6, 2019.

¹³³ We Mean Business Coalition, “LanzaTech on Turning Pollution into Fuels and Products,” August 29, 2018; ArcelorMittal, “Climate Action Report 1,” May 2019, 4; Vass, Fernandez-Pales, and Levi, “Tracking Clean Energy Progress: Iron and Steel,” IEA, May 29, 2019.

¹³⁴ Lichtenstein, “Steeling for Disruption,” Accenture Strategy, 2017.

¹³⁵ Smart Delta Resources, “FD: Arcelor and Dow Solve Each Others Problems,” February 9, 2017.

recycle the steel industry’s waste carbon, getting twice the value that steel mills would, and that steel companies are factoring this into their business models as they move towards a circular economy.¹³⁶ Another source noted in 2011 that, given certain specified conditions, a steel mill that sells all its waste carbon emissions to produce chemicals could accrue about \$55 million annually; the source added that emissions taxes could double such benefits.¹³⁷

Potential Business Models

One potential question is whether the use of this technology to make chemicals lowers the barriers to entry to the chemical industry for steel producers. The business models used by the industrial emitters vary but, reportedly, are expected to combine licensing and JV models. In this scenario, the technology providers would license the technology to the sources with the industrial emissions with the licensees then owning the chemicals produced. The company providing the waste gas could then partner with another company (e.g., a chemical company) that would produce, market, and/or distribute the chemicals.¹³⁸ The partnership would sell the products and the partners would receive payments from the partnership.¹³⁹ Steel companies, for example, could partner with a chemical company in a JV to reduce business risk and benefit from the chemical company’s knowledge of production processes, chemical markets, and distribution channels.¹⁴⁰

Conclusion

Using waste carbon from industrial emissions as a feedstock for chemical manufacture appears to be a viable complement to ongoing abatement efforts. For one thing, such processes can reduce the amounts of CO₂ emitted to the atmosphere, helping industry and national economies meet sustainability goals. IEA says that CCU strategies could result in “near-zero steel production and emissions” and “new economic opportunities.”¹⁴¹ An April 2019 report from Members of Parliament on the Business, Energy, and Industrial Strategy Committee mentions that, for the UK, CCU technologies “will be necessary to meet the UK’s existing climate change targets at least cost, and that the country could not credibly adopt a ‘net zero’ target, in line with the aspirations of the Paris Agreement, without the technology.”¹⁴² The report also says that a failure to develop CCU technologies “. . . could force many heavy industries to close in the coming decades, if the UK sticks to its climate change targets.”¹⁴³ Customers are also increasingly seeking “green” products, further driving adoption of many of these technologies.

¹³⁶ Richardson, “Virgin and LanzaTech Partner on Alternative Jet Fuel,” October 22, 2018.

¹³⁷ Arvola et al., “Combining Steel and Chemical Production to Reduce CO₂ Emissions,” *Low Carbon Economy*, September 2011. The cited 50,000,000 Euros was converted to U.S. dollars using a conversion factor from 2011 of 1 Euro equals 1.1 U.S. dollars. https://markets.businessinsider.com/currency-converter/euro_united-states-dollar.

¹³⁸ ArcelorMittal, “ArcelorMittal: A Steelmakers View on the Zero Emission Plant,” presentation, May 2017.

¹³⁹ Industry representatives, telephone interviews with USITC staff, August 13, 2019, and August 30, 2019; industry representative, email to USITC staff, September 17, 2019.

¹⁴⁰ Industry representative, email to USITC staff, September 17, 2019.

¹⁴¹ Pales, Levi, and Vass, “Tracking Industry,” IEA, May 2019.

¹⁴² Members of Parliament, “Carbon Capture Usage and Storage: Summary,” April 25, 2019.

¹⁴³ Members of Parliament, “Carbon Capture Usage and Storage: Summary,” April 25, 2019.

On a geographical basis, European chemical firms have reportedly been among the first to adopt circular economy principles.¹⁴⁴ The EU is also considered a likely location for such projects given its published goals to reduce emissions; proactive government policies such as RED II and its biofuels mandates; large industrial sector; its renewable energy resource base; and its goal to increase renewable power to 20 percent of EU energy use in 2020 and to become “the world’s first climate-neutral continent by 2050.”¹⁴⁵ Also, funding in Europe is reportedly becoming more available as pension funds and investment funds move away from fossil-fuel investments.¹⁴⁶ One source, speaking of the European chemical industry, notes that CCU would allow the industry to reduce its reliance on fossil fuels (which can undergo substantial pricing swings and supply volatility) and “at the same time create a new source for European competitiveness versus raw material rich regions.”¹⁴⁷ Another source states that European leadership in development and deployment of clean-energy technologies translates to a global competitive advantage.¹⁴⁸

Firms in other regions are also said to be focusing on building such principles into their operating models.¹⁴⁹ China is considered a likely location for chemical projects using waste carbon, given its efforts to keep its economy growing by focusing on manufacturing and the related growth in its steel and cement industries.¹⁵⁰ As mentioned earlier in this paper, several reasons are cited for Chinese projects, including the country’s goals to reduce industrial emissions and improve air quality (particularly as China seeks to transition to innovative, value-added production); China’s reported concerns about its import reliance on fossil fuels; and the availability of funding, particularly from the Chinese government.¹⁵¹ Other factors cited include the large sizes of its steel and chemical industries versus those in other countries and its need for bioethanol, given its mandate to use E10 gasoline nationally by 2020.

Many things are in flux: technologies are still being developed and scaled up; government policies are being implemented; business models are being established; funding is still being sought; the costs of installing the new technologies;¹⁵² and the supply and pricing of fossil fuels remain volatile. But steel companies, refineries, and chemical companies are increasingly starting to use waste carbon emissions as feedstocks for chemicals and there are significant supplies of waste carbon from global industrial emissions worldwide for companies to use. A report from CO₂ Sciences and The Global CO₂ Initiative estimates that seven billion metric tons of CO₂ emissions per year—about 15 percent of global

¹⁴⁴ Alperowicz, “Circular Economy: A Beyond-Borders Initiative,” *Chemical Week*, May 27, 2019.

¹⁴⁵ Eurostat Statistics explained, “Renewable Energy Statistics,” January 2020.

¹⁴⁶ Mooney, “Growing Number of Pension Funds Divest from Fossil Fuels,” *Financial Times*, April 28, 2017; industry representative, telephone interview with USITC staff, October 16, 2019. Addressing capital availability, one source notes that capital costs needed to develop CCU projects in Europe can amount to about 100–140 billion Euros. Elser and Ulbrich, “Taking the European Chemical Industry into the Circular Economy,” Executive Summary, 2017, 8.

¹⁴⁷ Elser and Ulbrich, “Taking the European Chemical Industry into the Circular Economy,” Executive Summary, 2017, 7.

¹⁴⁸ CO₂ Reuse Summit, “European Commission’s ETS Innovation Fund,” Latest News, February 28, 2019.

¹⁴⁹ Alperowicz, “Circular Economy: A Beyond-Borders Initiative,” *Chemical Week*, May 27, 2019.

¹⁵⁰ *Economist*, “From Smog to Slog,” September 21–27, 2019, 47-48.

¹⁵¹ In 2018, China reportedly imported about 72 percent of its crude petroleum supplies and 43 percent of its natural gas. *Economist*, “From Smog to Slog,” September 21–27, 2019, 47-48.

¹⁵² *Economist*, “From Smog to Slog,” September 21–27, 2019, 47-48. The article mentions that China might be less inclined to spend more addressing emissions controls going forward as the Chinese economy slows, saying that China’s prime minister cited worldwide economic slowdowns and current uncertainties related to trade.

CO₂ emissions—are likely to be available for use by 2030.¹⁵³ Although estimates are not available of the potential number of projects that may become viable, the timeframe of commercial development of the projects, or the value of products derived from the CO₂ emissions, the sampling of projects listed in Table 1 reflects the interest of manufacturing firms, particularly those in the steel and chemical sectors, in CCU projects.

On a sectoral basis, chemical producers using waste carbon as a feedstock instead of fossil-fuel based feedstocks are said to be less subject to the volatility in price and supply of fossil-fuel feedstocks.¹⁵⁴ They also appear to be able to derive a competitive advantage in regard to the pricing of many of the products produced from the waste carbon feedstocks and, to the extent that they are partners in JVs with industrial emitters, they may also be able to increase market share and/or market coverage. Moreover, use of the waste carbon feedstocks is likely to allow them to respond to carbon pricing programs and renewable energy mandates.

Steel companies that can gain revenues from byproduct sales derived from their industrial emissions and offset emissions taxes and/or reduce other obligations under new mandates may be able to avoid reducing production in an increasingly competitive and oversupplied global market for steel with thin profit margins. Steel industries that adopt these sustainable technologies might be able to better survive oversupply conditions, carbon pricing programs, and renewable energy mandates than those that do not.

In closing, early adopters of these technologies could gain world market shares and increase export flows, potentially edging out industries worldwide that focus on them later.¹⁵⁵ Industrial organization economists note that any cost reduction due to improved technology will lead to a price reduction—and, therefore, more competitive performance—regardless of market structure (i.e., whether the market is perfectly competitive, monopolized, or somewhere in between).¹⁵⁶

¹⁵³ CO₂ Sciences and The Global CO₂ Initiative, “Global Roadmap for Implementing CO₂ Utilization,” November 2016.

¹⁵⁴ Elser and Ulbrich, “Taking the European Chemical Industry into the Circular Economy,” Executive Summary, 2017, 7.

¹⁵⁵ CO₂ Reuse Summit, “European Commission’s ETS Innovation Fund,” Latest News, February 28, 2019.

¹⁵⁶ Waldman and Jensen, *Industrial Organization: Theory and Practice*, 5th ed. 2019, 480–486.

Bibliography

Ahmad, Fatima Maria. "Strengthening International Collaboration on Carbon Capture Use and Storage." Center for Climate and Energy Solutions, March 2019.

<https://www.c2es.org/site/assets/uploads/2019/03/strengthening-international-action-ccus.pdf>.

Alperowicz, Natasha. "Circular Economy: A Beyond-Borders Initiative." *Chemical Week*, May 27, 2019.

<https://chemweek.com/CW/Document/103695/Circular-economy-A-beyond-borders-initiative>.

American Chemistry Council. "Guide to the Business of Chemistry." 2019.

<https://www.americanchemistry.com/GBC2019.pdf>.

American Institute of Chemical Engineers (AIChE). "RAPID Spotlight: Sustainability and Process

Intensification." June 27, 2019 <https://www.aiche.org/rapid/news/06-27-2019/rapid-spotlight-sustainability-and-process-intensification>.

ArcelorMittal. "ArcelorMittal and LanzaTech Break Ground on €150million Project to Revolutionise Blast Furnace Carbon Emissions Capture." Press release, June 11, 2018.

<https://corporate.arcelormittal.com/news-and-media/news/2018/june/11-06-2018>.

ArcelorMittal. "ArcelorMittal to Temporarily Reduce Annualised European Primary Steelmaking Production by Three Million Tonnes." Press release, May 6, 2019.

<https://corporate.arcelormittal.com/news-and-media/press-releases/2019/may/06-05-2019>.

ArcelorMittal. "Capturing and Utilising Waste Carbon from Steelmaking."

<https://corporate.arcelormittal.com/news-and-media/our-stories/capturing-and-utilising-waste-carbon-from-steelmaking> (accessed September 27, 2019).

ArcelorMittal. "Climate Action Report 1." May 2019.

<https://corporate.arcelormittal.com/~media/Files/A/ArcelorMittal/investors/corporate/climate-action-report-may-2019.pdf>.

ARPA-E. Carbon Dioxide Conversion to Ethanol: Opus 12." December 15, 2016. [https://arpa-](https://arpa-e.energy.gov/?q=slick-sheet-project/carbon-dioxide-conversion-ethanol)

[e.energy.gov/?q=slick-sheet-project/carbon-dioxide-conversion-ethanol](https://arpa-e.energy.gov/?q=slick-sheet-project/carbon-dioxide-conversion-ethanol).

Arvola, Jouko, Janne Harkonen, Matti Mottonen, Harri Haapasalo, Pekka Tervonen. "Combining Steel and Chemical Production to Reduce CO₂ Emissions." *Low Carbon Economy*, September 2011.

<https://www.scirp.org/html/7435.html>.

Avantium. "First Half 2019 Results: Company is Progressing its Technologies Towards

Commercialization." August 20, 2019. <https://www.avantium.com/wp-content/uploads/2018/07/Press-release-Avantium-publishes-first-half-year-results-2018-FINAL.pdf>.

Avantium. "Reducing CO₂, Producing Chemicals: The *Potential* of Electrochemistry." Presentation, August 21, 2019.

- Avantium. “Volta Technology: Converting CO₂ to High Value Chemicals via Electrochemistry.” <https://www.avantium.com/renewable-chemistries/volta-technology/> (accessed October 24, 2019).
- Avantium. “What is ReCode?” <https://www.avantium.com/renewable-chemistries/volta-technology/recode/> (accessed November 15, 2019).
- BASF. “Innovations for a Climate-Friendly Chemical Production.” January 10, 2019, <https://www.basf.com/global/en/media/news-releases/2019/01/p-19-103.html>.
- BASF. “Our Carbon Management.” Factsheet, December 2018. https://www.basf.com/global/documents/en/sustainability/we-produce-safely-and-efficiently/energy-and-climate-protection/carbon-management/BASF_Carbon_Management_Fact_Sheet.pdf.
- Bastian, André. “Carbon2Chem: When Emissions Become Valuable Substances.” #engineered, July 3, 2019. <https://engineered.thyssenkrupp.com/en/climateprotection-carbon2chem-when-emissions-become-valuable-substances/>.
- Bender, Marcel. “Milestone for Climate Protection: Carbon2Chem Pilot Plant Opened.” #engineered, September 24, 2018. <https://engineered.thyssenkrupp.com/en/milestone-for-climate-protection-carbon2chem-pilot-plant-opened/>.
- Bengelsdorf, Frank R., and Peter Dürre. “Gas Fermentation for Commodity Chemicals and Fuels.” *Microbial Biotechnology*, June 7, 2017. <https://onlinelibrary.wiley.com/doi/pdf/10.1111/1751-7915.12763>.
- Biofuels Digest. “The Digest’s Biofuels Mandates Around the World.” December 31, 2019. www.biofuelsdigest.com/bdigest/2019/12/31/the-digests-biofuels-mandates-around-the-world-2020/.
- Biofuels Digest. “Putting CO₂ Emissions to Work: The Digest’s 2019 Multi-Slide Guide to Opus 12.” April 18, 2019. <https://www.biofuelsdigest.com/bdigest/2019/04/18/putting-co2-emissions-to-work-the-digests-2019-multi-slide-guide-to-opus-12/>.
- Biotechnology Innovation Organization (BIO). “Current Uses of Synthetic Biology for Renewable Chemicals, Pharmaceuticals, and Biofuels.” March 3, 2013. <https://www.bio.org/sites/default/files/files/2013-03-03-Synthetic-Biology-Products.pdf>.
- Bio-Tic. “About Industrial Biotechnology: The Benefits.” 2012. <http://industrialbiotech-europe.eu/about-industrial-biotechnology/benefits-industrial-biotechnology/>.
- BloombergNEF database. 1H 2019 LCOE. <https://www.bnef.com/> (accessed September 25, 2019).
- Branson, Richard. “Virgin Atlantic Has Completed the First Ever Commercial Flight using LanzaTech’s Innovative New Sustainable Aviation Fuel – a Huge Cause for Celebration.” October 3, 2018. <https://www.virgin.com/richard-branson/virgin-atlantic-flies-first-ever-commercial-flight-using-lanzatechs-sustainable-jet>.

- Buxton, Luke. "Circular Economy Key to Future of European Chemical Industry." *Chemical Watch*, June 27, 2019. <https://chemicalwatch.com/register?o=79283&productID=1&layout=main#overlay-strip>.
- BuzzInnovation. "Looking Beyond Fossil Fuels." June 13, 2019. <https://www.thebuzzbusiness.com/looking-beyond-fossil-fuels/>.
- "Carbon2Value." <https://www.carbon2value.be/en/> (accessed January 14, 2020).
- Cardenas, Pedro. "Death of the Zombie Steel Firms and Reduction of Steel Excess Capacity in China." U.S. International Trade Commission, November 2019. https://www.usitc.gov/publications/332/executive_briefings/ebot_steel_excess_capacity_in_china.pdf.
- CDP. "Steel Sector Faces Significant Losses from Future Climate Regulation." press release, July 31, 2019. <https://www.cdp.net/en/articles/media/steel-sector-faces-significant-losses-from-future-climate-regulation>.
- Cefic. "Molecule Managers: A Journey into the Future of Europe with the European Chemical Industry." October 2017. <https://cefic.org/library-item/cefic-mid-century-vision-report-molecule-managers/>.
- Chemnick, Jean. "Global Promises to Reduce CO₂ Are Falling Short of 1.5-Degree-C Warming Goal." E&E News, *Scientific American*, September 24, 2019. <https://www.scientificamerican.com/article/global-promises-to-reduce-co2-are-falling-short-of-1-5-degree-c-warming-goal/>.
- Christensen, Jennifer. "Three Things to Know About Changes to the 45Q Tax Credit for Carbon Capture and Storage Projects." Great Plains Institute, March 5, 2018. <https://www.betterenergy.org/blog/three-things-know-about-changes-45q/>.
- Clomburg, James M., Anna M. Crumbley, and Ramon Gonzalez. "Industrial Biomanufacturing: The Future of Chemical Production." *Science*, January 6, 2017. <https://science.sciencemag.org/content/355/6320/aag0804.figures-only>.
- CO₂LEVELS.org. "Global CO₂ Levels." Database timeline, <https://www.co2levels.org/>.
- CO₂ Reuse Summit. "European Commission's ETS Innovation Fund." Latest News, February 28, 2019. <https://reuseco2.com/news/european-commission%E2%80%99s-ets-innovation-fund.html>.
- CO₂ Sciences and The Global CO₂ Initiative. "Global Roadmap for Implementing CO₂ Utilization." November 2016. https://deepblue.lib.umich.edu/bitstream/handle/2027.42/150624/CO2U_Roadmap_FINAL_2016_12_07%28GCI%29.pdf?sequence=1&isAllowed=y.
- Coons, Rebecca. "Clear Business Case: Sustainability Graduates from Risk Mitigator to Strategic Imperative." *Chemical Week*, December 9, 2019. <https://chemweek.com/CW/Document/107856/Clear-business-case-Sustainability-graduates-from-risk-mitigator-to-strategic-imperative>.

- Cordis. "Horizon 2020: Recycling Carbon Dioxide in the Cement Industry to Produce Added-value Additives: A Step towards a CO₂ Circular Economy." July 19, 2017. https://cordis.europa.eu/project/rcn/211308_en.html.
- Covestro. "A Brighter Use of CO₂: cardyon®." <https://www.covestro.com/en/cardyon/cardyon> (accessed October 21, 2019).
- Covestro. "Carbon4PUR." <https://www.carbon4pur.eu/> (accessed January 14, 2020).
- Covestro. "CO₂ Replaces Oil in Plastics: On the Way to Becoming an All-Rounder." <https://www.covestro.com/en/company/strategy/attitude/co2-dreams>.
- Covestro. "Europeans Join Forces on CO₂." Press release, October 17, 2017. <https://press.covestro.com/news.nsf/id/europeans-join-forces-on-co2#>.
- Covestro. "Fit with CO₂" <https://www.covestro.com/en/company/strategy/attitude/co2-dreams> (accessed October 21, 2019).
- Covestro. "Turning CO₂ into a Raw Material – How Does This Work?: CO₂ Technology." <https://www.covestro.com/en/cardyon/co2-technology> (accessed October 21, 2019).
- Crocker, Tom, Luke Fletcher, Jinxi Chen, and Alice Newman. "Melting Point: Which Steel Companies are Ready for the Low-Carbon Transition?" CDP, July 2019. <https://www.cdp.net/en/reports/downloads/4659>.
- Crooks, Ed. "Obama's Greener Steel Plans Live on as Efficiency Drive." *Financial Times*, March 14, 2018. <https://www.ft.com/content/b10cacbe-02a9-11e8-9e12-af73e8db3c71>.
- Cucciniello, Raffaele, and Daniele Cespi. "Recycling within the Chemical Industry: The Circular Economy Era." *Recycling*, May 19, 2018. <https://www.mdpi.com/2313-4321/3/2/22/pdf>.
- Daimler. "Startup Autobahn and the Quest for the 'Next Green Thing': 'Opus 12: CO₂ Transformation into Valuable Products'." <https://www.daimler.com/sustainability/vehicles/climate-protection/startup-autobahn.html> (accessed October 16, 2019).
- de Jager, Femke. "Tata Steel's Three Steps to Becoming Carbon-Neutral and Circular." Accenture, November 21, 2019. <https://www.accenture-insights.nl/en-us/articles/tata-steel-three-steps-carbon-neutral-circular>.
- Department of Energy. "Carbon Capture, Utilization, and Storage." <https://www.energy.gov/carbon-capture-utilization-storage> (accessed October 16, 2019).
- DiChristopher, Tom. "LanzaTech Aims to Fuel Jets and Make Consumer Goods from Recycled Carbon Pollution." CNBC, May 16, 2019. <https://www.cnbc.com/2019/05/16/lanzatech-aims-to-fuel-jets-and-make-consumer-goods-from-pollution.html>.
- DOE. See U.S. Department of Energy.
- Economist*. "From Smog to Slog." September 21–27, 2019.

EIA. See U.S. Energy Information Administration.

Elser, Bernd, and Michael Ulbrich. "Taking the European Chemical Industry into the Circular Economy." Accenture. Executive Summary, 2017. <https://www.accenture.com/acnmedia/pdf-45/accenture-cefic-report-exec-summary.pdf>.

EPA. See U.S. Environmental Protection Agency.

European Commission (EC). "Climate Strategies and Targets: 2030 Climate & Energy Framework." https://ec.europa.eu/clima/policies/strategies/2030_en (accessed October 16, 2019).

European Commission (EC). "Emissions Trading System (EU ETS): Revision for Phase 4 (2021–2030)." https://ec.europa.eu/clima/policies/ets/revision_en (accessed October 16, 2019).

European Commission. "Innovation Fund." https://ec.europa.eu/clima/policies/innovation-fund_en (accessed February 10, 2020).

European Commission (EC). "Renewable Energy Directive." September 20, 2019. <https://ec.europa.eu/energy/en/topics/renewable-energy/renewable-energy-directive/overview>.

European Commission (EC). "Renewable Energy – Recast to 2030 (RED II)." July 23, 2019. <https://ec.europa.eu/jrc/en/jec/renewable-energy-recast-2030-red-ii>.

European Commission (EC). "The Revised Renewable Energy Directive Factsheet." (accessed October 4, 2019). https://ec.europa.eu/energy/sites/ener/files/documents/directive_renewable_factsheet.pdf.

European Commission (EC). "Towards a Climate-Neutral Europe: EU Invests Over €10bn in Innovative Clean Technologies." Press release, February 26, 2019. https://ec.europa.eu/commission/presscorner/detail/en/IP_19_1381.

European Technology & Innovation Platform Smart Networks for Energy Transition (ETIP SNET). "New €10 Billion EU Innovation Fund for Low-Carbon Technologies." March 6, 2019. <https://www.etip-snet.eu/energy-new-e10-billion-eu-innovation-fund-established-period-2021-2030/>.

Eurostat Statistics Explained. "Renewable Energy Statistics." January 2020.

https://ec.europa.eu/eurostat/statistics-explained/index.php/Renewable_energy_statistics.

Evonik. "Evonik and Siemens to Generate High-Value Specialty Chemicals from Carbon Dioxide and Eco-Electricity." Press release, January 18, 2019. <https://corporate.evonik.com/en/Pages/article.aspx?articleId=106259>.

European Union (EU). "What is Horizon 2020?" <https://ec.europa.eu/programmes/horizon2020/en/what-horizon-2020> (accessed December 13, 2019).

- Fleming, Sean. "Chart of the Day: These Countries Create Most of the World's CO₂ Emissions." World Economic Forum, June 7, 2019. <https://www.weforum.org/agenda/2019/06/chart-of-the-day-these-countries-create-most-of-the-world-s-co2-emissions/>.
- Genome British Columbia. "Converting Waste Gas into High Value Flavours and Fragrances." Press release, August 23, 2019. <https://www.oilandgas360.com/converting-waste-gas-into-high-value-flavours-and-fragrances/>.
- Global CCS Institute. "9th Annual DC Forum on CCS." <https://www.globalccsinstitute.com/news-media/events/9th-annual-dc-forum-on-ccs/> (accessed February 10, 2020).
- Global Efficiency Intelligence. "How Clean is the U.S. Steel Industry? An International Benchmarking of Energy and CO₂ Intensities." November 2019. <https://www.globalefficiencyintel.com/us-steel-industry-benchmarking-energy-co2-intensities>.
- GreenCar Congress. "LanzaTech China JV Reports 9M Gallons of Ethanol Made from Steel Flue Gas; New JV for PET." October 8, 2019. <https://www.greencarcongress.com/2019/10/20191008-lanzatech.html>.
- Gruter, Gert-Jan. "Electrocatalysis as Key Technology for the Production of High Value Chemicals - CO₂ as a Feedstock." Avantium, May 7, 2019. <https://enop.brightlands.com/wp-content/uploads/2019/05/Presentation-Gertjan-Gruter-Draft-07-09-2019.pdf>.
- Gu, Hallie, and Dominique Patton. "China Set to Triple its Ethanol Production Capacity: Government Researcher." *Reuters*, December 11, 2018. <https://www.reuters.com/article/us-china-ethanol/china-set-to-triple-its-ethanol-production-capacity-government-researcher-idUSKBN1OAFH>.
- International Energy Agency (IEA). "Defying Expectations of a Rise, Global Carbon Dioxide Emissions Flatlined in 2019." press release, February 11, 2020. https://www.iea.org/news/defying-expectations-of-a-rise-global-carbon-dioxide-emissions-flatlined-in-2019?utm_campaign=IEA%20newsletters&utm_source=SendGrid&utm_medium=Email.
- International Energy Agency (IEA). "Greenhouse Gas Emissions from Major industrial Sources – III Iron and Steel Production." Report Number PH3/30, September 2000. https://ieaghg.org/docs/General_Docs/Reports/PH3-30%20iron-steel.pdf.
- Jamal, Aqil. "Saudi Aramco Carbon Capture and Utilization R&D." Aramco Performance Materials, presentation, March 5, 2018. http://nas-sites.org/dels/files/2018/04/1-JAMAL_Mtg.-3-Session-1.pdf.
- Janssens-Maenhout, G., M. Crippa, D. Guizzardi, M. Muntean, E. Schaaf, J.G.J. Olivier, J.A.H.W. Peters, and K.M. Schure. Fossil CO₂ and GHG Emissions of All World Countries. Joint Research Centre. EUR 28766 EN. Luxembourg: Publications Office of the European Union, 2017. doi:10.2760/709792. <https://core.ac.uk/download/pdf/132626931.pdf>.

- King, James F. "Trends in Investment in the Steel Industry." presentation before the OECD Steel Committee, March 25, 2019. <http://www.oecd.org/sti/ind/86th%20Steel%20Committee%20meeting%20%20Presentation%20by%20James-King,%20Trends%20in%20Investment.pdf>.
- Kokkinidis, Tasos. "Greek Cement Giant Titan Moves HQ to Belgium, Vows to Maintain Greek Presence." *Greek Reporter*, October 19, 2018. <https://greece.greekreporter.com/2018/10/19/greek-cement-giant-titan-moves-hq-to-belgium-vows-to-maintain-greek-presence/>.
- Lane, Jim. "Indian Oil to Buy 4% Stake in LanzaTech." *Biofuels Digest*, March 29, 2018. <https://www.biofuelsdigest.com/bdigest/2018/03/29/indian-oil-to-buy-4-stake-in-lanzatech/>.
- LanzaTech. "World First Products made from Recycled Pollution Reduce Emissions and Keep Carbon in the Ground!" press release, October 7, 2019. <https://www.lanzatech.com/2019/10/07/world-first-products-made-from-recycled-pollution-reduce-emissions-and-keep-carbon-in-the-ground/>.
- LanzaTech. "World's First Commercial Waste Gas to Ethanol Plant Starts Up." Press release, June 8, 2018. <https://www.lanzatech.com/2018/06/08/worlds-first-commercial-waste-gas-ethanol-plant-starts/>.
- Larrañaga, Michael D., Richard J. Lewis, Sr., Robert A. Lewis, *Hawley's Condensed Chemical Dictionary, 16th Edition*, 2016. https://books.google.com/books?id=EwV0CgAAQBAJ&pg=PA612&lpg=PA612&dq=fermentation+hawley+dictionary&source=bl&ots=7TyZ3OZgtC&sig=ACfU3U2W63vX1Zc-gxjvZgpmHk-cWsaqLQ&hl=en&sa=X&ved=2ahUKEwid6amg1Z_nAhUIZDUKHT8CCYcQ6AEwCXoECA0QAQ#v=onepage&q=fermentation%20hawley%20dictionary&f=false.
- Larsen, John, Whitney Herndon, Mikhail Grant, and Peter Marsters. "[Capturing Leadership: Policies for the US to Advance Direct Air Capture Technology](https://rhg.com/research/capturing-leadership-policies-for-the-us-to-advance-direct-air-capture-technology/)." May 9, 2019. <https://rhg.com/research/capturing-leadership-policies-for-the-us-to-advance-direct-air-capture-technology/>.
- Levi, Peter, Araceli Fernandez-Pales, and Tiffany Vass. "Tracking Clean Energy Progress: Chemicals." IEA, May 24, 2019. <https://www.iea.org/tcep/industry/chemicals/>.
- Lichtenstein, John. "Steeling for Disruption: Global Steel Producers Must Reinvent Themselves as Demand Growth Disappears." Accenture Strategy, 2017. <https://www.accenture.com/acnmedia/pdf-40/accenture-wef-steeling-for-disruption>.
- Liu, Jian, Qingshan Yang, Yu Zhang, Wen Sun, and Yiming Xu. "Analysis of CO₂ Emissions in China's Manufacturing Industry Based on Extended Logarithmic Mean Division Index Decomposition." *Sustainability*, January 4, 2019. <https://www.mdpi.com/389920>.
- Lucas, Matt. "Carbontech and the New Carbon Economy: The Double-Bottom-Line Opportunity for Carbon Utilization." Carbon180, presentation made on June 20, 2018.

- Lucas, Matt, and Rory Jacobson. "A Review of Global and U.S. Total Available Markets for Carbotech." Carbon180, Executive Summary, 2017. <https://carbon180.org/s/ccr04executivesummaryFNL.pdf>.
- McGuireWoods. "Carbon Sequestration Tax Credits – IRS Requests Comment on Section 45Q Regulations." May 8, 2019. <https://www.mcguirewoods.com/client-resources/Alerts/2019/5/carbon-sequestration-tax-credits-irs-requests-comment-on-section-45q-regulations>.
- McGuireWoods. "New Opportunities Follow Expansion of Section 45Q Carbon Sequestration Credits." July 18, 2018. <https://www.mcguirewoods.com/client-resources/Alerts/2018/7/New-Opportunities-Follow-Expansion-Section-45Q-Carbon-Sequestration-Credits>.
- Matthews, Christopher M., and Rebecca Elliott. "Shale Boom Is Slowing Just When the World Needs Oil Most." *Wall Street Journal*, September 29, 2019. <https://www.wsj.com/articles/shale-boom-is-slowing-just-when-the-world-needs-oil-most-11569795047>.
- McKibben, Bill. "Divestment Works – and One Huge Bank Can Lead the Way." *The Guardian*, October 13, 2019, <https://www.theguardian.com/commentisfree/2019/oct/13/divestment-bank-european-investment-fossil-fuels>.
- Members of Parliament on the Business, Energy and Industrial Strategy (BEIS) Committee. "Carbon Capture Usage and Storage: Third Time Lucky?: Summary, April 25, 2019. https://publications.parliament.uk/pa/cm201719/cmselect/cmbeis/1094/109403.htm#_idTextAnchor000.
- Mooney, Attracta. "Growing Number of Pension Funds Divest from Fossil Fuels." *Financial Times*, April 28, 2017. <https://www.ft.com/content/fe88b788-29ad-11e7-9ec8-168383da43b7>.
- Myllyvirta, Lauri. "China's Power Industry Calls for Hundreds of New Coal Power Plants by 2030." *Unearthed*, March 28, 2019. <https://unearthed.greenpeace.org/2019/03/28/china-new-coal-plants-2030-climate/>.
- Nadel, Steven, and Lowell Ungar. "Halfway There: Energy Efficiency Can Cut Energy Use and Greenhouse Gas Emissions in Half by 2050." Report U1907, American Council for an Energy-Efficient Economy, September 2019. <https://aceee.org/sites/default/files/publications/researchreports/u1907.pdf>.
- National Law Review*. "Implementation of Recent Amendments to the 45Q Carbon Sequestration Tax Credit." September 26, 2019. <https://www.natlawreview.com/article/implementation-recent-amendments-to-45q-carbon-sequestration-tax-credit>.
- Nesbitt, Elizabeth. "Industrial Biotechnology in China Amidst Changing Market Conditions." *Journal of International Commerce and Economics (JICE)*, 2009. https://www.usitc.gov/sites/default/files/publications/332/journals/biotechnology_china.pdf.
- Nesbitt, Elizabeth. "China's Vision for Renewable Energy: The Status of Bioenergy and Bioproduct Research and Commercialization." *Journal of International Commerce and Economics (JICE)*, 2011. https://www.usitc.gov/sites/default/files/publications/332/journals/chinas_vision.pdf.

Newburger, Emma. "Steel Industry to Suffer Major Losses from Rising Carbon Prices and Climate Regulations, Report Says." *CNBC*, July 30, 2019. <https://www.cnbc.com/2019/07/30/steel-sector-to-suffer-losses-rising-carbon-prices-climate-regulation.html>.

Official Journal of the European Union. "Directive (EU) 2018/2001 of the European Parliament and of the Council of 11 December 2018 on the Promotion of the Use of Energy from Renewable Sources (recast)." December 21, 2018, L 328/82. https://eur-lex.europa.eu/legal-content/EN/TXT/?uri=uriserv:OJ.L_.2018.328.01.0082.01.ENG&toc=OJ:L:2018:328:TOC.

O'Grady, Sean. "Crude Oil Price Passes \$120 a Barrel Mark for the First Time." *Independent*, May 6, 2008. <https://www.independent.co.uk/news/business/news/crude-oil-price-passes-120-a-barrel-mark-for-the-first-time-821691.html>.

Opus 12. "Electrochemical Reduction of Carbon Dioxide: Reverse Combustion." <https://www.opus-12.com/technology> (accessed October 4, 2019).

Opus 12. "A Drop-in Component that Enables Existing Technology to Transform CO₂" <https://www.opus-12.com/technology> (accessed October 4, 2019).

Organisation for Economic Co-operation and Development (OECD). "Environmental Policy in the Steel Industry: Using Economic Instruments." Executive Summary, January 2003, <https://www.oecd.org/env/tools-evaluation/2488478.doc>.

Page, Brad. "US Leads New Wave of Carbon Capture and Storage Deployment." *The Hill*, January 5, 2020 <https://thehill.com/opinion/energy-environment/476783-us-leads-new-wave-of-carbon-capture-and-storage-deployment>.

Pales, Araceli Fernandez, and Peter Levi. "The Future of Petrochemicals: Towards More Sustainable Plastics and Fertilisers." IEA, 2018. <https://webstore.iea.org/download/summary/2310?fileName=English-Future-Petrochemicals-ES.pdf>.

Pales, Araceli Fernandez, Peter Levi, and Tiffany Vass. "Tracking Industry." IEA, May 2019. <https://www.iea.org/reports/tracking-industry-2019/iron-and-steel#abstract>.

Physics of the Universe. "Random Facts: What is the Human Body (and the Earth, the Sun, the Universe) Made Of?" <https://www.physicsoftheuniverse.com/what-is-the-human-body-and-the-earth-the-sun-the-universe-made-of.html> (accessed August 22, 2019).

Phytonix Solar Chemicals. "15th Carbon Dioxide Utilization Summit 2020 on 26th- 27th February 2020 in Orlando, Florida." November 13, 2019, <https://phytonix.com/?p=795>.

Phytonix Solar Chemicals. "Biological Carbon Dioxide Utilization Technology for the Production of Low Cost Industrial Chemicals Utilizing Photosynthesis." Presentation at CO₂ Reuse Summit, May 16-17, 2018.

- Phytonix Solar Chemicals. "Phytonix Corporation Unleashes a New Carbon Dioxide Utilization (CDU) Technology to Combat Climate Change." July 18, 2019. <https://www.businesswire.com/news/home/20190718005748/en/Phytonix-Corporation-Unleashes-New-Carbon-Dioxide-Utilization>.
- Phytonix Solar Chemicals. "Sustainable Chemistry Powered by the Sun™." <https://phytonix.com/> (accessed January 16, 2020).
- Phytonix Solar Chemicals. "What We Do." https://phytonix.com/?page_id=14 (accessed December 16, 2019).
- Pitt, Hannah, Kate Larsen, Hannah Kolus, Shashank Mohan, John Larsen, Whitney Herndon, and Trevor Houser. "Taking Stock 2019." Rhodium Group, July 8, 2019. https://rhg.com/wp-content/uploads/2019/07/RHG_USCS_Taking_Stock2019.pdf.
- Plumer, Brad, and Nadja Popovich. "These Countries Have Prices on Carbon. Are They Working?" April 2, 2019. <https://www.nytimes.com/interactive/2019/04/02/climate/pricing-carbon-emissions.html>.
- Ramkumar, Amrith, and Joseph Wallace. "Oil Prices Soar After Saudi Attack." *Wall Street Journal*, September 16, 2019. <https://www.wsj.com/articles/oil-prices-soar-after-saudi-attack-11568585160>.
- Reuters. "Thyssenkrupp to Cut CO₂ Emissions by 30% over Next Decade." July 2, 2019. <https://www.reuters.com/article/us-thyssenkrupp-carbon/thyssenkrupp-to-cut-co2-emissions-by-30-over-next-decade-idUSKCN1TX14K>.
- "Richard Branson." LinkedIn profile, <https://www.linkedin.com/in/rbranson>.
- Richardson, Jake. "Virgin and LanzaTech Partner on Alternative Jet Fuel." October 22, 2018. <https://cleantechnica.com/2018/10/22/virgin-lanzatech-partner-on-alternative-jet-fuel/>.
- Roberts, David. "Could Squeezing More Oil Out of the Ground Help Fight Climate Change?" *Vox*, December 6, 2019. <https://www.vox.com/energy-and-environment/2019/10/2/20838646/climate-change-carbon-capture-enhanced-oil-recovery-eor>.
- Roberts, David. "Pulling CO₂ Out of the Air and Using it Could Be a Trillion-Dollar Business." *Vox.com*, November 22, 2019. <https://www.vox.com/energy-and-environment/2019/9/4/20829431/climate-change-carbon-capture-utilization-sequestration-ccu-ccs>.
- Sax, N. Irving, and Richard J. Lewis, Sr., *Hawley's Condensed Chemical Dictionary*, 11th Edition, 1987, 455; https://www.eurekaalert.org/pub_releases/2019-01/cc-apc012419.php.
- Shougang. "Company Profile" <https://www.shougang.com.cn/en/ehhtml/Aboutus/> (accessed October 22, 2019).

Simpson, Sean, LanzaTech. Presentation at the U.S. Department of Energy's Bioenergy Technologies Office's Waste-to-Energy Workshop, July 2017.

https://www.energy.gov/sites/prod/files/2017/07/f35/BETO_2017WTE-Workshop_SeanSimpson-LanzaTech.pdf.

Smart Delta Resources. "FD: Arcelor and Dow Solve Each Others Problems." February 9, 2017.

<https://www.smartdeltaresources.com/en/news/fd-arcelor-and-dow-solve-each-others-problems>.

Soltoff, Ben. "Opus 12 is One Startup on a Mission to Convert CO₂ into Useful Products." *GreenBiz*, October 16, 2019. <https://www.greenbiz.com/article/opus-12-one-startup-mission-convert-co2-useful-products>.

Steelanol. "With the Support of the European Commission" <http://www.steelanol.eu/en> (accessed October 22, 2019).

Sustainable Process Industry through Resource and Energy Efficiency (SPIRE). "The Association." <https://www.spire2030.eu/spire/the-association> (accessed December 13, 2019).

SynBioBeta. "Industrial Microbes and Opus 12 Awarded \$1M to Turn Waste Gas into Valuable Chemicals." October 2, 2019 <https://synbiobeta.com/industrial-microbes-and-opus-12-awarded-1m-to-turn-waste-gas-into-valuable-chemicals/>.

Timperley, Jocelyn. "Q&A: How Will China's New Carbon Trading Scheme Work?" *CarbonBrief*, January 29, 2018. <https://www.carbonbrief.org/qa-how-will-chinas-new-carbon-trading-scheme-work>.

U.S. Energy Information Administration (EIA). "Petroleum & Other Liquids: Supply and Disposition." October 31, 2019. https://www.eia.gov/dnav/pet/PET_SUM_SND_A_EPCO_MBBL_A_CUR.htm.

U.S. Department of Energy. "Accelerating Breakthrough Innovation in Carbon Capture, Utilization, and Storage: Report of the Carbon Capture, Utilization and Storage Experts' Workshop." September 2017.

https://www.energy.gov/sites/prod/files/2018/05/f51/Accelerating%20Breakthrough%20Innovation%20in%20Carbon%20Capture%2C%20Utilization%2C%20and%20Storage%20_0.pdf.

U.S. Department of Energy, U.S. Energy Information Administration (EIA). "U.S. Renewable Electricity Generation has Doubled since 2008." March 19, 2019.

<https://www.eia.gov/todayinenergy/detail.php?id=38752>.

U.S. Department of Energy, U.S. Energy Information Administration (EIA). "Today in Energy: Daily Prices." January 13, 2020 close, <https://www.eia.gov/todayinenergy/prices.php>.

U.S. Environmental Protection Agency (EPA). "Design for the Environment Life-Cycle Assessments." n.d. <https://www.epa.gov/saferchoice/design-environment-life-cycle-assessments> (accessed December 13, 2019).

United Nations Framework Convention on Climate Change (UNFCCC). "The Paris Agreement."

<https://unfccc.int/process-and-meetings/the-paris-agreement/the-paris-agreement> (accessed September 27, 2019).

- United Nations Statistics Division. "The Sustainable Development Goals Report 2018." <https://unstats.un.org/sdgs/report/2018/overview/>.
- United States Trade Representative (USTR). "USTR Statement on Meeting of the Global Forum on Steel Excess Capacity." October 26, 2019. <https://ustr.gov/about-us/policy-offices/press-office/press-releases/2019/october/ustr-statement-meeting-global-forum>.
- Valk, Vincent. "ACC: Trade, Manufacturing Weakness Weigh on Outlook." *Chemical Week*, December 16-23, 2019.
- Vass, Tiffany, Araceli Fernandez-Pales, and Peter Levi. "Tracking Clean Energy Progress: Iron and Steel." IEA, May 29, 2019. <https://www.iea.org/tcep/industry/steel/>.
- VTT Technical Research Center of Finland, Ltd. "The Carbon Reuse Economy: Transforming CO₂ from a Pollutant into a Resource." June 2019.
- Waldman, Don E., and Elizabeth Jensen. *Industrial Organization: Theory and Practice*, 5th ed. 2019.
- We Mean Business Coalition. "LanzaTech on Turning Pollution into Fuels and Products." August 29, 2018. <https://www.wemeanbusinesscoalition.org/blog/lanzatech-turning-pollution-fuels-plastic/>.
- Wettengel, Julian. "Norway Bets on Gas and CCS to Complement Europe's Energy Transition." *Clean Energy Wire*, August 31, 2018. <https://www.cleanenergywire.org/news/norway-bets-gas-and-ccs-complement-europes-energy-transition>.
- World Bank. "Carbon Pricing Dashboard: What is Carbon Pricing?" <https://carbonpricingdashboard.worldbank.org/what-carbon-pricing> (accessed February 8, 2020).
- World Steel Association. "Steel's Contribution to a Low Carbon Future and Climate Resilient Societies." 2019. https://www.worldsteel.org/en/dam/jcr:2306a7a7-331c-491a-99a6-a093fb6ca96a/Position_paper_climate_2020_vfinal.pdf.
- World Steel Association. "World Steel in Figures 2019." <https://www.worldsteel.org/en/dam/jcr:96d7a585-e6b2-4d63-b943-4cd9ab621a91/World%20Steel%20in%20Figures%202019.pdf> (accessed December 16, 2019).
- Xie, Echo. "China Targets Steel Industry as Latest Front in its War on Pollution." *South China Morning Post*, May 6, 2019. <https://www.scmp.com/news/china/politics/article/3009020/china-targets-steel-industry-latest-front-its-war-pollution>.