

**U.S. IMPORTS OF TEXTILES  
AND APPAREL UNDER THE  
MULTIFIBER ARRANGEMENT:  
ANNUAL REPORT FOR 1990**



**USITC PUBLICATION 2382**

**MAY 1991**

**United States International Trade Commission  
Washington, DC 20436**

**UNITED STATES INTERNATIONAL TRADE COMMISSION**

**COMMISSIONERS**

**Anne E. Brunsdale, Acting Chairman**

**Seeley G. Lodwick**

**David B. Rohr**

**Don E. Newquist**

---

Office of Industries  
Robert A. Rogowsky, Director

---

Dennis L. Rudy, Chief  
Textiles, Leather Products, and Apparel Division


**Address all communications to  
Kenneth R. Mason, Secretary to the Commission  
United States International Trade Commission  
Washington, DC 20436**

## FOREWORD

This report contains the annual update of data originally published in USITC Publication 1131, *The Multifiber Arrangement, 1973 to 1980*, March 1981.

During 1990 the United States had bilateral agreements or quotas with more than 40 countries and special "quota exemption" agreements with two U.S. insular areas (Guam and the Northern Mariana Islands). Data on U.S. imports of textiles and apparel from these and other selected countries are presented in this report for 1987-90. The data are by country and in terms of the product categories currently used to administer the U.S. trade agreements program under the Multifiber Arrangement (MFA).

The MFA is an agreement among most of the major textile exporting and importing countries. It allows signatories to place quantitative restraints, or quotas, on textile imports to prevent market disruption. Established under the aegis of the General Agreement on Tariffs and Trade (GATT) in 1974, the MFA was extended in 1986, for a third time, through July 31, 1991. The MFA initially covered trade in cotton, wool, and manmade-fiber goods. Its product coverage was expanded in 1986 to products of other vegetable fibers and silk blends. The MFA's future is being considered in the Uruguay Round of multilateral trade negotiations, with a stated goal of eventually integrating the sector into the GATT. Detailed information on the history of the MFA is contained in USITC Publication 1693, *The Multifiber Arrangement, 1980-84*, published in May 1985.





## HIGHLIGHTS

**U.S. imports.**-Imports of MFA products were up only slightly in 1990, rising by less than 1 percent over 1989 to nearly 12.2 billion square meter equivalents (SME), valued at \$28 billion (table 9). The growth of these imports has slowed considerably in recent years, averaging 6 percent annually during 1985-90 versus 17 percent in 1980-85.

The small growth in imports during 1990 stemmed partly from a weak U.S. market. U.S. consumer spending on apparel fell for the first time in at least 5 years, sagging 0.3 percent in real terms. Real spending on semidurable home furnishings like bedding fell by 0.4 percent. Soft consumer demand also hurt the domestic industry, whose shipments of textiles and apparel fell by roughly 6 percent in 1990.

**Products.**-Imports of apparel, which accounted for nearly 80 percent of the imports by value in 1990, moved somewhat lower following a surge in 1989 (table 3). The decline marked the second time in 3 years that these imports have fallen, although they remained above the 6 billion SME level first reached in 1989. Yarn imports also fell in 1990, for the 4th consecutive year, to just under 1 billion SME, its lowest since 1983.

Import growth in 1990 was recorded in fabric and in miscellaneous and made-up textiles such as home furnishings. After rebounding sharply in 1989 from the depressed 1988 level, fabric imports rose moderately in 1990 and, for the first time, exceeded 3 billion SME. The growth was concentrated in manmade-fiber fabric, the major cloth import the past 2 years. Imports in the made-up and miscellaneous sector rose slightly, to 2 billion SME.

**Major development.**-The most striking import development in 1990 was the big drop in shipments of sweaters (sec. B). These imports fell by more than 20 percent in volume and value, or by \$573 million, from the 1989 level. The decline stemmed from a soft sweater market, supplied mainly by imports, and a shift in fashion to other knit goods. The market was also responding to the antidumping investigations being conducted by the U.S. Government on sweaters from Hong Kong, Taiwan, and Korea (the "Big Three").<sup>1</sup> Sweater imports from the Big Three fell substantially, by 41 percent in 1990, with their share of the imports sliding 10 percentage points to 44 percent.

<sup>1</sup> In September 1990, the U.S. Department of Commerce announced the issuance of antidumping orders on imports of manmade-fiber sweaters from the Big Three. For a more detailed discussion of conditions in the sweater market, see U.S. International Trade Commission, *U.S. Trade Shifts in Selected Commodity Areas: January-June 1990*, USITC publication 2341, December 1990, p. 4-4.


The decline was concentrated in manmade-fiber sweaters, the major item covered by the dumping cases, and also sweaters of silk blends, linen, and ramie, which have enjoyed unprecedented popularity in recent years.

**Import sources.**-Most of the leading sources showed little or no growth in their shipments during 1990 (table 9). Imports from China, the largest volume supplier since 1987, edged up 1 percent to 1.7 billion SME, following a decade of rapid growth. Imports from the Big Three resumed their decline in 1990, falling 5 percent to 3.2 billion SME, owing to a big decrease in shipments from Taiwan and Korea. As a result, the Big Three's share of the import market continued to shrink, dropping by almost 2 percentage points to 26 percent. Imports from the European Community also resumed their decline in 1990, falling by 6 percent, to just under 1.1 billion SME.

The ongoing shift in trade to new and smaller suppliers continued into 1990, as importers search for alternatives to the major suppliers for low-cost production with fewer quota restrictions. The Philippines, Bangladesh, Sri Lanka, and Pakistan posted significant growth in their shipments, as did Canada, whose shipments have grown rapidly since the bilateral free trade agreement (FTA) went into effect in 1988. Canada now ranks as the fifth largest volume supplier, although it is a distant fifteenth in terms of value. Canada's shipments, unlike those from most other sources, are concentrated in intermediate goods like fabric rather than higher valued finished goods such as apparel.

Mexico, with whom the United States is considering entering into FTA negotiations, continued to show little growth in its shipments, despite the recent liberalization of its quotas. Similarly, the buildup in imports from the Caribbean Basin following quota liberalization in 1986 again slowed, rising by 7 percent, the smallest increase in several years. Trade with Mexico and the Caribbean nations mainly involved the assembly of U.S. components into finished garments.

**Bilateral agreements.**-The United States had import-restraint agreements or quotas with more than 40 countries during 1990 (table 1). These countries supplied about 80 percent of the MFA-covered imports that year.



# CONTENTS

	<i>Page</i>
Foreword .....	i
Highlights .....	iii
 <b>Section A. Overview data</b>	
<b>Tables</b>	
1. Countries with U.S. textile and apparel agreements or quotas in effect as of April 15, 1991 .....	A-1
2. Cotton, wool, and manmade fibers consumed in textiles: U.S. mill consumption, exports, imports, and apparent consumption, 1978-90 .....	A-3
3. Textiles: U.S. imports, by types and by fibers, 1978-90 .....	A-4
4. Cotton or manmade-fiber textiles: U.S. general imports, in terms of category units of quantity, by MFA categories, 1986-90 .....	A-5
5. Cotton textiles: U.S. general imports, in terms of category units of quantity, by MFA categories, 1986-90 .....	A-6
6. Wool textiles: U.S. general imports, in terms of category units of quantity, by MFA categories, 1986-90 .....	A-7
7. Manmade-fiber textiles: U.S. general imports, in terms of category units of quantity, by MFA categories, 1986-90 .....	A-8
8. Silk blend, linen, and ramie textiles: U.S. general imports, in terms of category units of quantity, by MFA categories, 1986-90 .....	A-10
9. U.S. general imports, by leading suppliers and by products covered by the MFA, 1986-90 .....	A-11
10. All textile categories: U.S. general imports, by areas and by leading suppliers, 1986-90 .....	A-13
11. Cotton textiles: U.S. general imports by areas and by leading suppliers, 1986-90 .....	A-15
12. Wool textiles: U.S. general imports, by areas and by leading suppliers, 1986-90 .....	A-17
13. Manmade-fiber textiles: U.S. general imports, by areas and by leading suppliers, 1986-90 .....	A-19
14. Silk blend, linen, and ramie textiles: U.S. general imports, by areas and by leading suppliers, 1986-90 .....	A-21
 <b>Section B. U.S. general imports from selected country groups, by MFA categories, 1987-90</b>	
<b>Tables:</b>	
All Countries .....	B-1
Caribbean Basin .....	B-4
European Community .....	B-7
 <b>Section C. U.S. general imports from selected countries, by MFA categories, 1987-90</b>	
<b>Tables:</b>	
Argentina .....	C-1
Australia .....	C-4
Austria .....	C-7
Bangladesh .....	C-10
Belgium .....	C-12
Brazil .....	C-15
Bulgaria .....	C-18
Burma .....	C-19
Canada .....	C-20
Chile .....	C-23

## CONTENTS-Continued

Page

### Section C. U.S. general imports from selected countries, by MFA categories, 1987-90-Continued

#### Tables-Continued:

China .....	C-25
Colombia .....	C-28
Costa Rica .....	C-31
Czechoslovakia .....	C-33
Denmark .....	C-34
Dominican Republic .....	C-37
East Germany .....	C-39
Egypt .....	C-41
El Salvador .....	C-43
Finland .....	C-45
France .....	C-48
Greece .....	C-51
Guatemala .....	C-54
Haiti .....	C-57
Honduras .....	C-59
Hong Kong .....	C-61
Hungary .....	C-64
India .....	C-67
Indonesia .....	C-70
Ireland .....	C-73
Israel .....	C-76
Italy .....	C-79
Jamaica .....	C-82
Japan .....	C-84
Korea .....	C-87
Luxembourg .....	C-90
Macau .....	C-91
Malaysia .....	C-93
Maldives .....	C-96
Mauritius .....	C-97
Mexico .....	C-99
Nepal .....	C-102
Netherlands .....	C-104
New Zealand .....	C-107
Pakistan .....	C-109
Panama .....	C-112
Peru .....	C-114
Philippines .....	C-116
Poland .....	C-119
Portugal .....	C-121
Romania .....	C-124
Singapore .....	C-126
Spain .....	C-129
Sri Lanka .....	C-132
Switzerland .....	C-134
Taiwan .....	C-137
Thailand .....	C-140
Trinidad and Tobago .....	C-143
Turkey .....	C-144

## CONTENTS-Continued

Page

### Section C. U.S. general imports from selected countries, by MFA categories, 1987-90-Continued

#### Tables-Continued:

United Arab Emirates .....	C-147
United Kingdom .....	C-148
Uruguay .....	C-151
U.S.S.R .....	C-153
West Germany .....	C-155
Yugoslavia .....	C-158

Vertical text or artifacts along the right edge of the page, possibly a page number or margin note.

**SECTION A**  
**OVERVIEW DATA**






Table 1

Countries with U.S. textile and apparel agreements or quotas: U.S. general imports of textiles and apparel subject to the MFA, 1990, and expiration dates of agreements or quotas, as of April 15, 1991

Country	Imports (1,000 dollars)	Expiration date
Argentina*	47,366	03/31/92
Bangladesh*	438,305	01/31/93
Brazil* 1/	224,328	03/31/92
Burma 2/	9,229	12/31/90
China* 1/	3,526,287	12/31/91
Colombia* 2/	184,715	03/31/90
Costa Rica*	338,324	05/31/92
Czechoslovakia*	9,971	05/31/92
Dominican Republic*	723,259	05/31/92
Egypt* 1/	92,235	12/31/91
El Salvador*	70,274	12/31/92
Fiji	13,498	12/31/92
Guam 3/	4/	07/31/91
Guatemala*	205,653	12/31/92
Haiti	167,081	12/31/93
Hong Kong* 1/	3,797,961	12/31/91
Hungary*	51,382	12/31/91
India* 1/	792,569	12/31/91
Indonesia* 1/	695,672	06/30/92
Jamaica*	238,375	12/31/92
Korea* 1/	2,717,597	12/31/91
Macau* 1/	421,058	12/31/91
Malaysia* 1/	514,226	12/31/91
Mauritius 1/	123,430	09/30/92
Mexico* 1/	678,422	12/31/91
Nepal	47,444	12/31/93
Nigeria	5,568	12/31/92
Northern Mariana Islands 3/	4/	10/31/91
Pakistan* 1/	427,600	12/31/91
Panama 2/	62,955	03/31/90
Peru* 1/	77,886	12/31/91
Philippines* 1/	1,096,276	12/31/91
Poland* 1/	66,980	12/31/92
Singapore* 1/	629,625	12/31/95
Sri Lanka*	437,129	06/30/92
Taiwan 1/	2,978,041	12/31/95
Thailand*	593,897	5/
Trinidad and Tobago	1,413	12/31/91
Turkey* 1/	351,014	12/31/93
United Arab Emirates	92,270	12/31/93
Uruguay*	53,974	06/30/91
U.S.S.R.	8,785	12/31/92
Yugoslavia*	80,852	12/31/92

See footnotes on the following page.

\*Signatory to the MFA Protocol that went into effect on 8/01/86.

- 1/ The agreement with this country includes group, or aggregate, limits.
- 2/ The agreement with this country has not been renewed, as of 04/15/91.
- 3/ The agreements with Guam, a U.S. territory, and the Northern Mariana Islands, a U.S. commonwealth, are "quota exceptions" for sweaters classified as products of foreign countries, but assembled in these insular areas. In general, quota-free entry is allowed for a specified number of sweaters provided that at least 40 percent of the assembly workers were citizens or nationals of certain areas or the United States. Imports in excess of the specified amounts are charged to quotas established for the country of origin, usually the country where the sweater parts were knitted.
- 4/ Not applicable.
- 5/ No new agreement has been signed with Thailand, as of 04/15/91, to replace the three that expired on 12/31/88. Since the expiration, certain imports from Thailand have been subject to unilateral restraints.

Source: Office of the United States Trade Representative, Office of the Chief Textile Negotiator; U.S. Department of State, Bureau of Economic and Business Affairs, Textiles Division; and U.S. Department of Commerce, International Agreements Division, Office of Textiles and Apparel.

Table 2

Cotton, wool, and manmade fibers consumed in textiles: U.S. mill consumption, exports, imports, and apparent consumption, 1978-90

Year	Mill consumption				Exports				Imports				Apparent consumption				Ratio of imports to consumption (total) Percent
	Cotton	Wool	Manmade fiber 1/	Total	Cotton	Wool	Manmade fiber	Total	Cotton	Wool	Manmade fiber	Total	Cotton	Wool	Manmade fiber	Total	
-----Million kilograms-----																	
1978.....	1,379	52	4,189	5,621	161	6	200	368	383	58	292	733	1,601	104	4,281	5,986	12.2
1979.....	1,396	50	4,348	5,794	217	7	271	494	338	50	238	626	1,517	93	4,315	5,925	10.6
1980.....	1,376	56	3,962	5,393	237	11	350	598	368	47	245	660	1,506	92	3,857	5,454	12.1
1981.....	1,232	63	3,944	5,238	166	5	289	461	436	52	290	778	1,502	110	3,945	5,556	14.0
1982.....	1,129	53	3,073	4,254	115	5	199	319	407	51	317	774	1,421	98	3,191	4,709	16.4
1983.....	1,274	63	3,707	5,044	100	9	209	318	508	68	403	980	1,682	121	3,902	5,705	17.2
1984.....	1,232	64	3,613	4,910	93	9	221	320	656	95	506	1,257	1,795	154	3,898	5,847	21.4
1985.....	1,276	53	3,731	5,060	97	8	204	308	728	120	605	1,453	1,907	165	4,133	6,205	23.4
1986.....	1,477	62	3,924	5,464	125	7	235	367	855	125	772	1,764	2,221	180	4,461	6,861	25.7
1987.....	1,716	65	4,104	5,885	135	10	268	414	1,059	125	818	2,002	2,640	180	4,654	7,474	26.8
1988.....	1,580	60	4,181	5,821	148	14	309	471	962	113	798	1,873	2,394	159	4,670	7,223	25.9
1989.....	1,821	57	4,133	6,011	182	16	257	455	999	71	721	1,791	2,638	112	4,597	7,347	24.4
1990.....	1,841	57	4,029	5,927	2/	2/	2/	2/	2/	2/	2/	2/	2/	2/	2/	2/	2/

1/ Beginning in 1982, consumption of non-textile glass fiber (such as that used in insulation and other building materials) is not included. The quantity of such fiber has been sharply increasing in recent years, amounting to about 1.0 billion pounds per year.

2/ Not available.

Source: Compiled from official statistics of the U.S. Department of Agriculture.

Note.--Because of rounding, figures may not add to the totals shown.

Table 3  
Textiles: U.S. imports, by types and by fibers, 1978-90

(In millions of square meters)

Year	Yarns					Fabrics				
	Cotton	Wool	Manmade fiber	Other 1/	Total	Cotton	Wool	Manmade fiber	Other 1/	Total
1978.....	102	8	703	-	813	770	22	430	-	1,224
1979.....	40	5	321	-	367	582	18	334	-	933
1980.....	63	6	249	-	318	596	15	405	-	1,017
1981.....	79	7	284	-	371	902	20	504	-	1,426
1982.....	92	12	309	-	414	695	23	518	-	1,236
1983.....	138	13	574	-	725	891	28	644	-	1,563
1984.....	182	27	860	-	1,069	1,278	42	819	-	2,139
1985.....	186	22	897	-	1,104	1,155	40	896	-	2,091
1986.....	368	21	1,199	1	1,589	1,474	35	1,383	11	2,903
1987.....	441	23	1,087	3	1,555	1,639	37	1,066	23	2,765
1988.....	307	21	1,001	3	1,332	1,197	36	1,144	22	2,399
1989.....	337	18	766	8	1,128	1,439	31	1,491	24	2,990
1990.....	276	16	662	6	960	1,458	29	1,652	24	3,163

Year	Apparel					Made-up and miscellaneous textiles				
	Cotton	Wool	Manmade fiber	Other 1/	Total	Cotton	Wool	Manmade fiber	Other 1/	Total
1978.....	788	82	1,560	-	2,430	191	9	132	-	333
1979.....	782	70	1,382	-	2,234	179	9	157	-	345
1980.....	839	79	1,494	-	2,412	181	8	148	-	337
1981.....	937	77	1,609	-	2,623	234	10	155	-	400
1982.....	994	79	1,755	-	2,828	265	8	211	-	484
1983.....	1,164	102	1,975	-	3,241	314	11	588	-	913
1984.....	1,449	132	2,363	-	3,944	485	16	2/ 845	-	1,346
1985.....	1,606	140	2,533	-	4,278	608	18	2/ 957	-	1,582
1986.....	1,856	151	2,844	173	5,024	656	17	2/ 719	30	1,422
1987.....	2,114	136	2,812	399	5,461	725	16	2/ 861	101	1,703
1988.....	2,159	127	2,708	286	5,280	769	12	2/ 868	83	1,732
1989.....	2,442	112	3,090	403	6,048	904	14	2/ 977	83	1,978
1990.....	2,550	104	3,012	341	6,007	946	14	2/ 1,021	77	2,058

Year	Total				
	Cotton	Wool	Manmade fiber	Other 1/	Total
1978.....	1,851	120	2,825	-	4,798
1979.....	1,584	102	2,193	-	3,880
1980.....	1,680	108	2,297	-	4,084
1981.....	2,153	114	2,553	-	4,820
1982.....	2,046	122	2,794	-	4,962
1983.....	2,508	154	3,781	-	6,443
1984.....	3,346	217	4,888	-	8,498
1985.....	3,554	219	5,283	-	9,057
1986.....	4,355	224	6,145	215	10,939
1987.....	4,920	212	5,827	527	11,486
1988.....	4,433	196	5,721	394	10,744
1989.....	5,122	175	6,330	517	12,144
1990.....	5,231	163	6,347	449	12,190

1/ Consists of silk blends and miscellaneous vegetable fibers, which were added to the MFA product coverage effective August 1986. Data for 1986 are for August-December 1986.

2/ Includes flat goods, handbags, and luggage of manmade fiber.

Source: Compiled from official statistics of the U.S. Department of Commerce.

Note.--Because of rounding, figures may not add up to the totals shown.

Table 4

Cotton or manmade-fiber textiles: U.S. general imports, in terms of category units of quantity, by MFA categories, 1986-90

Category	Description	1986	1987	1988	1989	1990
200	Yarn for retail sale and sewing thread.....1,000 kg..	6,909	4,945	4,403	5,403	5,963
201	Specialty yarns.....do....	6,306	6,888	5,864	7,602	8,232
218	Fabrics of yarn of different colors.....1,000 sm..	84,512	80,539	61,395	84,765	84,496
219	Duck fabric.....do....	73,972	108,801	92,051	70,962	75,325
220	Fabric of special weave.....do....	90,209	90,764	75,158	65,030	73,772
222	Knit fabric.....1,000 kg..	4,764	5,838	6,825	10,547	12,261
223	Non-woven fabrics.....do....	16,807	3,866	4,832	26,619	32,155
224	Pile & tufted fabrics.....1,000 sm..	12,014	12,075	12,388	18,806	25,914
225	Blue denim fabrics.....do....	12,576	32,448	21,627	56,700	39,377
226	Cheesecloth, batistes, lawns, voiles.....do....	70,964	42,806	49,836	43,937	53,668
227	Oxford cloth.....do....	9,567	7,660	5,781	4,096	4,953
229	Special purpose fabric.....1,000 kg..	19,757	26,844	32,889	28,154	31,370
237	Playsuits, sunsuits, etc.....1,000 doz..	5,778	4,892	4,356	3,835	4,909
239	Babies' garments and clothing accessories.....1,000 kg..	10,501	12,037	12,204	21,225	26,044

Source: Compiled from official statistics of the U.S. Department of Commerce.

Table 5

Cotton textiles: U.S. general imports, in terms of category units of quantity, by MFA categories, 1986-90

Category	Description	1986	1987	1988	1989	1990
300	Carded yarn.....1,000 kg..	24,594	40,330	21,604	26,084	21,404
301	Combed yarn.....do....	17,812	10,865	13,741	12,503	9,815
313	Sheeting.....1,000 sm..	380,593	496,694	290,193	394,676	348,811
314	Poplin and broadcloth.....do....	232,219	198,021	160,727	188,906	202,664
315	Printcloth.....do....	343,127	312,450	186,484	277,692	324,842
317	Twills.....do....	128,791	165,638	121,209	124,657	133,206
326	Sateens.....do....	44,818	48,380	45,297	47,461	45,166
330	Handkerchiefs.....1,000 dozen..	3,822	4,329	4,760	3,911	3,466
331	Gloves.....1,000 doz prs..	15,731	17,151	19,461	19,243	20,432
332	Hosiery.....do....	1,502	1,010	1,375	1,633	1,998
333	Suit-type coats, men's and boys'.....1,000 dozen..	281	179	125	95	85
334	Other coats, men's and boys'.....do....	1,453	1,767	1,810	1,513	1,572
335	Coats, women's and girls'.....do....	2,340	2,588	2,107	1,921	2,062
336	Dresses.....do....	1,741	2,110	2,334	2,476	2,720
338	Knit shirts, men's and boys'.....do....	11,969	14,419	13,925	16,885	17,067
339	Knit shirts and blouses, women's and girls'.....do....	13,569	16,740	17,907	20,212	22,316
340	Shirts, not knit, men's and boys'.....do....	11,906	13,960	14,339	15,244	14,893
341	Blouses, not knit, women's and girls'.....do....	13,339	13,685	11,233	11,556	10,562
342	Skirts.....do....	3,204	5,254	4,237	3,371	3,487
345	Sweaters.....do....	2,027	2,128	2,033	2,227	2,001
347	Trousers, men's and boys'.....do....	10,330	13,374	13,924	16,434	17,945
348	Trousers, women's and girls'.....do....	15,184	15,758	17,052	20,714	19,911
349	Brassieres.....do....	737	625	554	861	1,038
350	Dressing gowns.....do....	782	782	817	1,053	1,082
351	Nightwear.....do....	2,901	2,824	3,042	3,878	4,298
352	Underwear.....do....	11,446	13,754	17,466	23,050	26,217
353	Down filled coats, men's and boys'.....do....	46	66	77	92	81
354	Down filled coats, women's and girls'.....do....	46	80	67	58	68
359	Other apparel.....1,000 kg..	20,202	24,430	25,444	30,822	30,749
360	Pillowcases.....1,000 numbers..	13,823	12,880	12,477	17,915	18,793
361	Sheets.....do....	12,346	12,636	12,849	18,033	20,638
362	Bedspreads and quilts.....do....	1,651	1,592	2,472	5,189	5,064
363	Terry and other pile towels.....do....	129,493	132,411	138,358	148,151	151,991
369	Other manufactures.....1,000 kg..	60,846	68,763	73,023	82,925	86,129

Source: Compiled from official statistics of the U.S. Department of Commerce.

Table 6

Wool textiles: U.S. general imports, in terms of category units of quantity, by MFA categories, 1986-90

Category	Description	1986	1987	1988	1989	1990
400	Wool yarn.....1,000 kg..	5,772	6,353	5,679	4,796	4,313
410	Woven fabrics.....1,000 sm..	28,602	30,595	31,071	25,168	23,292
414	Other wool fabrics.....1,000 kg..	2,257	2,130	1,841	2,111	1,986
431	Gloves and mittens.....1,000 doz prs..	530	540	348	391	334
432	Hosiery.....do....	280	275	265	195	177
433	Suit-type coats, men's and boys'.....1,000 doz..	172	221	211	136	125
434	Other coats, men's and boys'.....do....	184	162	128	109	114
435	Coats, women's and girls'.....do....	467	487	441	421	467
436	Dresses.....do....	194	134	116	142	134
438	Knit shirts and blouses.....do....	841	736	762	611	527
439	Babies' garments and clothing accessories.....1,000 kg..	0	0	0	14	25
440	Shirts and blouses, not knit.....do....	256	216	193	110	98
442	Skirts.....do....	700	559	430	393	402
443	Suits, men's and boys'.....1,000 nos..	2,307	1,990	2,001	2,706	2,339
444	Suits, women's and girls'.....do....	1,532	580	452	693	681
445	Sweaters, men's and boys'.....1,000 doz..	1,532	1,358	1,031	845	634
446	Sweaters, women's and girls'.....do....	1,939	1,827	1,871	1,639	1,586
447	Trousers, men's and boys'.....do....	332	403	444	329	249
448	Trousers, women's and girls'.....do....	372	299	339	326	328
459	Other apparel.....1,000 kg..	3,431	3,241	3,283	2,143	1,454
464	Blankets.....do....	262	215	220	154	311
465	Floor coverings.....1,000 sm..	15,175	12,899	10,191	13,161	11,320
469	Other manufactures.....1,000 kg..	855	1,046	760	254	483

Source: Compiled from official statistics of the U.S. Department of Commerce.

Table 7

Manmade-fiber textiles: U.S. general imports, in terms of category units of quantity, by MFA categories, 1986-90

Category	Description	1986	1987	1988	1989	1990
600	Textured filament yarn .....1,000 kg..	38,125	33,333	29,434	25,966	28,773
603	Yarn 85% artificial staple .....do....	854	700	370	437	1,801
604	Yarn 85% synthetic staple .....do....	21,878	17,484	10,408	12,914	8,262
606	Non-textured filament.....do....	32,836	29,042	30,146	17,895	15,225
607	Other staple fiber yarn.....do....	6,810	12,787	10,119	9,187	1,978
611	Woven fabric containing 85% art staple.....1,000 sm..	61,420	44,545	52,959	67,738	101,872
613	Sheeting .....do....	29,378	18,489	22,049	18,874	16,707
614	Poplin and broadcloth .....do....	44,642	41,309	32,218	61,733	48,635
615	Printcloth.....do....	89,967	24,778	26,845	26,528	41,127
617	Twills and sateens.....do....	21,134	31,595	29,585	23,597	28,513
618	Woven cellulosic filament.....do....	14,860	13,442	14,594	22,292	16,745
619	Polyester filament fabric.....do....	268,496	229,256	229,491	214,445	204,576
620	Other non-cellulosic filament.....do....	64,301	60,094	56,534	87,257	73,945
621	Impression fabric.....do....	2,767	753	506	233	537
622	Glass fiber fabric.....do....	20,610	16,979	18,352	32,859	31,462
624	Woven fabric.....do....	70,333	46,768	50,151	40,327	24,340
625	Poplin and broadcloth .....do....	26,948	27,165	32,063	35,559	46,960
626	Printcloth staple filament.....do....	11,836	6,937	5,246	9,202	6,336
627	Sheeting staple filament.....do....	2,773	3,159	4,205	2,321	1,319
628	Twills and sateens staple filament.....do....	13,274	10,866	11,861	4,410	3,996
629	Other staple filament.....do....	30,331	31,221	24,995	21,520	16,079
630	Handkerchiefs.....1,000 doz..	992	1,048	1,489	1,747	1,442
631	Gloves.....1,000 doz prs..	10,545	9,813	9,687	10,804	10,096
632	Hosiery.....do....	10,422	10,634	10,512	11,509	12,385
633	Suit-type coats, men's and boys'.....1,000 doz..	355	398	425	356	294
634	Other coats, men's and boys'.....do....	3,346	3,397	3,570	3,699	4,234
635	Coats, women's and girls'.....do....	4,944	4,335	4,644	4,021	5,489
636	Dresses.....do....	3,094	3,114	3,159	3,415	3,490
638	Knit shirts, men's and boys'.....do....	11,577	10,655	8,723	11,510	10,788
639	Knit shirts and blouses, women's and girls'.....do....	20,390	20,033	16,279	23,643	23,405
640	Shirts, not knit, men's and boys'.....do....	13,740	13,063	11,366	11,393	10,101
641	Blouses, not knit, women's and girls'.....do....	11,455	9,020	9,282	10,132	10,831
642	Skirts.....do....	2,791	3,340	2,975	3,025	3,059
643	Suits, men's and boys'.....1,000 nos..	2,512	1,979	2,191	2,483	1,883
644	Suits, women's and girls'.....do....	6,498	2,757	2,923	3,818	3,158
645	Sweaters, men's and boys'.....1,000 doz..	2,701	3,103	3,266	4,191	3,061
646	Sweaters, women's and girls'.....do....	9,767	9,020	7,327	7,338	3,529
647	Trousers, men's and boys'.....do....	9,435	10,315	9,736	11,080	10,356
648	Trousers, women's and girls'.....do....	12,301	11,234	11,029	13,203	14,230
649	Brassieres.....do....	14,226	15,724	17,636	17,473	16,740
650	Dressing gowns.....do....	469	560	712	1,020	839



Table 7--Continued

Manmade-fiber textiles: U.S. general imports, in terms of category units of quantity, by MFA categories, 1986-90

Cate- gory	Description	1986	1987	1988	1989	1990
651	Nightwear.....1,000 dz..	2,318	2,536	2,728	3,411	3,428
652	Underwear.....do....	11,236	11,700	13,136	14,507	16,148
653	Down-filled coats, men's and boys'.....do....	171	149	168	266	247
654	Down-filled coats, women's and girls'.....do....	112	105	120	121	156
659	Other apparel.....1,000 kg..	24,554	26,082	26,878	31,036	31,572
665	Floor coverings.....1,000 sm..	13,947	13,399	13,755	28,255	20,452
666	Other furnishings.....1,000 kg..	19,658	19,848	19,115	25,159	21,607
669	Other manufactures.....do....	10,416	20,360	23,534	22,100	29,066
670	Handbags, luggage, and flat goods.....do....	74,368	73,544	65,765	72,473	73,148

Source: Compiled from official statistics of the U.S. Department of Commerce.

Table 8

Silk blend, linen, and ramie textiles: U.S. general imports, in terms of category units of quantity, by MFA categories, 1986-90

Category	Description	1986 1/	1987	1988	1989	1990
800	Yarns.....1,000 kg..	165	374	352	959	731
810	Woven fabrics.....1,000 sm..	10,794	23,388	21,694	23,551	24,405
831	Gloves.....1,000 doz prs..	39	215	141	317	256
832	Hosiery.....do....	34	23	20	17	11
833	Suit-type coats, men's and boys'.....1,000 doz..	21	33	36	40	32
834	Other coats, men's and boys'.....do....	7	18	20	18	13
835	Coats, women's and girls'.....do....	110	231	225	234	222
836	Dresses.....do....	62	174	163	356	214
838	Knit shirts.....do....	22	118	259	186	71
839	Babies' garments and clothing accessories.....1,000 kg..	0	0	0	80	12
840	Shirts, not knit.....1,000 doz..	282	892	949	913	700
842	Skirts.....do....	233	612	427	415	384
843	Suits, men's and boys'.....1,000 numbers..	3	163	94	77	64
844	Suits, women's and girls'.....do....	161	511	930	706	1,566
845	Sweaters, other vegetable fibers.....1,000 doz..	4,185	8,947	5,592	8,930	7,488
846	Sweaters, silk blends.....do....	386	1,256	844	511	376
847	Trousers.....do....	513	2,080	1,861	3,059	2,826
850	Dressing gowns.....do....	10	11	7	3	1
851	Nightwear.....do....	6	9	6	2	1
852	Underwear.....do....	135	64	52	10	5
858	Neckties.....1,000 kg..	271	80	58	22	22
859	Other apparel, n.e.s.....do....	910	560	1,050	1,195	1,093
863	Towels.....1,000 numbers..	231	875	3,548	24,071	6,927
870	Luggage.....1,000 kg..	3,514	11,616	8,709	12,036	12,846
871	Handbags and flat goods.....do....	648	1,405	1,369	1,127	877
899	Other, n.e.s.....do....	1,300	4,795	4,082	2,145	2,145

1/ Represents imports from August, when data were first collected, through December.

Source: Compiled from official statistics of the U.S. Department of Commerce.

Table 9  
U.S. general imports by LEADING SUPPLIERS and by products covered by the MFA, 1/ 1986-90

Source and fiber	1986	1987	1988	1989	1990	1986	1987	1988	1989	1990
	---Millions of equivalent square meters---					-----Millions of dollars-----				
<b>ALL COUNTRIES :</b>										
Cotton Categories	4,354	4,914	4,426	5,122	5,231	7,542	9,586	9,559	11,034	12,011
Wool Categories	225	214	198	175	163	2,373	2,508	2,514	2,463	2,362
Manmade-fiber Categories	6,145	5,836	5,728	6,330	6,346	9,097	9,949	10,209	11,619	12,003
<u>Silk Blend, Linen, and Ramie 2/</u>	214	528	395	517	449	655	1,616	1,258	1,632	1,550
<b>Total</b>	<b>10,937</b>	<b>11,491</b>	<b>10,746</b>	<b>12,144</b>	<b>12,188</b>	<b>19,668</b>	<b>23,659</b>	<b>23,539</b>	<b>26,749</b>	<b>27,926</b>
<b>HONG KONG :</b>										
Cotton Categories	600	607	531	568	569	1,637	1,961	1,833	2,051	2,101
Wool Categories	37	34	35	30	30	385	396	411	417	415
Manmade-fiber Categories	308	274	274	290	312	744	823	824	918	999
<u>Silk Blend, Linen, and Ramie 2/</u>	41	100	57	68	61	163	392	279	299	282
<b>Total</b>	<b>987</b>	<b>1,015</b>	<b>897</b>	<b>957</b>	<b>971</b>	<b>2,929</b>	<b>3,571</b>	<b>3,348</b>	<b>3,686</b>	<b>3,798</b>
<b>CHINA :</b>										
Cotton Categories	821	735	717	884	917	923	981	856	1,138	1,364
Wool Categories	15	14	12	11	10	198	191	207	222	199
Manmade-fiber Categories	503	551	482	545	551	748	768	805	1,050	1,279
<u>Silk Blend, Linen, and Ramie 2/</u>	61	152	131	233	214	182	446	379	669	683
<b>Total</b>	<b>1,400</b>	<b>1,452</b>	<b>1,342</b>	<b>1,672</b>	<b>1,692</b>	<b>2,051</b>	<b>2,385</b>	<b>2,247</b>	<b>3,079</b>	<b>3,526</b>
<b>TAIWAN :</b>										
Cotton Categories	412	386	283	378	383	608	742	652	792	809
Wool Categories	7	6	5	4	4	48	50	48	40	45
Manmade-fiber Categories	1,001	913	846	977	861	2,155	2,406	2,227	2,355	2,088
<u>Silk Blend, Linen, and Ramie 2/</u>	16	36	25	19	14	41	109	65	55	35
<b>Total</b>	<b>1,435</b>	<b>1,342</b>	<b>1,159</b>	<b>1,378</b>	<b>1,262</b>	<b>2,853</b>	<b>3,307</b>	<b>2,992</b>	<b>3,242</b>	<b>2,978</b>
<b>KOREA :</b>										
Cotton Categories	215	196	158	173	178	316	383	346	449	461
Wool Categories	16	17	16	12	12	118	138	149	146	141
Manmade-fiber Categories	823	802	771	796	730	1,634	1,875	1,964	2,083	1,911
<u>Silk Blend, Linen, and Ramie 2/</u>	58	114	68	76	56	144	333	233	261	204
<b>Total</b>	<b>1,112</b>	<b>1,130</b>	<b>1,013</b>	<b>1,058</b>	<b>977</b>	<b>2,212</b>	<b>2,728</b>	<b>2,692</b>	<b>2,939</b>	<b>2,718</b>
<b>PHILIPPINES :</b>										
Cotton Categories	74	96	110	121	164	179	280	333	394	502
Wool Categories	1	1	1	1	1	8	11	13	12	9
Manmade-fiber Categories	163	168	186	222	260	257	306	363	458	546
<u>Silk Blend, Linen, and Ramie 2/</u>	4	15	11	16	14	6	23	23	34	40
<b>Total</b>	<b>243</b>	<b>280</b>	<b>308</b>	<b>361</b>	<b>438</b>	<b>450</b>	<b>621</b>	<b>733</b>	<b>898</b>	<b>1,096</b>
<b>ITALY :</b>										
Cotton Categories	42	46	37	31	28	241	272	213	207	235
Wool Categories	32	26	23	22	18	431	459	489	450	433
Manmade-fiber Categories	332	244	181	170	119	330	299	340	347	299
<u>Silk Blend, Linen, and Ramie 2/</u>	3	6	5	6	4	34	88	75	64	69
<b>Total</b>	<b>410</b>	<b>322</b>	<b>246</b>	<b>230</b>	<b>169</b>	<b>1,036</b>	<b>1,118</b>	<b>1,118</b>	<b>1,068</b>	<b>1,037</b>

Table 9--Continued  
U.S. general imports by LEADING SUPPLIERS and by products covered by the MFA, 1/ 1986-90

Source and fiber	1986	1987	1988	1989	1990	1986	1987	1988	1989	1990
	----Millions of equivalent square meters----					-----Millions of dollars-----				
<b>INDIA :</b>										
Cotton Categories	220	344	308	307	332	311	448	462	458	486
Wool Categories	3	3	2	3	2	93	96	91	99	86
Manmade-fiber Categories	24	32	53	65	56	70	93	135	184	218
<u>Silk Blend, Linen, and Ramie 2/</u>	2	2	0	2	2	14	6	1	1	2
Total	248	381	364	377	392	487	643	689	743	793
<b>DOMINICAN REPUBLIC :</b>										
Cotton Categories	60	79	98	117	129	137	198	272	323	368
Wool Categories	2	2	4	6	6	12	18	35	49	47
Manmade-fiber Categories	74	79	117	144	151	144	178	241	290	303
<u>Silk Blend, Linen, and Ramie 2/</u>	0	3	3	1	2	1	5	5	4	6
Total	135	163	223	269	288	295	398	553	667	723
<b>INDONESIA :</b>										
Cotton Categories	131	152	131	153	145	162	235	216	279	302
Wool Categories	0	1	0	0	0	1	2	1	3	5
Manmade-fiber Categories	119	127	121	170	160	153	197	223	344	372
<u>Silk Blend, Linen, and Ramie 2/</u>	0	1	4	4	5	0	3	12	14	16
Total	251	281	257	328	310	316	437	452	640	696
<b>MEXICO :</b>										
Cotton Categories	80	132	124	141	157	123	219	246	292	322
Wool Categories	1	1	2	1	2	9	13	18	15	15
Manmade-fiber Categories	228	282	283	283	284	225	261	298	337	339
<u>Silk Blend, Linen, and Ramie 2/</u>	3	17	14	7	10	1	3	2	2	2
Total	312	431	422	432	453	357	495	565	647	678
<b>SINGAPORE :</b>										
Cotton Categories	42	46	43	48	42	174	222	252	294	279
Wool Categories	0	1	0	0	0	3	4	2	4	3
Manmade-fiber Categories	118	105	105	127	120	211	247	272	327	338
<u>Silk Blend, Linen, and Ramie 2/</u>	0	1	1	1	2	0	3	5	6	9
Total	160	152	150	176	164	389	477	531	632	630
<b>JAPAN :</b>										
Cotton Categories	169	115	71	65	62	414	335	235	194	171
Wool Categories	10	9	6	4	4	83	84	78	55	44
Manmade-fiber Categories	487	366	279	285	233	663	528	436	432	377
<u>Silk Blend, Linen, and Ramie 2/</u>	1	9	4	1	1	6	14	7	7	4
Total	667	499	360	355	300	1,167	961	756	687	596

1/ Silk blend, linen, and ramie textiles were not covered by the MFA until August 1986.

2/ Data for 1986 represent imports from August 1986 through December 1986.

Source: Compiled from official statistics of the U.S. Department of Commerce.

Note.--Because of rounding, figures may not add up to totals shown. In the above figures, a period (.) indicates no data available. A zero (0) indicates less than \$500 or 500 equivalent square meters.

Table 10

ALL TEXTILE CATEGORIES: U.S. general imports by areas and by leading suppliers, 1986-90

Source	1986	1987	1988	1989	1990	1986	1987	1988	1989	1990
	-----Millions of equivalent square meters-----					-----Millions of dollars-----				
<b>WESTERN HEMISPHERE:</b>										
<b>CARIBBEAN BASIN COUNTRIES:</b>										
DOMINICAN REPUBLIC	135	163	223	269	288	295	398	553	667	723
COSTA RICA	109	122	137	119	139	153	192	262	332	388
JAMAICA	41	69	82	100	95	101	183	212	230	238
GUATEMALA	12	30	46	76	94	22	50	88	143	206
HAITI	94	108	117	117	102	126	157	170	175	167
HONDURAS	15	20	27	38	52	34	45	66	90	118
EL SALVADOR	36	41	42	45	58	25	38	52	57	70
PANAMA	12	15	12	15	20	29	44	37	51	63
S LUCIA	3	7	8	9	9	7	13	19	17	21
OTHER	27	26	27	20	14	45	47	48	36	28
<b>Total</b>	<b>483</b>	<b>601</b>	<b>723</b>	<b>808</b>	<b>869</b>	<b>836</b>	<b>1,167</b>	<b>1,507</b>	<b>1,799</b>	<b>2,022</b>
<b>OTHER WESTERN HEMISPHERE:</b>										
MEXICO	312	431	422	432	453	357	495	565	647	678
CANADA	323	407	512	644	773	224	301	360	427	483
BRAZIL	176	192	216	223	153	199	249	292	293	224
COLOMBIA	58	62	56	74	78	73	94	124	157	185
PERU	46	34	28	53	38	42	46	45	70	78
URUGUAY	10	11	10	9	8	51	62	64	76	54
CHILE	4	11	15	15	24	6	16	35	45	53
ARGENTINA	10	42	44	44	25	10	36	59	73	47
OTHER	12	22	16	24	26	10	19	27	43	42
<b>Total</b>	<b>951</b>	<b>1,213</b>	<b>1,321</b>	<b>1,518</b>	<b>1,577</b>	<b>972</b>	<b>1,318</b>	<b>1,570</b>	<b>1,830</b>	<b>1,844</b>
<b>EUROPE:</b>										
<b>EUROPEAN COMMUNITY:</b>										
ITALY	410	322	246	230	169	1,036	1,118	1,118	1,068	1,037
UNITED KINGDOM	173	172	171	104	104	394	425	436	400	401
FRANCE	115	98	85	84	94	345	333	318	309	347
WEST GERMANY	316	297	266	227	210	301	299	281	306	344
PORTUGAL	77	90	78	101	92	145	180	164	196	199
BELGIUM	.	0	0	78	82	.	0	0	143	152
GREECE	24	27	21	24	24	38	49	66	70	92
SPAIN	81	75	64	63	52	62	69	69	71	66
NETHERLANDS	82	50	65	71	62	65	58	63	63	63
IRELAND	13	13	15	22	11	48	56	47	52	53
LUXEMBOURG	.	0	0	141	169	.	0	0	42	51
OTHER	88	95	108	2	4	151	171	168	8	11
<b>Total</b>	<b>1,379</b>	<b>1,240</b>	<b>1,118</b>	<b>1,147</b>	<b>1,074</b>	<b>2,586</b>	<b>2,758</b>	<b>2,729</b>	<b>2,729</b>	<b>2,816</b>
<b>OTHER EUROPE:</b>										
TURKEY	157	202	141	181	147	190	270	248	361	351
YUGOSLAVIA	53	65	40	44	39	68	92	92	89	81
SWITZERLAND	22	30	18	18	13	78	88	78	65	68
POLAND	8	16	28	18	25	18	35	62	52	67
HUNGARY	15	39	40	40	28	36	61	65	65	51
AUSTRIA	24	22	9	11	15	41	37	32	30	32
ROMANIA	52	59	42	15	11	101	119	94	35	26

Table 10--Continued  
 ALL TEXTILE CATEGORIES: U.S. general imports by areas and by leading suppliers, 1986-90

Source	1986	1987	1988	1989	1990	1986	1987	1988	1989	1990
	-----Millions of equivalent square meters-----					-----Millions of dollars-----				
SWEDEN	17	32	36	6	7	13	17	20	16	21
OTHER	22	46	26	34	36	43	56	43	43	45
Total	370	510	380	367	321	589	775	734	756	742
ASIA AND OCEANIA:										
HONG KONG	987	1,015	897	957	971	2,929	3,571	3,348	3,686	3,798
CHINA	1,400	1,452	1,342	1,672	1,692	2,051	2,385	2,247	3,079	3,526
TAIWAN	1,435	1,342	1,159	1,378	1,262	2,853	3,307	2,992	3,242	2,978
KOREA	1,112	1,130	1,013	1,058	977	2,212	2,728	2,692	2,939	2,718
PHILIPPINES	243	280	308	361	438	450	621	733	898	1,096
INDIA	248	381	364	377	392	487	643	689	743	793
INDONESIA	251	281	257	328	310	316	437	452	640	696
SINGAPORE	160	152	150	176	164	389	477	531	632	630
JAPAN	667	499	360	355	300	1,167	961	756	687	596
THAILAND	229	262	265	363	347	272	396	404	529	594
MALAYSIA	162	164	152	172	183	272	340	386	463	514
BANGLADESH	93	154	144	180	220	154	277	262	328	438
SRI LANKA	124	143	127	128	160	265	345	341	362	437
PAKISTAN	308	246	312	374	435	228	282	315	379	428
MACAU	62	67	70	79	76	221	313	341	401	421
ISRAEL	60	68	66	85	97	81	103	100	142	185
ARAB EM	1	5	24	36	49	2	10	56	78	92
AUSTRALIA	6	5	8	12	25	16	23	28	34	48
NEPAL	12	10	15	16	17	30	29	43	45	47
OMAN	0	0	0	2	8	0	0	0	7	30
BAHRAIN	0	0	1	3	7	0	1	3	12	24
OTHER	15	21	30	22	42	104	138	56	58	102
Total	7,576	7,677	7,062	8,133	8,173	14,499	17,386	16,775	19,382	20,191
AFRICA:										
MAURITIUS	35	39	42	50	47	89	114	115	122	123
EGYPT	78	150	62	89	84	34	80	50	71	92
MOROC	4	6	6	6	9	10	14	19	17	28
LESOTHO	1	1	3	4	7	2	4	12	16	25
OTHER	61	55	29	22	27	50	45	28	25	41
Total	179	250	142	172	175	185	256	224	252	310
Grand Total	10,937	11,491	10,746	12,144	12,188	19,668	23,659	23,539	26,749	27,926

1/ Data for 1986 include imports of silk blends, linen, and ramie textiles, which were added to the MFA in August 1986.

Source: Compiled from official statistics of the U.S. Department of Commerce.

Note.--Because of rounding, figures may not add up to totals shown. In the above figures, a period (.) indicates no data available. A zero (0) indicates less than \$500 or 500 equivalent square meters.

Table 11  
COTTON TEXTILES: U.S. general imports by areas and by leading suppliers, 1986-90

Source	1986	1987	1988	1989	1990	1986	1987	1988	1989	1990
	-----Millions of equivalent square meters-----					-----Millions of dollars-----				
<b>WESTERN HEMISPHERE:</b>										
<b>CARIBBEAN BASIN COUNTRIES:</b>										
DOMINICAN REPUBLIC	60	79	98	117	129	137	198	272	323	368
COSTA RICA	23	31	43	57	69	68	92	137	178	202
GUATEMALA	10	26	35	61	73	18	39	68	108	148
JAMAICA	26	45	54	49	51	66	135	160	129	134
HONDURAS	10	11	16	24	35	16	23	32	51	79
HAITI	30	37	38	29	27	50	70	73	64	60
PANAMA	6	8	9	13	17	17	29	31	46	56
EL SALVADOR	34	35	35	34	41	17	24	31	32	46
OTHER	13	16	16	12	11	23	27	35	24	26
Total	211	287	345	395	451	412	636	838	954	1,119
<b>OTHER WESTERN HEMISPHERE:</b>										
MEXICO	80	132	124	141	157	123	219	246	292	322
BRAZIL	137	152	137	161	103	152	207	227	237	179
CANADA	29	47	43	46	54	45	82	91	84	105
COLOMBIA	45	52	41	54	55	33	54	64	89	99
PERU	44	33	27	52	36	35	40	39	63	72
CHILE	1	7	9	8	10	3	11	26	34	42
ARGENTINA	8	33	27	32	20	6	30	43	51	35
OTHER	6	22	15	19	16	15	35	40	56	40
Total	350	478	423	511	451	412	678	777	906	894
<b>EUROPE:</b>										
<b>EUROPEAN COMMUNITY:</b>										
ITALY	42	46	37	31	28	241	272	213	207	235
PORTUGAL	51	61	51	70	67	115	151	138	167	170
FRANCE	28	36	26	24	23	130	129	116	114	122
UNITED KINGDOM	20	27	20	17	22	81	101	101	99	117
GREECE	7	10	12	16	18	18	31	44	61	85
WEST GERMANY	22	24	18	21	15	64	61	51	54	57
SPAIN	11	15	20	25	20	10	15	22	28	24
OTHER	14	16	13	16	13	41	48	41	53	58
Total	194	234	196	223	206	700	807	726	783	868
<b>OTHER EUROPE:</b>										
TURKEY	128	155	114	141	105	157	215	211	308	285
POLAND	2	4	10	6	9	6	9	22	22	33
YUGOSLAVIA	13	35	18	14	14	18	32	28	22	22
OTHER	41	90	58	67	56	99	129	108	88	88
Total	184	284	201	228	183	280	386	368	440	428

Table 11--Continued

COTTON TEXTILES: U.S. general imports by areas and by leading suppliers, 1986-90

Source	1986	1987	1988	1989	1990	1986	1987	1988	1989	1990
	-----Millions of equivalent square meters-----					-----Millions of dollars-----				
<b>ASIA AND OCEANIA:</b>										
HONG KONG	600	607	531	568	569	1,637	1,961	1,833	2,051	2,101
CHINA	821	735	717	884	917	923	981	856	1,138	1,364
TAIWAN	412	386	283	378	383	608	742	652	792	809
PHILIPPINES	74	96	110	121	164	179	280	333	394	502
INDIA	220	344	308	307	332	311	448	462	458	486
KOREA	215	196	158	173	178	316	383	346	449	461
PAKISTAN	204	213	251	324	368	149	200	220	288	320
INDONESIA	131	152	131	153	145	162	235	216	279	302
SINGAPORE	42	46	43	48	42	174	222	252	294	279
THAILAND	137	152	143	172	147	148	211	216	239	268
MALAYSIA	85	94	87	89	90	137	186	229	252	268
BANGLADESH	49	96	109	126	135	88	184	205	230	264
SRI LANKA	74	84	82	80	92	154	206	214	224	247
MACAU	26	28	30	33	32	124	172	193	215	237
JAPAN	169	115	71	65	62	414	335	235	194	171
ISRAEL	16	33	26	38	39	35	55	55	86	121
ARAB EM	1	4	22	22	38	2	9	52	44	66
AUSTRALIA	1	2	4	3	6	5	11	15	16	34
OMAN	0	0	0	2	6	0	0	0	6	25
NEPAL	12	9	12	13	9	27	26	34	34	25
OTHER	9	14	12	17	32	23	31	35	51	87
<b>Total</b>	<b>3,297</b>	<b>3,407</b>	<b>3,133</b>	<b>3,616</b>	<b>3,787</b>	<b>5,617</b>	<b>6,877</b>	<b>6,653</b>	<b>7,735</b>	<b>8,436</b>
<b>AFRICA:</b>										
MAURITIUS	23	22	34	37	35	61	76	96	97	99
EGYPT	69	145	60	83	79	30	77	47	67	82
MOROCCO	2	3	5	5	7	5	7	15	15	25
LESOTHO	1	1	3	4	7	2	4	12	16	23
OTHER	23	52	27	20	25	22	38	25	22	36
<b>Total</b>	<b>118</b>	<b>224</b>	<b>129</b>	<b>148</b>	<b>153</b>	<b>121</b>	<b>202</b>	<b>196</b>	<b>216</b>	<b>265</b>
<b>Grand Total</b>	<b>4,354</b>	<b>4,914</b>	<b>4,426</b>	<b>5,122</b>	<b>5,231</b>	<b>7,542</b>	<b>9,586</b>	<b>9,559</b>	<b>11,034</b>	<b>12,011</b>

Source: Compiled from official statistics of the U.S. Department of Commerce.

Note.--Because of rounding, figures may not add up to totals shown. In the above figures, a period (.) indicates no data available. A zero (0) indicates less than \$500 or 500 equivalent square meters.



Table 12  
 WOOL TEXTILES: U.S. general imports by areas and by leading suppliers, 1986-90

Source	1986	1987	1988	1989	1990	1986	1987	1988	1989	1990
	-----Millions of equivalent square meters-----					-----Millions of dollars-----				
<b>WESTERN HEMISPHERE:</b>										
<b>CARIBBEAN BASIN COUNTRIES:</b>										
DOMINICAN REPUBLIC	2	2	4	6	6	12	18	35	49	47
COSTA RICA	1	1	1	1	2	10	10	11	19	29
OTHER	1	1	1	1	1	9	10	8	10	11
<b>Total</b>	<b>4</b>	<b>4</b>	<b>6</b>	<b>9</b>	<b>10</b>	<b>31</b>	<b>38</b>	<b>53</b>	<b>78</b>	<b>86</b>
<b>OTHER WESTERN HEMISPHERE:</b>										
CANADA	7	7	7	7	6	44	50	55	58	60
URUGUAY	6	6	5	5	4	40	41	43	54	41
COLOMBIA	1	1	1	2	2	7	7	12	16	20
BRAZIL	4	3	5	3	2	14	12	24	22	19
MEXICO	1	1	2	1	2	9	13	18	15	15
OTHER	2	2	3	3	3	12	13	23	26	23
<b>Total</b>	<b>21</b>	<b>20</b>	<b>24</b>	<b>22</b>	<b>20</b>	<b>125</b>	<b>136</b>	<b>175</b>	<b>191</b>	<b>178</b>
<b>EUROPE:</b>										
<b>EUROPEAN COMMUNITY:</b>										
ITALY	32	26	23	22	18	431	459	489	450	433
UNITED KINGDOM	21	20	16	15	14	224	231	227	208	198
FRANCE	5	4	5	3	3	80	76	86	73	78
WEST GERMANY	6	6	5	5	5	68	65	63	74	77
BELGIUM	.	0	0	6	5	.	0	0	46	48
IRELAND	2	2	1	2	1	29	28	23	26	22
SPAIN	1	2	1	2	2	15	20	18	19	18
NETHERLANDS	2	1	1	1	1	19	14	11	11	13
OTHER	9	11	10	1	1	89	87	78	14	14
<b>Total</b>	<b>78</b>	<b>72</b>	<b>62</b>	<b>56</b>	<b>49</b>	<b>956</b>	<b>980</b>	<b>996</b>	<b>921</b>	<b>901</b>
<b>OTHER EUROPE:</b>										
YUGOSLAVIA	4	5	4	3	3	25	34	33	29	29
TURKEY	1	1	1	2	1	12	15	15	26	27
HUNGARY	3	3	3	3	2	17	22	25	24	17
SWITZERLAND	1	1	1	1	1	16	19	17	13	14
POLAND	2	3	4	2	2	7	13	20	15	13
OTHER	5	6	5	4	4	52	50	46	31	27
<b>Total</b>	<b>15</b>	<b>18</b>	<b>17</b>	<b>14</b>	<b>12</b>	<b>130</b>	<b>153</b>	<b>156</b>	<b>138</b>	<b>127</b>

Table 12--Continued  
 WOOL TEXTILES: U.S. general imports by areas and by leading suppliers, 1986-90

Source	1986	1987	1988	1989	1990	:	1986	1987	1988	1989	1990
	-----Millions of equivalent square meters-----					:	-----Millions of dollars-----				
<b>ASIA AND OCEANIA:</b>											
HONG KONG	37	34	35	30	30	:	385	396	411	417	415
CHINA	15	14	12	11	10	:	198	191	207	222	199
KOREA	16	17	16	12	12	:	118	138	149	146	141
INDIA	3	3	2	3	2	:	93	96	91	99	86
PAKISTAN	1	1	1	1	1	:	42	55	55	59	55
TAIWAN	7	6	5	4	4	:	48	50	48	40	45
JAPAN	10	9	6	4	4	:	83	84	78	55	44
MACAU	1	1	1	1	1	:	12	12	14	17	11
MALAYSIA	1	1	1	1	1	:	9	9	6	9	10
OTHER	10	11	8	8	7	:	125	159	69	65	58
Total	102	98	87	74	72	:	1,112	1,189	1,127	1,128	1,065
<b>AFRICA Total:</b>	4	1	1	1	0	:	20	11	7	7	4
Grand Total	225	214	198	175	163	:	2,373	2,508	2,514	2,463	2,362

Source: Compiled from official statistics of the U.S. Department of Commerce.

Note.--Because of rounding, figures may not add up to totals shown. In the above figures, a period (.) indicates no data available. A zero (0) indicates less than \$500 or 500 equivalent square meters.

Table 13

MANMADE-FIBER TEXTILES: U.S. general imports by areas and by leading suppliers, 1986-90

Source	1986	1987	1988	1989	1990	:	1986	1987	1988	1989	1990
	dollars-----					:	-----Millions of equivalent square meters----				
WESTERN HEMISPHERE:											
CARIBBEAN BASIN COUNTRIES:											
DOMINICAN REPUBLIC	74	79	117	144	151	:	144	178	241	290	303
COSTA RICA	85	89	93	60	66	:	73	85	114	133	154
HAITI	61	66	72	87	75	:	74	86	96	110	106
JAMAICA	15	24	28	51	44	:	31	43	49	97	103
GUATEMALA	1	4	11	15	21	:	5	10	19	30	51
HONDURAS	5	9	12	14	17	:	15	21	33	38	38
EL SALVADOR	2	6	8	11	17	:	7	14	20	25	24
OTHER	22	24	21	19	14	:	39	44	37	34	27
Total	264	301	361	401	404	:	390	483	608	757	805
OTHER WESTERN HEMISPHERE:											
MEXICO	228	282	283	283	284	:	225	261	298	337	339
CANADA	285	351	462	586	712	:	133	166	209	279	315
COLOMBIA	12	9	13	18	21	:	32	31	47	52	65
BRAZIL	33	33	66	58	47	:	30	25	36	32	24
OTHER	14	16	26	25	30	:	9	9	16	20	20
Total	572	690	851	970	1,094	:	429	492	606	721	762
EUROPE:											
EUROPEAN COMMUNITY:											
ITALY	332	244	181	170	119	:	330	299	340	347	299
WEST GERMANY	288	267	242	200	189	:	166	160	158	163	191
FRANCE	81	58	51	56	66	:	127	110	103	110	130
BELGIUM	.	0	0	58	67	:	.	0	0	63	73
UNITED KINGDOM	130	121	131	67	65	:	83	78	91	76	69
LUXEMBOURG	.	0	0	141	169	:	.	0	0	42	51
NETHERLANDS	77	45	59	64	58	:	37	32	36	33	34
SPAIN	68	58	42	35	31	:	36	32	26	22	23
OTHER	120	122	134	54	37	:	89	103	115	37	30
Total	1,097	914	839	845	800	:	868	815	869	893	901
OTHER EUROPE:											
TURKEY	28	46	26	38	41	:	21	39	22	27	38
SWITZERLAND	13	14	12	8	10	:	33	35	35	29	32
YUGOSLAVIA	36	25	18	27	22	:	25	25	31	37	27
OTHER	89	109	90	42	43	:	89	105	87	61	63
Total	165	194	147	115	116	:	168	205	175	153	161

Table 13--Continued

MANMADE-FIBER TEXTILES: U.S. general imports by areas and by leading suppliers, 1986-90

Source	1986	1987	1988	1989	1990	1986	1987	1988	1989	1990
	-----Millions of equivalent square meters-----					-----Millions of dollars-----				
<b>ASIA AND OCEANIA:</b>										
TAIWAN	1,001	913	846	977	861	2,155	2,406	2,227	2,355	2,088
KOREA	823	802	771	796	730	1,634	1,875	1,964	2,083	1,911
CHINA	503	551	482	545	551	748	768	805	1,050	1,279
HONG KONG	308	274	274	290	312	744	823	824	918	999
PHILIPPINES	163	168	186	222	260	257	306	363	458	546
JAPAN	487	366	279	285	233	663	528	436	432	377
INDONESIA	119	127	121	170	160	153	197	223	344	372
SINGAPORE	118	105	105	127	120	211	247	272	327	338
THAILAND	90	90	107	166	182	108	135	151	237	285
MALAYSIA	76	67	62	80	89	126	138	146	196	232
INDIA	24	32	53	65	56	70	93	135	184	218
SRI LANKA	49	56	43	47	67	104	129	120	131	186
BANGLADESH	44	57	33	45	77	66	91	51	75	161
MACAU	31	31	33	39	38	75	102	112	145	156
ISRAEL	42	35	39	47	58	35	36	39	49	57
PAKISTAN	104	32	60	49	66	38	27	40	32	52
ARAB EMIRATES	0	0	2	11	11	0	1	4	26	22
OTHER	8	5	21	16	42	12	12	16	24	56
Total	3,989	3,713	3,518	3,978	3,911	7,199	7,914	7,929	9,067	9,335
<b>AFRICA:</b>										
MAURITIUS	11	15	7	12	12	19	29	14	19	22
OTHER	46	9	5	9	9	25	11	6	9	17
Total	57	24	12	21	21	43	40	20	27	40
Grand Total	6,145	5,836	5,728	6,330	6,346	9,097	9,949	10,209	11,619	12,003

Source: Compiled from official statistics of the U.S. Department of Commerce.

Note.--Because of rounding, figures may not add up to totals shown. In the above figures, a period (.) indicates no data available. A zero (0) indicates less than \$500 or 500 equivalent square meters.

Table 14


SILK BLEND, LINEN, AND RAMIE TEXTILES: U.S. general imports by areas and by leading suppliers, 1986-90 <sup>1/</sup>

Source	1986	1987	1988	1989	1990	1986	1987	1988	1989	1990
	---Millions of equivalent square meters---					-----Millions of dollars-----				
WESTERN HEMISPHERE:										
CARIBBEAN BASIN COUNTRIES:										
DOMINICAN REPUBLIC	0	3	3	1	2	1	5	5	4	6
OTHER	10	31	30	17	14	9	17	14	18	16
Total	10	34	34	18	16	10	22	19	22	22
EUROPE:										
EUROPEAN COMMUNITY:										
ITALY	3	6	5	6	4	34	88	75	64	69
WEST GERMANY	0	1	1	1	2	3	12	9	15	19
FRANCE	0	1	4	1	2	8	18	14	12	17
UNITED KINGDOM	2	4	4	5	4	6	16	17	17	17
BELGIUM	.	0	0	8	6	.	0	0	16	13
IRELAND	0	1	1	1	1	2	4	2	3	6
OTHER	3	6	6	2	1	10	20	21	4	5
Total	10	20	20	24	19	63	156	137	131	146
OTHER EUROPE:										
POLAND	1	5	7	4	5	2	7	10	7	10
OTHER	4	9	8	5	5	9	24	25	17	16
Total	5	14	15	10	10	11	31	35	25	26
ASIA AND OCEANIA:										
CHINA	61	152	131	233	214	182	446	379	669	683
HONG KONG	41	100	57	68	61	163	392	279	299	282
KOREA	58	114	68	76	56	144	333	233	261	204
PHILIPPINES	4	15	11	16	14	6	23	23	34	40
TAIWAN	16	36	25	19	14	41	109	65	55	35
THAILAND	1	19	14	24	18	2	39	26	41	31
MACAU	3	7	6	6	4	10	27	22	24	17
INDONESIA	0	1	4	4	5	0	3	12	14	16
BANGLADESH	0	1	2	8	7	0	2	6	23	14
SINGAPORE	0	1	1	1	2	0	3	5	6	9
OTHER	4	13	6	8	8	22	29	16	25	22
Total	188	459	325	464	403	571	1,405	1,066	1,452	1,355
AFRICA Total:	0	1	0	1	0	1	2	1	2	2
Grand Total	214	528	395	517	449	655	1,616	1,258	1,632	1,550


<sup>1/</sup> Silk blend, linen, and ramie textiles were added to the MFA in August 1986.

Source: Compiled from official statistics of the U.S. Department of Commerce.

Note.--Because of rounding, figures may not add up to totals shown. In the above figures, a period (.) indicates no data available. A zero (0) indicates less than \$500 or 500 equivalent square meters.



**SECTION B**  
**IMPORTS FROM SELECTED COUNTRY GROUPS**  
**BY MFA CATEGORIES**





U.S. general imports from ALL COUNTRIES by MFA categories, 1987-90

Category	Description	--1,000 equivalent square meters--				--1,000 dollars--			
		1987	1988	1989	1990	1987	1988	1989	1990
200	Cot or MMF Yarns, Sewing Thread	32,636	29,062	35,659	39,359	54,975	51,211	57,249	65,371
201	Cot or MMF Specialty Yarns	44,770	38,119	49,410	53,510	24,586	25,138	33,300	36,311
218	Cot or MMF Different Color Yarns	80,539	61,395	84,765	84,496	119,621	101,267	146,071	143,281
219	Cot or MMF Duck Fabric	108,801	92,051	70,962	75,325	81,950	80,688	61,653	69,204
220	Cot or MMF Special Weave Fabric	90,764	75,158	65,030	73,772	147,903	138,566	118,888	141,977
222	Cot or MMF Knit Fabric	71,804	83,951	129,738	150,816	62,763	66,125	99,055	110,252
223	Cot or MMF Non-woven Fabric	54,129	67,644	372,661	450,169	37,357	33,415	146,218	167,628
224	Cot or MMF Pile & Tufted Fabric	12,075	12,388	18,806	25,914	34,109	34,002	50,376	71,740
225	Cot or MMF Denim	32,448	21,627	56,700	39,377	55,802	36,013	78,461	59,847
226	Cot or MMF Cheesecloth & Batiste	42,806	49,836	43,937	53,668	26,186	27,560	24,603	29,386
227	Cot or MMF Oxford Cloth	7,660	5,781	4,096	4,953	15,414	13,650	9,470	9,372
229	Cot or MMF Special Purpose Fabri	365,075	447,290	382,897	426,629	237,678	307,560	257,934	274,271
237	Playsuits, Sun suits, etc	93,929	83,641	73,625	94,252	149,434	143,615	115,352	150,082
239	Cot or MMF Apparel for Infants	75,834	76,885	133,717	164,077	176,600	187,392	363,259	481,410
300	Carded Cotton Yarn	342,801	183,637	221,718	181,938	116,706	66,700	72,036	63,690
301	Combed Cotton Yarn	92,356	116,800	106,273	83,428	38,633	52,898	47,630	39,373
313	Cotton Sheeting	496,694	290,193	394,676	348,811	333,320	193,381	237,503	227,452
314	Cotton Poplin & Broadcloth	198,021	160,727	188,906	202,664	143,359	121,467	135,396	135,436
315	Cotton Printcloth	312,450	186,484	277,692	324,842	179,542	98,241	127,395	161,884
317	Cotton Twills and Sateens	165,638	121,209	124,657	133,206	156,604	123,104	104,516	120,046
326	Cotton Sateens	48,380	45,297	47,462	45,166	55,130	61,224	65,403	67,293
330	Cotton Handkerchiefs	6,061	6,664	5,475	4,853	10,860	11,457	10,610	10,264
331	Cotton Gloves & Mittens	49,737	56,438	55,804	59,254	49,107	58,304	63,410	69,375
332	Cotton Hosiery	3,838	5,223	6,206	7,592	11,553	16,056	25,812	30,870
333	Cotton Suit-type Coats, MB	5,437	3,773	2,889	2,588	30,196	24,619	23,131	22,268
334	Other Cotton Coats, MB	60,955	62,435	52,183	54,235	254,842	274,303	247,624	284,046
335	Cotton Coats, WGI	89,281	72,690	66,291	71,152	362,932	317,655	318,655	364,477
336	Cotton Dresses	79,980	88,454	93,839	103,101	209,134	218,145	237,439	278,414
338	Cotton Knit Shirts, MB	86,513	83,552	101,309	102,403	657,792	673,537	819,166	887,951
339	Cotton Knit Shirts, WGI	100,442	107,442	121,269	133,898	717,455	770,842	964,070	1,135,122
340	Cotton Non-knit Shirts, MB	280,588	288,212	306,401	299,344	813,357	938,643	1,021,786	1,039,365
341	Cotton Non-knit Shirts, WGI	165,591	135,925	139,823	127,794	770,581	605,090	636,184	612,639
342	Cotton Skirts	78,290	63,128	50,232	51,957	406,505	326,752	286,253	289,584
345	Cotton Sweaters	65,547	62,607	68,597	61,645	273,986	291,153	338,573	329,612
347	Cotton Trousers, MB	199,280	207,462	244,871	267,374	837,333	921,471	1,169,462	1,339,387
348	Cotton Trousers, WGI	234,791	254,079	308,635	296,681	1,058,763	1,149,167	1,448,321	1,490,007
349	Cotton Brassieres, etc.	2,500	2,217	3,443	4,152	7,811	7,205	12,832	17,877
350	Cotton Dressing Gowns	33,310	34,808	44,864	46,102	76,521	89,651	113,761	132,116
351	Cotton Nightwear	122,832	132,320	168,687	186,942	142,673	171,331	217,600	261,913
352	Cotton Underwear	126,535	160,685	212,063	241,205	115,479	157,583	221,213	261,638
353	Cotton Down-filled Coats, MB	2,285	2,652	3,173	2,807	21,042	27,131	38,074	35,349
354	Cotton Down-filled Coats, WGI	2,770	2,307	1,992	2,331	23,048	21,240	22,926	26,960
359	Other Cotton Apparel	207,653	216,276	261,990	261,370	347,930	361,147	470,458	486,351
360	Cotton Pillowcases	11,592	11,230	16,123	16,914	18,028	18,076	24,426	25,124
361	Cotton Sheets	65,705	66,815	93,773	107,318	65,244	68,810	89,615	101,747
362	Cotton Bedspreads & Quilts	9,233	14,338	30,094	29,371	30,626	57,415	33,750	74,841
363	Cotton Pile Towels	52,964	55,343	59,260	60,797	158,910	165,339	169,846	185,828
369	Other Cotton Manufactures	584,486	620,697	704,859	732,100	400,143	429,137	472,139	542,997
400	Wool Tops & Yarn	23,508	21,011	17,744	15,958	61,460	65,847	57,425	48,802
410	Woolen & Worsted Fabric	30,595	31,071	25,168	23,292	174,232	208,006	183,022	176,921
414	Other Wool Fabrics	5,963	5,154	5,912	5,562	57,326	57,191	55,277	56,720
431	Wool Gloves and Mittens	973	627	703	601	10,323	8,515	8,228	8,303
432	Wool Hosiery	633	610	449	407	8,456	9,554	6,913	6,149

B-1

U.S. general imports from ALL COUNTRIES by MFA categories, 1987-90

Cate- gory	Description	1987	1988	1989	1990	1987	1988	1989	1990
		-1,000 equivalent square meters--				-----1,000 dollars-----			
433	Wool Suit-type Coats, MB	6,639	6,339	4,107	3,758	133,283	140,539	85,031	80,376
434	Other Wool Coats, MB	7,319	5,788	4,903	5,158	68,759	62,085	62,256	64,446
435	Wool Coats, WGI	21,986	19,889	18,982	21,074	186,269	192,793	207,246	238,447
436	Wool Dresses	5,503	4,782	5,833	5,490	53,196	48,980	61,203	62,677
438	Wool Knit Shirts	9,206	9,522	7,637	6,589	93,021	93,033	94,764	94,354
439	Wool Baby Garments	0	0	90	155	0	0	895	1,602
440	Wool Non-knit Shirts	4,344	3,878	2,203	1,979	22,789	19,424	15,085	13,733
442	Wool Skirts	8,392	6,446	5,902	6,025	135,463	113,462	92,898	89,904
443	Wool Suits, MB	7,483	7,525	10,174	8,795	126,880	165,894	261,214	238,200
444	Wool Suits, WGI	2,180	1,699	2,605	2,559	23,759	20,702	50,436	56,047
445	Wool Sweaters, MB	16,842	12,780	10,479	7,866	197,592	185,124	174,085	135,445
446	Wool Sweaters, WGI	22,651	23,200	20,324	19,668	329,608	354,818	359,561	337,435
447	Wool Trousers, MB	6,048	6,661	4,942	3,740	131,706	147,671	84,284	74,758
448	Wool Trousers, WGI	4,482	5,083	4,886	4,918	61,014	74,944	85,941	84,687
459	Other Wool Apparel	11,991	12,149	7,931	5,378	99,919	117,458	87,517	70,903
464	Wool Blankets	517	528	370	747	4,193	4,211	3,542	6,037
465	Wool Floor Coverings	12,899	10,191	13,161	11,320	514,558	412,147	422,940	408,644
469	Other Wool Manufactures	3,870	2,812	939	1,787	13,882	11,867	3,359	7,071
600	Textured Filament Yarns	216,662	191,321	168,782	187,024	81,639	75,021	69,343	82,834
603	Artificial Staple Fiber Yarns	4,408	2,332	2,754	11,349	3,199	2,229	2,567	7,717
604	Synthetic Staple Fiber Yarns	132,876	79,102	98,149	62,798	71,010	43,277	48,164	32,616
606	Non-textured Filament Yarns	583,737	605,941	359,690	306,017	97,155	113,459	80,589	77,391
607	Other MMF Staple Yarns	83,113	65,775	59,713	12,860	47,317	40,085	32,063	7,864
611	Woven Fabrics of Artificial Stap	44,545	52,959	67,738	101,872	83,136	104,182	128,232	176,949
613	MMF Sheeting	18,489	22,049	18,874	16,707	12,949	17,126	17,563	17,097
614	MMF Poplin and Broadcloth	41,309	32,218	61,733	48,635	29,455	24,845	40,885	34,556
615	MMF Printcloth	24,778	26,845	26,528	41,127	10,413	10,548	10,853	17,064
617	MMF Twills and Sateens	31,595	29,585	23,597	28,513	20,930	21,074	18,557	23,320
618	Woven Fabrics of C-F MMF Yarns	13,442	14,594	22,293	16,746	26,468	28,050	40,053	38,580
619	Woven Polyester Filament Fabrics	229,256	229,491	214,445	204,576	328,221	339,467	316,389	296,819
620	Other Woven Filament Fabrics	60,094	56,534	87,257	73,945	85,710	74,971	83,189	74,001
621	Impression Fabric	10,837	7,283	3,353	7,736	15,909	12,518	6,039	13,466
622	Glass Fiber Fabrics	16,979	18,352	32,859	31,462	19,389	20,751	32,831	38,443
624	MMF Fabric Mixed with Wool	46,768	50,151	40,327	24,340	108,809	124,914	105,130	69,180
625	MMF Poplin & Broadcloth	27,165	32,063	35,559	46,960	36,407	48,265	52,942	73,292
626	MMF Printcloth	6,937	5,246	9,202	6,336	4,595	4,433	6,488	4,863
627	MMF Sheeting	3,159	4,205	2,321	1,319	6,624	9,313	4,194	3,052
628	MMF Twills & Sateens	10,866	11,861	4,411	3,996	11,227	10,986	7,488	4,751
629	Other MMF Fabric	31,221	24,995	21,520	16,078	66,088	60,521	47,192	43,544
630	MMF Handkerchiefs	1,467	2,085	2,446	2,019	2,471	3,373	4,694	3,591
631	MMF Gloves	28,457	28,091	31,331	29,279	72,466	76,139	93,965	94,890
632	MMF Hosiery	40,411	39,947	43,735	47,061	59,866	63,475	75,758	83,145
633	MMF Suit-type Coats, MB	12,061	12,867	10,776	8,899	89,820	105,474	84,677	64,634
634	Other MMF Coats, MB	117,198	123,181	127,601	146,091	345,337	427,601	488,516	588,409
635	MMF Coats, WGI	149,556	160,229	138,715	189,353	529,914	612,547	548,202	771,766
636	MMF Dresses	118,025	119,717	129,414	132,276	338,517	364,620	400,072	441,943
638	MMF Knit Shirts, MB	159,824	130,844	172,646	161,815	495,798	425,964	512,129	502,269
639	MMF Knit Shirts, WGI	250,408	203,494	295,544	292,559	896,467	740,010	1,043,924	1,052,013
640	MMF Non-knit Shirts, MB	262,576	228,450	229,001	203,039	573,619	536,969	555,528	538,907
641	MMF Non-knit Shirts, WGI	109,148	112,319	122,603	131,050	578,219	627,279	717,727	790,822
642	MMF Skirts	49,771	44,321	45,073	45,576	337,633	305,127	289,724	290,936
643	MMF Suits, MB	7,442	8,238	9,337	7,081	55,271	61,958	76,341	58,352
644	MMF Suits, WGI	10,367	10,991	14,355	11,875	50,964	68,541	94,625	76,085
645	MMF Sweaters, MB	95,579	100,591	129,092	94,283	218,462	237,708	305,700	214,207

U.S. general imports from ALL COUNTRIES by MFA categories, 1987-90

Category	Description	1987	1988	1989	1990	1987	1988	1989	1990
		--1,000 equivalent square meters--				-----1,000 dollars-----			
646	MMF Sweaters, WGI	277,807	225,659	225,997	108,681	720,987	569,305	597,387	270,009
647	MMF Trousers, MB	153,692	145,072	165,095	154,290	544,262	572,231	639,386	640,682
648	MMF Brassiers, WGI	167,390	164,334	196,722	212,029	509,390	579,133	673,146	794,872
649	MMF Brassieres etc.	62,898	70,546	69,891	66,959	241,797	296,627	316,055	331,580
650	MMF Dressing Gowns	23,872	30,331	43,444	35,722	30,437	47,217	61,733	72,419
651	MMF Nightwear	110,315	118,683	148,393	149,136	105,796	124,745	173,090	192,150
652	MMF Underwear	156,785	176,026	194,392	216,377	96,191	120,234	144,733	184,248
653	MMF Down-filled Coats, MB	5,151	5,783	9,179	8,521	41,208	53,910	88,177	89,997
654	MMF Down-filled Coats, WGI	3,635	4,143	4,186	5,391	27,221	33,567	41,245	60,176
659	Other MMF Apparel	375,574	387,045	446,925	454,643	421,055	498,735	628,067	651,363
665	MMF Floor Coverings	13,399	13,755	28,255	20,452	91,038	101,286	126,536	128,247
666	Other MMF Furnishings	285,810	275,255	362,289	311,135	173,002	169,433	181,953	154,562
669	Other MMF Manufactures	293,178	338,883	318,244	418,552	110,745	130,815	107,106	133,419
670	MMF Flat Goods, etc.	272,112	243,332	268,149	270,646	491,092	492,942	584,061	639,651
800	SLR Yarn	3,175	2,993	8,152	6,216	2,682	2,555	4,342	4,115
810	SLR Fabric	23,388	21,694	23,551	24,405	78,334	72,917	73,665	82,994
831	SLR Gloves	624	408	919	741	788	539	1,809	1,983
832	SLR Hosiery	89	76	64	43	549	363	143	210
833	SLR Suit-type Coats, MB	1,009	1,091	1,217	972	13,688	15,495	14,635	13,567
834	Other SLR Coats, MB	622	675	610	444	5,554	6,906	3,816	3,421
835	SLR Coats, WGI	7,970	7,779	8,076	7,664	45,453	50,985	54,673	62,462
836	SLR Dresses	6,584	6,190	13,506	8,126	43,005	42,639	46,902	43,217
838	SLR Knit Shirts	1,385	3,029	2,178	828	10,408	17,988	13,298	6,006
839	SLR Baby Garments	0	0	506	75	0	0	520	225
840	SLR Non-knit Shirts	14,904	15,849	15,246	11,692	95,289	100,970	105,122	96,730
842	SLR Skirts	9,115	6,362	6,190	5,720	72,092	50,352	47,576	43,613
843	SLR Suits, MB	613	352	290	239	10,074	9,151	4,754	4,776
844	SLR Suits, WGI	1,920	3,497	2,653	5,889	13,910	22,181	12,330	19,522
845	Sweaters, Oth Non-Cot Veg Fibers	275,563	172,241	275,039	230,625	862,361	551,781	857,822	788,727
846	Sweaters, Silk Blends	38,672	25,993	15,728	11,587	109,433	80,160	68,485	52,811
847	SLR Trousers	30,996	27,733	45,583	42,112	125,576	134,317	214,858	213,139
850	SLR Robes	486	294	121	57	2,109	1,496	385	251
851	SLR Nightwear	397	255	100	52	1,652	981	202	100
852	SLR Underwear	727	591	118	60	2,100	1,602	916	570
858	SLR Neckties	525	382	146	145	9,642	7,256	3,257	5,230
859	Other SLR Apparel	7,005	13,128	14,934	13,662	21,805	17,681	17,115	19,581
863	SLR Towels	350	1,419	9,628	2,771	1,025	1,235	3,043	1,874
870	SLR Handbags and Flatgoods	42,979	32,225	44,533	47,531	54,572	37,675	53,359	59,677
871	Handbags & Flatgoods, Silk & Veg	5,200	5,065	4,168	3,244	14,527	12,992	11,459	10,407
899	Other SLR Manufactures	53,219	45,306	23,815	23,808	19,614	17,399	17,260	14,685
<b>Total</b>		<b>11491493</b>	<b>10746432</b>	<b>12143982</b>	<b>12188374</b>	<b>23659146</b>	<b>23539356</b>	<b>26748778</b>	<b>27925727</b>

Source: Compiled from official statistics of the U.S. Department of Commerce.

Note.--A zero (0) indicates less than \$500 or 500 equivalent square meters. Because of rounding, figures may not add up to totals shown.

U.S. general imports from CARIBBEAN BASIN INITIATIVE countries by MFA categories, 1987-90

Category	Description	1987-90				1987-90			
		1987	1988	1989	1990	1987	1988	1989	1990
		--1,000 equivalent square meters--				-----1,000 dollars-----			
200	Cot or MMF Yarns, Sewing Thread	4	45	481	1,101	10	106	364	745
201	Cot or MMF Specialty Yarns	2,833	1,768	2,847	3,279	485	411	549	653
218	Cot or MMF Different Color Yarns	1,327	1,048	883	659	1,396	1,079	1,116	956
219	Cot or MMF Duck Fabric	0	175	26	28	0	113	49	63
220	Cot or MMF Special Weave Fabric	643	1,230	558	700	595	771	614	770
222	Cot or MMF Knit Fabric	2,019	2,244	2,691	11,236	1,032	1,078	920	2,926
223	Cot or MMF Non-woven Fabric	0	0	2,382	1,346	0	0	128	78
224	Cot or MMF Pile & Tufted Fabric	826	711	471	295	2,028	1,699	1,166	755
225	Cot or MMF Denim	2	2	0	.	7	2	0	.
226	Cot or MMF Cheesecloth & Batiste	28	481	907	1,536	35	233	462	410
227	Cot or MMF Oxford Cloth	119	5	7	4	135	6	8	5
229	Cot or MMF Special Purpose Fabri	691	953	2,511	3,702	2,079	2,788	4,241	4,313
237	Playsuits, Sun suits, etc	3,463	3,050	3,532	3,502	4,993	5,690	5,431	5,913
239	Cot or MMF Apparel for Infants	1,113	1,038	9,167	10,765	3,313	3,172	24,269	28,398
300	Carded Cotton Yarn	32,835	25,854	33,638	37,073	10,067	8,219	9,891	11,837
301	Combed Cotton Yarn	3,213	2,896	4,851	3,482	1,126	1,052	1,837	1,341
313	Cotton Sheeting	3,230	3,162	4,382	4,432	2,303	2,682	3,098	2,928
314	Cotton Poplin & Broadcloth	605	572	1,177	340	568	567	941	386
315	Cotton Printcloth	275	2	0	193	265	3	0	169
317	Cotton Twills and Sateens	105	1,756	3,775	5,273	181	1,399	1,740	2,708
326	Cotton Sateens	2	8	153	0	3	21	64	0
330	Cotton Handkerchiefs	0	0	0	0	0	0	0	0
331	Cotton Gloves & Mittens	6,406	7,456	6,430	6,269	3,580	4,450	4,412	6,469
332	Cotton Hosiery	29	43	5	27	47	87	15	56
333	Cotton Suit-type Coats, MB	240	240	109	210	1,025	654	521	1,557
334	Other Cotton Coats, MB	2,577	2,969	1,250	2,487	8,906	9,922	4,478	8,318
335	Cotton Coats, WGI	2,857	3,170	2,021	1,997	6,319	7,394	5,764	5,781
336	Cotton Dresses	6,868	10,711	7,405	8,925	11,893	19,279	13,201	17,033
338	Cotton Knit Shirts, MB	10,312	14,363	13,480	17,861	64,249	85,694	84,940	110,644
339	Cotton Knit Shirts, WGI	9,290	12,569	8,150	12,796	43,590	65,285	48,615	79,092
340	Cotton Non-knit Shirts, MB	32,052	33,580	33,969	39,979	65,174	79,474	89,309	109,394
341	Cotton Non-knit Shirts, WGI	15,425	13,609	7,870	5,320	54,171	43,914	26,365	19,516
342	Cotton Skirts	6,556	9,170	3,644	3,899	23,579	31,848	13,802	14,183
345	Cotton Sweaters	3,965	5,017	5,006	3,904	11,201	12,805	14,971	13,730
347	Cotton Trousers, MB	46,197	57,989	70,918	80,069	152,805	210,321	274,175	315,033
348	Cotton Trousers, WGI	23,003	36,891	50,992	46,266	60,653	107,158	155,234	158,982
349	Cotton Brassieres, etc.	206	313	841	697	750	882	2,944	2,877
350	Cotton Dressing Gowns	2,547	5,018	6,131	7,575	3,252	6,137	9,736	13,633
351	Cotton Nightwear	15,577	17,575	16,450	15,196	13,451	15,742	18,216	16,489
352	Cotton Underwear	17,174	29,861	51,488	79,936	13,797	28,573	58,558	86,211
354	Cotton Down-filled Coats, WGI	.	.	0	3	.	.	0	2
359	Other Cotton Apparel	13,109	9,333	13,579	11,553	19,096	16,001	23,910	23,291
360	Cotton Pillowcases	21	9	71	9	63	35	41	37
361	Cotton Sheets	29	0	12	9	31	0	14	6
362	Cotton Bedspreads & Quilts	293	1,391	563	83	1,178	4,776	2,343	824
363	Cotton Pile Towels	1,809	1,979	1,767	1,897	5,182	6,080	5,589	7,242
369	Other Cotton Manufactures	16,875	22,007	23,420	19,838	20,465	28,813	20,693	20,929
400	Wool Tops & Yarn	2	0	0	1	10	1	1	6
410	Woolen & Worsted Fabric	5	0	3	3	25	1	17	26
414	Other Wool Fabrics	4	0	0	1	149	7	4	22
431	Wool Gloves and Mittens	34	34	63	46	568	734	996	889
432	Wool Hosiery	0	0	0	.	1	0	0	.
433	Wool Suit-type Coats, MB	203	505	380	639	2,962	5,327	4,851	7,518

B-4

U.S. general imports from CARIBBEAN BASIN INITIATIVE countries by MFA categories, 1987-90

Category	Description	1987	1988	1989	1990	1987	1988	1989	1990
		--1,000 equivalent square meters--				-----1,000 dollars-----			
434	Other Wool Coats, MB	1	6	37	7	9	17	288	79
435	Wool Coats, WGI	1,684	1,998	3,619	4,706	10,441	11,618	20,898	29,751
436	Wool Dresses	10	31	40	3	44	107	125	3
438	Wool Knit Shirts	1	0	8	2	9	1	81	3
440	Wool Non-knit Shirts	10	0	0	0	22	0	1	0
442	Wool Skirts	607	465	1,113	1,236	5,846	3,643	8,793	9,995
443	Wool Suits, MB	345	670	1,215	1,025	4,643	10,315	20,272	16,952
444	Wool Suits, WGI	129	452	530	448	959	3,341	5,595	4,011
445	Wool Sweaters, MB	349	176	95	37	2,132	1,196	753	299
446	Wool Sweaters, WGI	169	90	133	10	1,199	679	960	116
447	Wool Trousers, MB	159	592	731	284	2,535	4,995	5,903	2,852
448	Wool Trousers, WGI	280	471	510	820	3,391	5,251	5,294	7,416
459	Other Wool Apparel	250	602	321	587	1,975	5,572	3,124	6,102
464	Wool Blankets	3	1	5	4	15	2	28	21
465	Wool Floor Coverings	1	1	1	2	31	42	33	95
469	Other Wool Manufactures	26	23	36	8	415	372	250	218
600	Textured Filament Yarns	0	112	337	1,402	0	123	345	1,254
604	Synthetic Staple Fiber Yarns	1,868	983	40	0	1,223	596	21	0
606	Non-textured Filament Yarns	61,303	58,607	9,297	546	8,207	8,064	1,243	133
607	Other MMF Staple Yarns	0	566	183	0	0	311	97	0
611	Woven Fabrics of Artificial Stap	15	10	14	4	28	12	19	7
613	MMF Sheeting	0	28	215	67	0	32	225	99
614	MMF Poplin and Broadcloth	48	72	181	773	59	85	143	702
615	MMF Printcloth	164	0	1	48	130	0	2	39
617	MMF Twills and Sateens	0	534	415	6	0	781	494	8
618	Woven Fabrics of C-F MMF Yarns	0	0	0	16	0	0	0	26
619	Woven Polyester Filament Fabrics	52	0	17	113	39	0	17	82
620	Other Woven Filament Fabrics	87	139	70	22	78	122	101	25
621	Impression Fabric	2	0	0	.	3	0	0	.
624	MMF Fabric Mixed with Wool	0	2	0	.	0	6	0	.
625	MMF Poplin & Broadcloth	.	.	0	26	.	.	0	23
626	MMF Printcloth	0	0	7	0	0	0	6	0
627	MMF Sheeting	0	67	0	29	0	69	0	24
628	MMF Twills & Sateens	0	0	1	6	0	0	4	11
629	Other MMF Fabric	61	82	338	52	55	102	361	47
630	MMF Handkerchiefs	4	0	0	0	8	0	1	0
631	MMF Gloves	983	421	536	670	1,728	1,827	1,408	1,650
632	MMF Hosiery	8,425	10,764	10,422	8,253	10,237	12,791	12,184	10,004
633	MMF Suit-type Coats, MB	2,169	2,837	3,097	2,372	13,627	20,816	24,172	18,169
634	Other MMF Coats, MB	1,873	4,105	4,466	5,100	3,097	7,930	9,467	11,909
635	MMF Coats, WGI	6,040	7,244	8,313	10,620	16,996	20,937	24,451	37,719
636	MMF Dresses	10,657	11,141	13,731	10,223	17,483	23,314	26,771	23,659
638	MMF Knit Shirts, MB	3,286	6,571	18,827	18,569	7,056	10,254	25,642	27,485
639	MMF Knit Shirts, WGI	2,970	5,244	23,014	24,473	7,415	11,510	48,960	58,688
640	MMF Non-knit Shirts, MB	7,013	5,852	5,229	6,946	12,046	11,672	11,479	16,323
641	MMF Non-knit Shirts, WGI	10,097	11,122	11,290	8,390	32,592	40,034	42,337	34,144
642	MMF Skirts	4,979	5,167	5,475	4,726	25,923	24,774	24,545	22,039
643	MMF Suits, MB	101	956	1,491	1,720	588	2,545	4,746	6,704
644	MMF Suits, WGI	2,214	2,442	2,314	1,949	10,976	14,122	16,308	12,288
645	MMF Sweaters, MB	1,208	1,429	2,357	5,098	1,997	2,272	4,357	9,591
646	MMF Sweaters, WGI	1,995	3,611	4,338	3,547	3,538	6,133	7,540	7,768
647	MMF Trousers, MB	17,627	18,082	23,230	20,130	64,596	68,879	83,123	68,381
648	MMF Trousers, WGI	7,492	10,565	18,298	21,747	21,507	37,116	51,356	61,059
649	MMF Brassieres etc.	29,315	34,200	35,200	34,518	111,466	144,850	159,329	170,361

B-5

U.S. general imports from CARIBBEAN BASIN INITIATIVE countries by MFA categories, 1987-90

Category	Description	1987	1988	1989	1990	1987	1988	1989	1990
		--1,000 equivalent square meters--				-----1,000 dollars-----			
650	MMF Dressing Gowns	6,598	12,924	16,030	10,240	7,463	17,146	17,276	12,332
651	MMF Nightwear	35,985	38,304	48,438	47,198	23,440	28,512	38,841	38,335
652	MMF Underwear	37,826	47,892	57,552	63,676	30,377	39,321	43,234	56,326
653	MMF Down-filled Coats, MB	0	0	0	22	0	0	0	124
659	Other MMF Apparel	12,786	15,439	28,680	36,856	16,353	21,253	32,902	43,917
665	MMF Floor Coverings	1	3	1	0	21	25	9	5
666	Other MMF Furnishings	3,051	12,746	11,004	6,766	2,965	5,685	4,371	4,116
669	Other MMF Manufactures	4,185	18,297	14,044	21,147	2,854	5,960	4,170	6,904
670	MMF Flat Goods, etc.	5,415	5,592	4,009	3,829	7,467	8,102	6,148	6,370
800	SLR Yarn	7	0	0	.	12	0	0	.
810	SLR Fabric	0	0	4	0	0	0	10	0
831	SLR Gloves	0	0	238	0	0	0	386	0
832	SLR Hosiery	0	0	0	0	0	0	0	2
833	SLR Suit-type Coats, MB	0	10	1	19	0	115	7	174
835	SLR Coats, WGI	250	304	399	112	1,938	680	2,421	981
836	SLR Dresses	1	3	3	1	10	22	10	5
838	SLR Knit Shirts	0	1	1	0	0	9	1	0
840	SLR Non-knit Shirts	4	42	30	63	22	207	232	254
842	SLR Skirts	130	31	173	173	1,603	169	931	1,776
843	SLR Suits, MB	.	.	0	0	.	.	0	2
844	SLR Suits, WGI	9	0	0	2	48	0	3	13
845	Sweaters, Oth Non-Cot Veg Fibers	209	688	792	585	455	1,470	1,389	992
846	Sweaters, Silk Blends	0	0	30	0	0	0	36	0
847	SLR Trousers	151	110	227	293	1,592	627	1,799	2,828
850	SLR Robes	0	1	0	.	0	2	0	.
851	SLR Nightwear	.	.	0	38	.	.	0	9
852	SLR Underwear	0	6	1	0	1	3	1	0
858	SLR Neckties	0	4	0	1	0	6	0	10
859	Other SLR Apparel	59	25	107	251	176	35	164	491
870	SLR Handbags and Flatgoods	2,832	2,621	551	1,568	2,998	3,185	538	1,965
871	Handbags & Flatgoods, Silk & Veg	75	8	2	2	165	23	3	11
899	Other SLR Manufactures	5,506	6,604	689	377	235	235	86	31
<b>Total</b>		<b>588,150</b>	<b>712,990</b>	<b>794,598</b>	<b>850,999</b>	<b>1,125,356</b>	<b>1,474,510</b>	<b>1,749,224</b>	<b>1,961,454</b>

Source: Compiled from official statistics of the U.S. Department of Commerce.

Note.--A zero (0) indicates less than \$500 or 500 equivalent square meters. Because of rounding, figures may not add up to totals shown.

U.S. general imports from the EUROPEAN COMMUNITY by MFA categories, 1987-90

Category	Description	1987	1988	1989	1990	1987	1988	1989	1990
		--1,000 equivalent square meters--				--1,000 dollars--			
200	Cot or MMF Yarns, Sewing Thread	5,902	6,000	6,009	6,684	25,227	24,823	23,807	29,846
201	Cot or MMF Specialty Yarns	10,176	10,704	15,343	15,892	9,374	10,147	11,530	10,085
218	Cot or MMF Different Color Yarns	12,606	13,500	17,954	18,596	25,367	25,430	38,802	41,986
219	Cot or MMF Duck Fabric	612	62	2,329	2,931	1,523	229	6,147	8,137
220	Cot or MMF Special Weave Fabric	19,557	18,170	13,549	11,932	71,816	76,545	66,625	80,341
222	Cot or MMF Knit Fabric	14,686	11,169	20,184	15,990	24,149	19,588	29,001	23,161
223	Cot or MMF Non-woven Fabric	17,892	19,884	239,350	268,203	8,517	11,038	82,769	95,506
224	Cot or MMF Pile & Tufted Fabric	2,312	2,326	3,570	3,081	10,819	10,993	13,987	16,612
225	Cot or MMF Denim	1,721	1,164	634	28	4,122	2,632	1,123	128
226	Cot or MMF Cheesecloth & Batiste	1,165	848	2,458	3,302	1,859	2,562	4,307	5,586
227	Cot or MMF Oxford Cloth	56	67	31	22	81	217	127	133
229	Cot or MMF Special Purpose Fabri	110,965	109,172	68,840	62,516	91,586	103,854	74,379	80,799
237	Playsuits, Sun suits, etc	799	556	225	285	5,934	3,800	1,531	1,886
239	Cot or MMF Apparel for Infants	627	834	3,786	2,474	3,253	3,798	16,038	16,171
300	Carded Cotton Yarn	14,993	12,536	8,555	6,724	6,496	6,564	3,908	3,319
301	Combed Cotton Yarn	2,174	1,380	3,914	2,550	1,915	3,095	3,965	3,558
313	Cotton Sheeting	29,264	6,881	12,868	8,043	34,067	19,895	28,024	27,300
314	Cotton Poplin & Broadcloth	2,324	2,499	5,425	3,068	6,196	7,238	18,416	14,789
315	Cotton Printcloth	4,868	2,432	1,549	1,083	8,255	8,127	5,496	4,357
317	Cotton Twills and Sateens	5,487	4,017	1,762	1,703	18,428	14,071	5,735	6,574
326	Cotton Sateens	1,776	2,722	2,853	2,849	5,956	9,115	11,559	13,523
330	Cotton Handkerchiefs	64	54	69	47	682	643	887	827
331	Cotton Gloves & Mittens	67	108	50	41	209	218	332	340
332	Cotton Hosiery	759	585	682	896	3,940	3,877	4,642	5,368
333	Cotton Suit-type Coats, MB	246	153	230	201	2,981	2,417	4,207	5,350
334	Other Cotton Coats, MB	1,133	978	612	719	11,320	13,207	10,079	10,810
335	Cotton Coats, WGI	2,697	2,392	1,523	1,651	26,131	22,375	20,271	25,612
336	Cotton Dresses	7,781	6,665	5,419	7,574	38,503	36,996	31,188	41,308
338	Cotton Knit Shirts, MB	1,843	1,398	1,872	2,831	25,638	19,772	24,891	30,363
339	Cotton Knit Shirts, WGI	11,337	14,530	16,645	17,369	102,147	97,694	112,236	142,810
340	Cotton Non-knit Shirts, MB	7,089	5,148	6,876	3,945	41,641	37,874	43,222	36,557
341	Cotton Non-knit Shirts, WGI	3,091	1,894	1,030	928	27,155	18,308	14,440	15,657
342	Cotton Skirts	5,952	4,160	2,393	2,246	50,826	34,623	23,180	24,773
345	Cotton Sweaters	14,933	10,403	11,499	8,599	78,542	60,658	59,928	54,254
347	Cotton Trousers, MB	2,265	1,484	2,893	2,520	18,470	13,903	19,973	20,503
348	Cotton Trousers, WGI	6,507	4,752	5,959	8,665	51,299	35,245	41,248	59,158
349	Cotton Brassieres, etc.	25	28	37	36	468	587	624	801
350	Cotton Dressing Gowns	1,778	1,558	2,341	2,588	7,199	7,153	8,575	10,157
351	Cotton Nightwear	3,520	3,113	1,782	2,081	6,779	6,052	4,129	4,947
352	Cotton Underwear	3,393	3,829	6,818	3,891	7,873	7,409	13,513	9,629
353	Cotton Down-filled Coats, MB	3	3	12	1	99	96	283	23
354	Cotton Down-filled Coats, WGI	12	26	29	2	232	823	814	95
359	Other Cotton Apparel	2,975	2,973	2,908	2,778	15,280	18,074	14,922	18,443
360	Cotton Pillowcases	2,590	3,441	5,015	4,611	6,368	8,586	12,963	11,967
361	Cotton Sheets	22,243	26,252	39,518	36,091	29,331	36,372	51,713	47,529
362	Cotton Bedspreads & Quilts	1,716	2,023	2,269	2,879	6,982	8,183	6,991	10,040
363	Cotton Pile Towels	1,369	938	1,094	1,311	9,074	7,244	9,314	11,859
369	Other Cotton Manufactures	13,760	15,086	20,066	21,049	23,070	28,052	38,294	42,147
400	Wool Tops & Yarn	16,673	14,400	12,580	11,362	44,328	45,081	43,343	37,939
410	Woolen & Worsted Fabric	12,673	11,716	10,540	9,227	89,050	104,342	96,742	96,757
414	Other Wool Fabrics	4,506	3,974	4,126	3,799	44,707	45,605	43,084	43,740
431	Wool Gloves and Mittens	51	37	32	25	884	967	723	548
432	Wool Hosiery	286	313	296	227	4,296	5,401	4,930	4,558

U.S. general imports from the EUROPEAN COMMUNITY by MFA categories, 1987-90

Category	Description	1987	1988	1989	1990	1987	1988	1989	1990
		--1,000 equivalent square meters--				--1,000 dollars--			
433	Wool Suit-type Coats, MB	1,842	1,731	832	757	69,735	72,622	35,848	35,782
434	Other Wool Coats, MB	2,089	1,406	1,040	1,090	27,964	24,013	21,764	23,854
435	Wool Coats, WGI	3,072	3,405	2,879	2,860	57,358	71,966	72,752	82,086
436	Wool Dresses	1,328	944	751	769	21,767	18,791	18,235	18,535
438	Wool Knit Shirts	415	271	900	1,029	8,496	6,050	14,721	21,719
439	Wool Baby Garments	0	0	42	85	0	0	502	989
440	Wool Non-knit Shirts	183	194	125	116	4,606	3,633	3,348	2,700
442	Wool Skirts	2,347	1,667	977	803	52,807	47,228	30,060	27,142
443	Wool Suits, MB	2,492	2,097	2,740	2,332	64,046	82,682	127,401	118,820
444	Wool Suits, WGI	199	100	341	349	5,686	5,438	23,802	30,832
445	Wool Sweaters, MB	5,794	4,613	4,382	3,599	93,185	88,018	83,135	70,780
446	Wool Sweaters, WGI	4,347	3,587	2,635	1,825	98,592	93,713	77,290	66,548
447	Wool Trousers, MB	2,098	2,247	1,273	1,014	71,299	78,098	34,100	32,400
448	Wool Trousers, WGI	1,180	1,163	808	648	21,305	25,178	27,377	26,299
459	Other Wool Apparel	3,132	2,646	2,167	1,613	49,578	49,390	43,218	34,236
464	Wool Blankets	282	299	178	251	2,769	3,072	2,294	2,559
465	Wool Floor Coverings	6,233	4,838	6,340	5,029	143,652	119,625	115,596	121,220
469	Other Wool Manufactures	628	836	180	87	4,113	4,783	931	1,019
600	Textured Filament Yarns	110,073	81,256	40,760	50,382	41,600	33,030	17,915	22,727
603	Artificial Staple Fiber Yarns	227	479	813	6,190	253	440	690	4,697
604	Synthetic Staple Fiber Yarns	55,693	20,464	36,376	19,314	30,103	12,787	18,677	10,425
606	Non-textured Filament Yarns	312,807	312,142	196,600	156,995	57,431	67,503	47,081	44,273
607	Other MMF Staple Yarns	1,016	869	1,755	1,681	2,033	1,990	2,232	1,779
611	Woven Fabrics of Artificial Stap	14,230	17,843	23,129	30,031	40,021	60,896	68,231	86,961
613	MMF Sheeting	689	482	1,115	2,074	2,078	1,722	3,701	4,532
614	MMF Poplin and Broadcloth	344	374	451	619	1,409	1,360	1,742	2,574
615	MMF Printcloth	175	270	258	262	432	386	874	750
617	MMF Twills and Sateens	506	380	1,169	987	1,351	1,358	2,771	2,629
618	Woven Fabrics of C-F MMF Yarns	2,378	3,438	2,533	2,124	11,085	12,274	11,274	10,355
619	Woven Polyester Filament Fabrics	7,992	7,979	9,532	9,768	10,027	10,028	15,044	16,807
620	Other Woven Filament Fabrics	8,892	7,744	10,309	12,462	23,772	21,360	21,025	18,920
621	Impression Fabric	3,784	3,059	1,035	1,371	5,617	4,610	1,599	2,002
622	Glass Fiber Fabrics	5,846	5,470	7,694	9,057	7,675	8,010	9,237	13,588
624	MMF Fabric Mixed with Wool	34,042	36,271	28,410	15,188	67,409	75,546	59,417	35,536
625	MMF Poplin & Broadcloth	2,471	2,311	1,907	1,196	8,556	6,425	5,313	4,259
626	MMF Printcloth	615	612	615	305	876	777	2,185	1,213
627	MMF Sheeting	1,874	1,903	738	214	4,856	5,547	2,317	1,372
628	MMF Twills & Sateens	4,260	1,717	666	290	5,349	2,235	2,122	925
629	Other MMF Fabric	15,367	14,042	11,178	10,697	40,048	41,001	29,530	32,607
630	MMF Handkerchiefs	16	16	26	12	219	176	311	82
631	MMF Gloves	70	45	43	26	419	407	449	370
632	MMF Hosiery	1,358	1,625	781	488	4,964	5,371	3,672	2,854
633	MMF Suit-type Coats, MB	98	78	109	117	1,203	1,295	2,085	2,900
634	Other MMF Coats, MB	949	466	482	860	5,629	5,123	5,339	7,191
635	MMF Coats, WGI	1,065	1,782	1,284	1,601	14,589	18,675	19,623	31,087
636	MMF Dresses	1,485	1,286	1,080	1,051	14,824	15,603	14,669	17,108
638	MMF Knit Shirts, MB	346	134	258	131	1,992	1,298	1,560	1,145
639	MMF Knit Shirts, WGI	328	219	368	312	3,318	2,117	3,450	4,774
640	MMF Non-knit Shirts, MB	326	363	459	671	2,883	4,199	6,149	9,213
641	MMF Non-knit Shirts, WGI	742	582	515	660	12,068	10,124	13,352	15,872
642	MMF Skirts	2,103	1,517	1,301	1,381	22,909	20,856	19,040	22,366
643	MMF Suits, MB	137	120	69	80	1,980	2,092	1,700	1,958
644	MMF Suits, WGI	152	103	97	131	2,423	1,773	4,610	7,788
645	MMF Sweaters, MB	4,604	2,901	1,786	2,712	10,119	7,074	3,786	4,742




U.S. general imports from the EUROPEAN COMMUNITY by MFA categories, 1987-90


Category	Description	1987	1988	1989	1990	1987	1988	1989	1990
		--1,000 equivalent square meters--				-----1,000 dollars-----			
646	MMF Sweaters, WGI	4,815	3,520	2,363	2,099	11,257	7,454	8,539	7,657
647	MMF Trousers, MB	517	645	466	548	6,546	7,164	6,736	7,589
648	MMF Trousers, WGI	802	887	689	688	9,038	10,989	12,159	14,118
649	MMF Brassieres etc.	197	115	165	149	3,354	2,448	3,613	4,042
650	MMF Dressing Gowns	42	64	511	210	384	402	1,023	820
651	MMF Nightwear	139	82	101	91	248	271	295	458
652	MMF Underwear	2,554	4,561	625	1,608	2,709	4,980	2,957	4,199
653	MMF Down-filled Coats, MB	12	10	4	1	342	285	144	46
654	MMF Down-filled Coats, WGI	12	15	16	4	285	237	345	124
659	Other MMF Apparel	14,002	25,782	27,252	14,428	43,063	79,055	95,221	54,213
665	MMF Floor Coverings	6,491	6,726	12,281	10,323	39,847	44,330	47,865	52,330
666	Other MMF Furnishings	86,373	57,229	45,901	42,252	51,799	38,003	28,314	22,856
669	Other MMF Manufactures	55,409	62,999	18,318	16,495	27,843	29,718	8,723	8,155
670	MMF Flat Goods, etc.	643	1,675	2,149	2,020	6,380	14,668	17,761	19,128
800	SLR Yarn	2,342	2,104	3,939	4,715	2,213	1,973	3,127	3,405
810	SLR Fabric	9,303	7,328	11,362	7,690	47,720	42,295	46,573	50,471
831	SLR Gloves	1	4	4	1	10	15	121	57
832	SLR Hosiery	41	65	19	22	323	309	86	159
833	SLR Suit-type Coats, MB	219	225	110	130	6,526	5,512	3,965	5,323
834	Other SLR Coats, MB	85	111	26	15	2,418	3,240	658	419
835	SLR Coats, WGI	365	543	330	474	7,720	9,258	9,047	12,549
836	SLR Dresses	233	242	154	118	7,299	6,265	4,256	4,208
838	SLR Knit Shirts	16	16	40	66	867	827	1,537	1,622
839	SLR Baby Garments	0	0	3	6	0	0	36	83
840	SLR Non-knit Shirts	544	776	697	515	17,131	15,573	17,602	20,819
842	SLR Skirts	278	469	122	146	6,798	6,337	4,323	4,692
843	SLR Suits, MB	337	167	69	69	8,000	6,791	3,076	3,113
844	SLR Suits, WGI	131	54	67	104	4,047	2,622	3,413	4,878
845	Sweaters, Oth Non-Cot Veg Fibers	195	219	239	171	2,653	2,757	2,432	1,785
846	Sweaters, Silk Blends	30	24	12	14	795	575	247	431
847	SLR Trousers	536	584	389	517	14,382	12,890	11,786	12,953
850	SLR Robes	15	32	9	9	378	325	93	86
851	SLR Nightwear	30	39	16	12	241	179	74	69
852	SLR Underwear	122	36	19	15	497	163	239	233
858	SLR Neckties	505	367	111	124	9,313	7,008	2,784	4,447
859	Other SLR Apparel	854	687	926	769	8,660	5,180	4,862	4,685
863	SLR Towels	60	67	158	144	523	566	594	624
870	SLR Handbags and Flatgoods	25	10	122	75	175	88	858	842
871	Handbags & Flatgoods, Silk & Veg	242	116	151	191	3,213	2,314	2,642	2,986
899	Other SLR Manufactures	3,238	6,115	4,477	3,159	4,428	4,269	6,531	5,055
Total		1,239,778	1,118,434	1,147,110	1,074,028	2,758,350	2,728,699	2,728,761	2,816,294

Source: Compiled from official statistics of the U.S. Department of Commerce.

Note.--A zero (0) indicates less than \$500 or 500 equivalent square meters. Because of rounding, figures may not add up to totals shown.



**SECTION C**  
**IMPORTS FROM SELECTED COUNTRIES**  
**BY MFA CATEGORIES**



U.S. general imports from ARGENTINA by MFA categories, 1987-90

Category	Description	1987	1988	1989	1990	1987	1988	1989	1990
		--1,000 equivalent square meters--				--1,000 dollars--			
200	Cot or MMF Yarns, Sewing Thread	0	5	9	0	0	8	6	0
201	Cot or MMF Specialty Yarns	.	.	0	1	.	.	0	1
218	Cot or MMF Different Color Yarns	663	96	201	161	1,112	161	192	461
219	Cot or MMF Duck Fabric	222	89	2	0	381	107	13	0
220	Cot or MMF Special Weave Fabric	484	770	89	5	1,002	1,097	139	22
222	Cot or MMF Knit Fabric	2	2,738	6,819	3,783	1	1,663	4,128	1,736
223	Cot or MMF Non-woven Fabric	.	.	0	10	.	.	0	4
224	Cot or MMF Pile & Tufted Fabric	0	0	0	.	0	1	0	.
225	Cot or MMF Denim	4,804	2,856	4,064	2,170	8,098	3,863	5,521	2,966
226	Cot or MMF Cheesecloth & Batiste	538	0	90	0	111	0	109	0
229	Cot or MMF Special Purpose Fabri	462	339	167	1	117	55	27	1
237	Playsuits, Sunsuits, etc	7	23	0	125	28	133	1	124
239	Cot or MMF Apparel for Infants	2	7	11	13	12	40	65	64
300	Carded Cotton Yarn	14,016	6,059	3,691	5,737	4,866	2,292	978	1,717
301	Combed Cotton Yarn	1,299	5,464	3,979	878	561	2,630	1,751	355
313	Cotton Sheeting	4,492	2,285	957	453	3,275	1,334	439	213
314	Cotton Poplin & Broadcloth	464	114	316	28	393	133	463	58
315	Cotton Printcloth	814	0	0	.	528	0	0	.
317	Cotton Twills and Sateens	4,378	1,219	2,527	666	3,443	1,260	2,688	661
326	Cotton Sateens	85	338	38	45	73	268	72	70
331	Cotton Gloves & Mittens	.	.	0	0	.	.	0	0
332	Cotton Hosiery	0	0	0	.	1	0	0	.
333	Cotton Suit-type Coats, MB	11	2	0	0	130	22	4	0
334	Other Cotton Coats, MB	254	767	34	36	1,935	3,646	115	103
335	Cotton Coats, WGI	234	321	189	53	909	1,190	812	258
336	Cotton Dresses	10	35	55	34	40	76	109	95
338	Cotton Knit Shirts, MB	9	318	1,369	665	72	1,523	4,313	2,677
339	Cotton Knit Shirts, WGI	119	954	973	736	735	5,090	5,071	4,047
340	Cotton Non-knit Shirts, MB	4	51	93	113	16	168	345	416
341	Cotton Non-knit Shirts, WGI	34	32	145	369	228	101	385	1,481
342	Cotton Skirts	99	521	406	115	401	2,621	2,055	614
345	Cotton Sweaters	61	144	122	58	190	358	327	276
347	Cotton Trousers, MB	24	231	224	323	190	1,186	913	1,588
348	Cotton Trousers, WGI	94	1,968	3,741	2,841	386	10,591	18,162	13,664
349	Cotton Brassieres, etc.	0	0	0	0	2	4	2	0
350	Cotton Dressing Gowns	0	47	77	9	0	43	208	32
351	Cotton Nightwear	0	147	1,397	115	0	235	1,397	120
352	Cotton Underwear	5	228	173	80	29	326	253	138
359	Other Cotton Apparel	35	28	271	57	81	64	345	122
360	Cotton Pillowcases	0	10	138	0	0	5	145	0
361	Cotton Sheets	0	172	801	0	0	126	589	0
363	Cotton Pile Towels	134	219	111	262	1,210	1,171	602	731
369	Other Cotton Manufactures	0	112	788	300	1	93	673	349
400	Wool Tops & Yarn	6	0	2	2	25	0	5	4
410	Woolen & Worsted Fabric	186	262	356	297	739	1,427	2,242	1,645
414	Other Wool Fabrics	0	0	2	15	0	1	8	44
433	Wool Suit-type Coats, MB	0	15	2	0	0	145	25	0
434	Other Wool Coats, MB	85	0	3	13	484	1	29	153
435	Wool Coats, WGI	2	93	294	150	25	443	1,898	782
436	Wool Dresses	12	7	12	2	96	75	135	16
438	Wool Knit Shirts	7	16	9	5	111	315	156	116
439	Wool Baby Garments	.	.	0	1	.	.	0	4
440	Wool Non-knit Shirts	0	0	0	.	0	0	0	.

C-1

U.S. general imports from ARGENTINA by MFA categories, 1987-90

Category	Description	--1,000 equivalent square meters--				--1,000 dollars--			
		1987	1988	1989	1990	1987	1988	1989	1990
442	Wool Skirts	39	119	201	157	619	1,175	2,051	1,233
443	Wool Suits, MB	0	0	5	0	0	4	67	3
444	Wool Suits, WGI	0	0	0	45	0	0	0	410
445	Wool Sweaters, MB	11	5	5	6	145	68	79	114
446	Wool Sweaters, WGI	76	60	20	13	941	754	317	295
447	Wool Trousers, MB	0	12	10	0	0	111	133	0
448	Wool Trousers, WGI	3	734	721	498	44	6,215	6,475	4,329
459	Other Wool Apparel	99	198	21	1	597	1,337	303	11
464	Wool Blankets	0	0	0	12	0	0	0	85
465	Wool Floor Coverings	1	4	0	5	1	358	8	99
469	Other Wool Manufactures	41	84	0	.	118	257	0	.
600	Textured Filament Yarns	41	0	6	0	18	0	3	0
606	Non-textured Filament Yarns	1,133	1,627	316	0	328	261	27	0
611	Woven Fabrics of Artificial Stap	0	105	486	481	0	133	704	818
615	MMF Printcloth	.	.	0	3	.	.	0	6
618	Woven Fabrics of C-F MMF Yarns	0	2	0	211	0	4	7	289
619	Woven Polyester Filament Fabrics	45	0	142	12	7	0	198	14
620	Other Woven Filament Fabrics	0	68	963	60	0	129	1,679	108
624	MMF Fabric Mixed with Wool	0	6	3	0	0	17	9	0
626	MMF Printcloth	0	2	0	.	0	3	0	.
629	Other MMF Fabric	3	8	58	2	14	24	110	7
631	MMF Gloves	0	0	0	0	0	1	0	0
632	MMF Hosiery	.	.	0	0	.	.	0	0
633	MMF Suit-type Coats, MB	0	5	7	0	0	51	65	0
634	Other MMF Coats, MB	8	5	1	11	16	16	4	39
635	MMF Coats, WGI	0	2	4	0	2	10	19	2
636	MMF Dresses	1	12	2	3	2	22	13	27
638	MMF Knit Shirts, MB	0	2	8	0	0	10	24	3
639	MMF Knit Shirts, WGI	0	2	2	0	1	12	14	7
640	MMF Non-knit Shirts, MB	0	6	38	25	0	28	156	128
641	MMF Non-knit Shirts, WGI	0	1	1	37	0	12	3	237
642	MMF Skirts	0	2	0	1	2	10	7	23
644	MMF Suits, WGI	0	0	0	0	0	0	0	22
645	MMF Sweaters, MB	1	i	0	0	3	2	1	0
646	MMF Sweaters, WGI	1	3	18	1	2	4	28	13
647	MMF Trousers, MB	0	11	11	5	0	75	61	23
648	MMF Trousers, WGI	0	2	1	4	1	6	2	31
649	MMF Brassieres etc.	0	0	0	1	4	3	1	7
650	MMF Dressing Gowns	0	2	31	1	0	6	37	3
651	MMF Nightwear	0	4	32	0	0	10	28	0
652	MMF Underwear	2	49	21	7	6	69	20	18
659	Other MMF Apparel	3	55	146	37	13	120	209	108
666	Other MMF Furnishings	3	4	0	.	3	5	0	.
669	Other MMF Manufactures	6,578	11,261	5,143	2,904	780	1,678	773	426
670	MMF Flat Goods, etc.	1	0	1	0	3	0	5	3
810	SLR Fabric	49	0	0	0	108	0	0	0
835	SLR Coats, WGI	0	0	12	18	0	0	73	138
836	SLR Dresses	.	.	0	2	.	.	0	16
840	SLR Non-knit Shirts	.	.	0	2	.	.	0	10
842	SLR Skirts	0	0	5	20	0	0	42	149
844	SLR Suits, WGI	.	.	0	2	.	.	0	60
845	Sweaters, Oth Non-Cot Veg Fibers	0	0	0	.	2	0	0	.
847	SLR Trousers	0	0	90	18	0	0	599	122
852	SLR Underwear	1	0	0	.	5	0	0	.

U.S. general imports from ARGENTINA by MFA categories, 1987-90

Category	Description	---1,000 equivalent square meters---				-----1,000 dollars-----			
		1987	1988	1989	1990	1987	1988	1989	1990
859	Other SLR Apparel	36	0	4	4	27	0	5	6
899	Other SLR Manufactures	0	0	395	0	0	0	422	0
Total		42,332	43,564	43,679	25,337	35,853	59,091	72,694	47,366

Source: Compiled from official statistics of the U.S. Department of Commerce.

Note.--A zero (0) indicates less than \$500 or 500 equivalent square meters. Because of rounding, figures may not add up to totals shown.

U.S. general imports from AUSTRALIA by MFA categories, 1987-90

Category	Description	1987	1988	1989	1990	1987	1988	1989	1990
		--1,000 equivalent square meters--				--1,000 dollars--			
200	Cot or MMF Yarns, Sewing Thread	0	2	1	0	0	5	3	0
201	Cot or MMF Specialty Yarns	1	0	6	0	1	0	27	0
218	Cot or MMF Different Color Yarns	22	120	12	9	85	115	64	20
219	Cot or MMF Duck Fabric	0	0	0	7	0	0	2	36
220	Cot or MMF Special Weave Fabric	9	44	85	78	12	124	219	81
222	Cot or MMF Knit Fabric	12	67	56	44	19	150	72	40
223	Cot or MMF Non-woven Fabric	208	127	372	15,265	168	83	194	3,137
224	Cot or MMF Pile & Tufted Fabric	0	0	0	4	1	1	6	12
225	Cot or MMF Denim	0	9	12	0	0	44	50	0
226	Cot or MMF Cheesecloth & Batiste	0	0	19	0	0	1	17	0
227	Cot or MMF Oxford Cloth	0	2	0	0	2	9	0	0
229	Cot or MMF Special Purpose Fabri	140	854	317	347	169	509	382	408
237	Playsuits, Sun suits, etc	56	21	7	1	228	160	21	7
239	Cot or MMF Apparel for Infants	3	35	2	0	19	120	22	8
313	Cotton Sheetting	75	814	91	572	69	1,001	163	1,119
314	Cotton Poplin & Broadcloth	1	0	2	11	6	2	5	94
315	Cotton Printcloth	0	0	0	0	0	2	1	0
317	Cotton Twills and Sateens	2	0	0	8	6	0	0	45
326	Cotton Sateens	.	.	0	13	.	.	0	55
331	Cotton Gloves & Mittens	0	0	0	.	0	0	0	.
332	Cotton Hosiery	1	3	10	3	9	20	43	30
333	Cotton Suit-type Coats, MB	4	1	0	2	18	9	3	51
334	Other Cotton Coats, MB	80	97	199	129	1,296	1,741	2,356	2,644
335	Cotton Coats, WGI	65	26	204	151	814	334	1,896	2,688
336	Cotton Dresses	49	71	4	9	278	201	13	28
338	Cotton Knit Shirts, MB	205	36	23	65	1,424	280	179	1,082
339	Cotton Knit Shirts, WGI	101	35	19	18	1,330	531	314	367
340	Cotton Non-knit Shirts, MB	20	55	15	16	151	352	199	231
341	Cotton Non-knit Shirts, WGI	34	4	10	10	644	94	282	164
342	Cotton Skirts	52	42	43	8	637	321	322	82
345	Cotton Sweaters	197	409	440	809	321	1,166	3,417	6,673
347	Cotton Trousers, MB	510	570	737	1,779	2,016	2,436	3,720	10,606
348	Cotton Trousers, WGI	111	99	99	75	1,020	800	768	619
349	Cotton Brassieres, etc.	0	0	0	.	0	0	0	.
350	Cotton Dressing Gowns	4	2	1	2	19	3	2	20
351	Cotton Nightwear	0	0	11	5	0	0	33	38
352	Cotton Underwear	4	1	81	61	26	4	271	256
359	Other Cotton Apparel	93	93	56	705	530	466	364	1,658
360	Cotton Pillowcases	0	102	23	131	2	600	178	1,091
361	Cotton Sheets	28	1,032	236	893	144	2,501	785	2,400
362	Cotton Bedspreads & Quilts	1	201	83	302	6	821	240	1,248
363	Cotton Pile Towels	3	0	1	0	30	4	7	4
369	Other Cotton Manufactures	147	233	54	21	87	372	44	61
400	Wool Tops & Yarn	606	606	730	146	973	1,742	1,625	273
410	Woolen & Worsted Fabric	4	10	13	6	83	70	153	67
414	Other Wool Fabrics	75	78	87	85	734	889	858	959
432	Wool Hosiery	0	2	2	2	3	20	24	29
433	Wool Suit-type Coats, MB	0	0	2	1	7	11	50	32
434	Other Wool Coats, MB	4	1	1	4	49	18	26	107
435	Wool Coats, WGI	9	13	8	6	78	170	151	95
436	Wool Dresses	4	10	1	4	54	165	52	58
438	Wool Knit Shirts	1	0	1	1	14	1	55	64
439	Wool Baby Garments	.	.	0	0	.	.	1	0

G-4



U.S. general imports from AUSTRALIA by MFA categories, 1987-90

Category	Description	--1,000 equivalent square meters--				--1,000 dollars--			
		1987	1988	1989	1990	1987	1988	1989	1990
440	Wool Non-knit Shirts	3	3	1	1	33	62	32	20
442	Wool Skirts	2	10	35	11	42	279	536	148
443	Wool Suits, MB	1	0	1	0	15	5	28	1
444	Wool Suits, WGI	0	1	0	0	3	12	0	0
445	Wool Sweaters, MB	64	25	32	12	257	615	953	410
446	Wool Sweaters, WGI	32	44	39	21	975	1,881	1,681	1,067
447	Wool Trousers, MB	4	8	3	8	134	222	114	190
448	Wool Trousers, WGI	1	8	7	9	42	209	252	266
459	Other Wool Apparel	14	18	18	11	258	355	124	132
464	Wool Blankets	3	2	1	0	46	31	12	2
465	Wool Floor Coverings	55	93	52	35	1,040	1,415	1,289	832
469	Other Wool Manufactures	449	57	1	6	1,106	207	8	19
600	Textured Filament Yarns	0	0	151	1	0	0	94	1
604	Synthetic Staple Fiber Yarns	0	19	585	91	0	31	103	10
606	Non-textured Filament Yarns	1	483	0	318	1	28	0	68
607	Other MMF Staple Yarns	0	0	1	0	0	0	2	0
613	MMF Sheeting	0	2	1,911	275	1	2	2,362	526
614	MMF Poplin and Broadcloth	0	34	0	0	0	22	0	0
615	MMF Printcloth	0	0	0	0	1	0	0	0
617	MMF Twills and Sateens	0	13	0	0	0	72	5	0
618	Woven Fabrics of C-F MMF Yarns	0	0	0	1	1	1	0	11
619	Woven Polyester Filament Fabrics	1	43	0	0	4	64	1	0
620	Other Woven Filament Fabrics	9	2	7	1	51	9	26	5
621	Impression Fabric	1	0	0	0	6	0	0	0
624	MMF Fabric Mixed with Wool	0	28	0	0	0	78	0	0
626	MMF Printcloth	0	0	0	0	0	0	1	0
628	MMF Twills & Sateens	1	0	7	0	4	4	27	0
629	Other MMF Fabric	68	37	2	0	52	70	14	1
631	MMF Gloves	0	0	0	0	0	1	0	0
632	MMF Hosiery	0	1	0	0	7	15	1	1
633	MMF Suit-type Coats, MB	1	0	1	0	14	0	18	6
634	Other MMF Coats, MB	1	2	31	5	20	27	105	36
635	MMF Coats, WGI	36	13	15	16	447	220	190	263
636	MMF Dresses	53	47	13	13	519	437	125	93
638	MMF Knit Shirts, MB	16	183	291	1	61	301	131	6
639	MMF Knit Shirts, WGI	64	11	2	2	276	61	18	34
640	MMF Non-knit Shirts, MB	10	0	0	1	18	0	3	10
641	MMF Non-knit Shirts, WGI	8	19	21	25	134	388	494	588
642	MMF Skirts	144	22	17	18	1,393	442	425	407
643	MMF Suits, MB	1	0	1	0	6	0	10	0
644	MMF Suits, WGI	6	2	3	0	42	29	35	4
645	MMF Sweaters, MB	3	0	0	2	25	2	1	12
646	MMF Sweaters, WGI	1	2	0	0	6	5	2	7
647	MMF Trousers, MB	3	1	17	6	40	9	86	83
648	MMF Trousers, WGI	8	7	10	22	112	83	179	477
649	MMF Brassieres etc.	10	0	0	0	154	0	0	1
650	MMF Dressing Gowns	0	0	0	2	0	3	0	26
651	MMF Nightwear	0	1	0	4	1	1	0	33
652	MMF Underwear	0	3	0	6	14	14	1	21
659	Other MMF Apparel	252	512	251	546	812	1,426	947	2,020
665	MMF Floor Coverings	0	0	0	1	0	1	2	7
666	Other MMF Furnishings	90	318	3,779	579	120	172	3,912	640
669	Other MMF Manufactures	264	72	8	676	179	61	22	10
670	MMF Flat Goods, etc.	3	0	7	8	14	3	24	25

C-5

U.S. general imports from AUSTRALIA by MFA categories, 1987-90

Category	Description	1987	1988	1989	1990	1987	1988	1989	1990
		--1,000 equivalent square meters--				-----1,000 dollars-----			
810	SLR Fabric	0	0	12	0	1	2	54	6
832	SLR Hosiery	0	0	0	1	1	0	0	1
833	SLR Suit-type Coats, MB	0	0	0	0	4	0	0	0
834	Other SLR Coats, MB	1	0	0	.	15	1	0	.
835	SLR Coats, WGI	2	3	1	0	34	48	7	5
836	SLR Dresses	3	9	1	2	35	81	5	29
838	SLR Knit Shirts	0	0	4	1	26	0	10	3
840	SLR Non-knit Shirts	1	2	2	3	18	39	60	65
842	SLR Skirts	1	1	0	2	21	24	3	37
843	SLR Suits, MB	0	1	0	0	1	6	0	15
844	SLR Suits, WGI	3	4	0	.	10	51	0	.
845	Sweaters, Oth Non-Cot Veg Fibers	0	0	0	.	3	0	0	.
847	SLR Trousers	2	2	2	9	39	35	47	86
850	SLR Robes	4	10	1	0	122	202	7	0
851	SLR Nightwear	0	0	0	.	8	3	0	.
852	SLR Underwear	0	0	1	2	2	7	8	6
858	SLR Neckties	1	0	0	0	52	6	3	0
859	Other SLR Apparel	46	10	8	8	164	43	40	32
863	SLR Towels	1	0	0	.	4	0	0	.
870	SLR Handbags and Flatgoods	0	0	0	0	0	0	0	2
899	Other SLR Manufactures	0	0	2	0	0	0	4	0
<b>Total</b>		<b>4,693</b>	<b>8,119</b>	<b>11,535</b>	<b>24,571</b>	<b>22,627</b>	<b>28,392</b>	<b>34,325</b>	<b>47,590</b>

Source: Compiled from official statistics of the U.S. Department of Commerce.

Note.--A zero (0) indicates less than \$500 or 500 equivalent square meters. Because of rounding, figures may not add up to totals shown.

U.S. general imports from AUSTRIA by MFA categories, 1987-90

Category	Description	1987	1988	1989	1990	1987	1988	1989	1990
		--1,000 equivalent square meters--				-----1,000 dollars-----			
200	Cot or MMF Yarns, Sewing Thread	28	4	2	0	57	4	4	1
201	Cot or MMF Specialty Yarns	2	39	43	43	14	112	71	97
218	Cot or MMF Different Color Yarns	133	27	38	107	412	204	169	361
219	Cot or MMF Duck Fabric	0	0	2	5	1	0	11	21
220	Cot or MMF Special Weave Fabric	139	296	238	337	965	1,598	1,817	2,290
222	Cot or MMF Knit Fabric	560	532	637	252	1,083	1,252	1,317	366
223	Cot or MMF Non-woven Fabric	1,836	0	631	38	269	0	45	19
224	Cot or MMF Pile & Tufted Fabric	13	16	57	103	121	73	475	812
225	Cot or MMF Denim	0	0	0	3	2	5	0	12
226	Cot or MMF Cheesecloth & Batiste	4	24	22	4	18	85	53	26
227	Cot or MMF Oxford Cloth	1	0	0	0	3	1	0	8
229	Cot or MMF Special Purpose Fabri	2,565	1,427	1,277	926	1,993	2,073	1,839	2,363
237	Playsuits, Sun suits, etc	112	83	1	5	533	661	32	78
239	Cot or MMF Apparel for Infants	2	0	20	21	22	3	341	320
300	Carded Cotton Yarn	0	21	30	28	0	13	21	21
301	Combed Cotton Yarn	1	1	0	0	3	1	1	0
313	Cotton Sheeting	111	99	34	23	536	405	161	108
314	Cotton Poplin & Broadcloth	13	14	34	65	61	63	187	199
315	Cotton Printcloth	13	36	22	5	57	126	68	24
317	Cotton Twills and Sateens	43	18	12	29	219	173	88	138
326	Cotton Sateens	132	97	54	85	560	262	368	529
330	Cotton Handkerchiefs	0	0	60	58	0	0	79	49
331	Cotton Gloves & Mittens	0	0	0	0	5	0	0	1
332	Cotton Hosiery	47	43	37	7	207	209	164	43
333	Cotton Suit-type Coats, MB	3	2	1	0	86	37	20	5
334	Other Cotton Coats, MB	11	18	13	5	124	152	144	44
335	Cotton Coats, WGI	25	29	29	10	268	319	295	128
336	Cotton Dresses	14	13	6	5	83	40	36	46
338	Cotton Knit Shirts, MB	40	16	9	14	639	430	304	289
339	Cotton Knit Shirts, WGI	77	67	25	40	1,039	1,047	396	683
340	Cotton Non-knit Shirts, MB	13	2	1	2	78	19	11	43
341	Cotton Non-knit Shirts, WGI	36	23	9	12	623	448	303	256
342	Cotton Skirts	22	18	10	13	636	488	242	278
345	Cotton Sweaters	166	64	41	38	878	461	324	376
347	Cotton Trousers, MB	9	28	12	9	127	179	178	123
348	Cotton Trousers, WGI	24	5	12	14	256	88	197	191
349	Cotton Brassieres, etc.	.	.	0	0	.	.	0	1
350	Cotton Dressing Gowns	1	3	16	16	21	35	98	82
351	Cotton Nightwear	3	0	11	2	5	3	38	18
352	Cotton Underwear	27	110	52	28	68	968	455	214
353	Cotton Down-filled Coats, MB	0	0	2	0	9	0	17	2
354	Cotton Down-filled Coats, WGI	0	0	0	.	4	1	0	.
359	Other Cotton Apparel	184	133	89	107	1,015	829	690	852
360	Cotton Pillowcases	0	2	0	0	4	10	8	3
361	Cotton Sheets	0	13	2	1	3	30	17	11
362	Cotton Bedspreads & Quilts	1	11	3	6	15	76	25	26
363	Cotton Pile Towels	28	25	15	11	237	390	196	90
369	Other Cotton Manufactures	196	166	251	193	442	370	407	624
400	Wool Tops & Yarn	33	51	21	2	107	181	123	10
410	Woolen & Worsted Fabric	163	92	71	27	978	669	444	254
414	Other Wool Fabrics	37	13	64	43	306	127	270	454
431	Wool Gloves and Mittens	3	3	2	1	108	81	99	59
432	Wool Hosiery	2	2	5	4	70	54	69	40

U.S. general imports from AUSTRIA by MFA categories, 1987-90

Category	Description	1987	1988	1989	1990	1987	1988	1989	1990
		--1,000 equivalent square meters--				-----1,000 dollars-----			
433	Wool Suit-type Coats, MB	21	44	1	33	542	1,429	19	866
434	Other Wool Coats, MB	9	7	8	3	253	178	173	109
435	Wool Coats, WGI	280	173	147	88	2,832	1,780	1,773	1,133
436	Wool Dresses	2	2	1	0	17	23	12	6
438	Wool Knit Shirts	1	1	2	3	52	57	59	54
439	Wool Baby Garments	0	0	6	0	0	0	12	7
440	Wool Non-knit Shirts	2	2	3	2	50	63	102	48
442	Wool Skirts	31	30	27	23	1,193	997	1,025	827
443	Wool Suits, MB	18	5	40	45	382	32	1,278	1,634
444	Wool Suits, WGI	1	0	0	0	28	6	10	1
445	Wool Sweaters, MB	10	4	2	6	307	144	60	307
446	Wool Sweaters, WGI	28	29	26	19	872	1,077	1,055	817
447	Wool Trousers, MB	24	25	4	2	1,059	1,550	98	155
448	Wool Trousers, WGI	26	3	4	8	798	43	133	381
459	Other Wool Apparel	22	17	22	17	473	346	428	402
464	Wool Blankets	1	0	0	7	8	0	4	69
465	Wool Floor Coverings	37	6	9	19	1,085	254	250	450
469	Other Wool Manufactures	23	12	0	1	150	91	4	8
600	Textured Filament Yarns	894	235	1,202	376	660	478	746	222
603	Artificial Staple Fiber Yarns	2,671	407	310	3,299	1,418	236	154	2,081
604	Synthetic Staple Fiber Yarns	1,343	1,947	430	354	702	1,397	629	539
606	Non-textured Filament Yarns	4	30	1,471	4,777	4	34	256	967
607	Other MMF Staple Yarns	4	0	777	785	4	0	327	397
611	Woven Fabrics of Artificial Stap	59	111	313	389	237	392	742	799
613	MMF Sheeting	0	3	182	178	0	20	715	458
614	MMF Poplin and Broadcloth	0	0	0	4	0	0	5	27
615	MMF Printcloth	2	2	4	2	10	7	17	12
617	MMF Twills and Sateens	0	6	0	0	2	69	1	0
618	Woven Fabrics of C-F MMF Yarns	1	5	20	40	7	30	155	233
619	Woven Polyester Filament Fabrics	38	49	200	100	190	210	1,073	554
620	Other Woven Filament Fabrics	50	60	108	68	257	346	528	392
621	Impression Fabric	0	1	0	.	0	1	0	.
624	MMF Fabric Mixed with Wool	19	2	42	9	31	12	143	21
625	MMF Poplin & Broadcloth	0	1	1	3	1	2	4	21
626	MMF Printcloth	0	7	3	1	0	37	9	10
627	MMF Sheeting	10	10	3	3	97	88	6	11
628	MMF Twills & Sateens	1	2	8	18	3	12	45	52
629	Other MMF Fabric	386	309	28	39	2,010	1,723	233	251
631	MMF Gloves	0	1	0	0	4	9	0	1
632	MMF Hosiery	16	55	5	1	96	208	30	25
633	MMF Suit-type Coats, MB	1	0	0	0	24	3	5	2
634	Other MMF Coats, MB	5	6	10	4	122	111	194	89
635	MMF Coats, WGI	12	17	32	16	282	245	594	515
636	MMF Dresses	1	0	2	2	8	3	16	30
638	MMF Knit Shirts, MB	1	0	3	0	7	0	33	7
639	MMF Knit Shirts, WGI	7	7	1	3	58	87	28	60
640	MMF Non-knit Shirts, MB	0	1	0	0	19	14	1	9
641	MMF Non-knit Shirts, WGI	5	3	2	3	53	57	47	109
642	MMF Skirts	3	3	2	2	81	49	35	57
643	MMF Suits, MB	3	1	0	0	45	19	1	1
644	MMF Suits, WGI	0	0	0	0	1	1	2	1
645	MMF Sweaters, MB	0	1	2	0	4	6	7	2
646	MMF Sweaters, WGI	4	23	21	5	66	100	230	51
647	MMF Trousers, MB	9	7	33	10	420	340	785	339

U.S. general imports from AUSTRIA by MFA categories, 1987-90

Cate- gory	Description	1987	1988	1989	1990	1987	1988	1989	1990
		--1,000 equivalent square meters--				-----1,000 dollars-----			
648	MMF Trousers, WGI	13	10	23	7	283	369	649	263
649	MMF Brassieres etc.	31	0	3	1	387	10	12	18
650	MMF Dressing Gowns	0	0	1	0	0	0	2	3
651	MMF Nightwear	15	0	0	.	9	0	0	.
652	MMF Underwear	38	4	4	0	64	16	11	3
653	MMF Down-filled Coats, MB	0	0	0	.	1	1	0	.
654	MMF Down-filled Coats, WGI	0	0	0	0	0	3	0	0
659	Other MMF Apparel	258	234	178	168	1,336	1,256	1,129	985
665	MMF Floor Coverings	5	1	3	2	47	57	37	22
666	Other MMF Furnishings	59	33	75	79	367	164	110	311
669	Other MMF Manufactures	7,955	889	734	906	1,437	355	483	836
670	MMF Flat Goods, etc.	12	12	2	1	36	41	19	8
800	SLR Yarn	109	0	0	.	24	0	0	.
810	SLR Fabric	83	6	62	84	291	44	399	339
831	SLR Gloves	0	0	0	.	0	1	0	.
832	SLR Hosiery	0	0	0	0	1	6	2	0
833	SLR Suit-type Coats, MB	1	3	0	0	33	75	0	16
834	Other SLR Coats, MB	0	0	0	0	2	2	1	6
835	SLR Coats, WGI	0	1	7	3	4	14	59	99
836	SLR Dresses	0	0	1	0	11	1	5	1
838	SLR Knit Shirts	0	0	0	0	2	0	2	3
840	SLR Non-knit Shirts	0	0	1	4	15	6	26	327
842	SLR Skirts	2	1	1	1	60	39	30	44
843	SLR Suits, MB	1	4	0	0	20	32	0	17
844	SLR Suits, WGI	0	3	0	0	0	16	1	6
845	Sweaters, Oth Non-Cot Veg Fibers	0	1	1	0	1	19	15	1
846	Sweaters, Silk Blends	0	6	0	.	0	61	0	.
847	SLR Trousers	0	0	0	2	6	1	4	56
850	SLR Robes	0	0	2	3	0	0	20	24
852	SLR Underwear	1	0	0	0	3	0	2	1
858	SLR Neckties	0	0	2	0	0	2	28	2
859	Other SLR Apparel	23	18	13	18	223	163	119	129
863	SLR Towels	0	0	0	0	0	1	0	3
870	SLR Handbags and Flatgoods	2	0	0	0	14	0	2	0
871	Handbags & Flatgoods, Silk & Veg	0	0	0	0	2	0	6	2
899	Other SLR Manufactures	74	24	19	32	349	52	62	156
<b>Total</b>		<b>21,643</b>	<b>8,608</b>	<b>10,676</b>	<b>14,833</b>	<b>37,424</b>	<b>32,082</b>	<b>30,244</b>	<b>32,380</b>

Source: Compiled from official statistics of the U.S. Department of Commerce.

Note.--A zero (0) indicates less than \$500 or 500 equivalent square meters. Because of rounding, figures may not add up to totals shown.

U.S. general imports from BANGLADESH by MFA categories, 1987-90

Category	Description	1987	1988	1989	1990	1987	1988	1989	1990
		--1,000 equivalent square meters--				--1,000 dollars--			
218	Cot or MMF Different Color Yarns	0	0	0	.	0	0	0	.
220	Cot or MMF Special Weave Fabric	.	.	0	0	.	.	0	2
222	Cot or MMF Knit Fabric	0	56	0	0	0	20	0	0
237	Playsuits, Sun suits, etc	1,740	4,643	1,281	2,637	2,079	6,873	1,691	3,379
239	Cot or MMF Apparel for Infants	158	490	1,485	4,211	350	742	2,254	8,133
300	Carded Cotton Yarn	1,326	0	0	.	419	0	0	.
330	Cotton Handkerchiefs	0	0	0	.	1	0	0	.
331	Cotton Gloves & Mittens	1,393	1,158	1,662	2,215	898	614	977	1,332
333	Cotton Suit-type Coats, MB	16	3	5	31	25	9	14	116
334	Other Cotton Coats, MB	1,950	2,635	2,939	2,410	3,791	6,112	7,667	6,433
335	Cotton Coats, WGI	4,127	4,314	3,353	4,656	5,678	8,212	7,759	10,516
336	Cotton Dresses	1,375	2,326	3,409	5,792	1,333	2,810	3,817	7,137
338	Cotton Knit Shirts, MB	1,999	870	1,745	1,832	9,613	4,865	8,200	11,382
339	Cotton Knit Shirts, WGI	5,710	1,367	3,270	3,133	16,699	5,139	15,222	16,618
340	Cotton Non-knit Shirts, MB	26,895	34,478	38,596	25,085	42,621	60,104	70,244	49,987
341	Cotton Non-knit Shirts, WGI	14,086	12,467	14,379	14,118	39,063	34,683	34,897	35,426
342	Cotton Skirts	3,628	2,757	1,425	3,200	8,007	6,991	3,634	8,775
345	Cotton Sweaters	379	346	96	325	622	594	294	810
347	Cotton Trousers, MB	11,157	8,894	6,783	8,971	21,085	20,520	19,076	32,108
348	Cotton Trousers, WGI	13,007	12,652	8,885	10,262	25,957	30,987	26,385	35,706
350	Cotton Dressing Gowns	187	367	535	512	171	336	543	477
351	Cotton Nightwear	1,866	4,480	10,215	11,520	1,970	4,772	10,051	12,029
352	Cotton Underwear	1,983	10,190	19,438	14,320	964	5,320	9,989	7,257
359	Other Cotton Apparel	1,425	3,154	3,191	6,657	1,988	4,498	4,319	9,483
360	Cotton Pillowcases	.	.	0	195	.	.	0	116
361	Cotton Sheets	.	.	0	1,324	.	.	0	797
362	Cotton Bedspreads & Quilts	0	2	0	0	0	2	1	0
363	Cotton Pile Towels	779	734	2,589	4,884	766	719	2,735	5,514
369	Other Cotton Manufactures	881	854	1,438	8,024	314	300	469	2,696
434	Other Wool Coats, MB	0	1	0	.	0	3	0	.
436	Wool Dresses	0	0	46	0	0	0	50	0
442	Wool Skirts	0	0	15	4	0	0	14	15
443	Wool Suits, MB	0	20	0	.	0	59	0	.
445	Wool Sweaters, MB	95	57	0	.	363	261	0	.
446	Wool Sweaters, WGI	103	3	0	0	460	10	0	0
459	Other Wool Apparel	22	0	0	.	25	0	0	.
631	MMF Gloves	615	219	641	861	299	145	479	472
633	MMF Suit-type Coats, MB	4	0	0	4	10	0	0	18
634	Other MMF Coats, MB	572	782	3,154	6,822	801	1,225	6,930	13,604
635	MMF Coats, WGI	1,831	1,663	3,332	4,911	2,527	2,976	7,063	10,470
636	MMF Dresses	896	1,693	2,286	2,303	1,201	1,736	3,076	3,260
638	MMF Knit Shirts, MB	9,360	5,147	2,356	6,976	17,993	9,910	3,669	11,856
639	MMF Knit Shirts, WGI	11,626	5,283	1,837	5,131	23,177	9,625	3,709	11,595
640	MMF Non-knit Shirts, MB	7,461	2,519	1,460	3,861	9,998	3,678	2,609	9,062
641	MMF Non-knit Shirts, WGI	1,968	1,657	3,279	10,621	4,276	4,189	9,793	32,776
642	MMF Skirts	1,191	268	277	1,112	3,051	672	886	3,339
644	MMF Suits, WGI	27	0	0	201	20	0	0	343
645	MMF Sweaters, MB	2,068	1,686	1,259	1,623	2,293	1,986	1,310	2,030
646	MMF Sweaters, WGI	3,362	2,740	2,776	4,094	3,818	3,135	3,619	5,319
647	MMF Trousers, MB	4,146	2,520	6,965	10,203	5,341	3,944	13,709	25,690
648	MMF Trousers, WGI	11,092	2,255	5,521	8,964	14,729	4,393	10,518	19,404
650	MMF Dressing Gowns	6	580	2,477	733	2	440	1,930	615
651	MMF Nightwear	72	2,620	4,751	2,073	36	1,811	3,140	1,655

U.S. general imports from BANGLADESH by MFA categories, 1987-90

Category	Description	--1,000 equivalent square meters--				--1,000 dollars--			
		1987	1988	1989	1990	1987	1988	1989	1990
652	MMF Underwear	0	232	188	0	0	91	57	0
653	MMF Down-filled Coats, MB	.	.	0	17	.	.	0	121
659	Other MMF Apparel	423	638	2,095	5,106	353	540	1,824	6,226
666	Other MMF Furnishings	45	0	8	0	46	1	9	0
670	MMF Flat Goods, etc.	211	246	550	419	291	335	762	388
835	SLR Coats, WGI	41	51	7	138	62	110	17	257
836	SLR Dresses	0	0	15	117	0	0	21	174
840	SLR Non-knit Shirts	70	7	425	400	201	14	1,115	1,118
842	SLR Skirts	40	11	71	314	178	22	205	706
845	Sweaters, Oth Non-Cot Veg Fibers	56	523	34	0	108	956	33	0
847	SLR Trousers	259	1,362	6,930	3,470	1,336	4,621	21,406	10,696
852	SLR Underwear	0	18	0	.	0	59	0	.
859	Other SLR Apparel	.	.	0	618	.	.	2	603
870	SLR Handbags and Flatgoods	1	0	3	9	3	0	3	21
871	Handbags & Flatgoods, Silk & Veg	5	0	0	0	3	1	1	0
899	Other SLR Manufactures	100	13	984	2,425	31	10	96	245
<b>Total</b>		<b>153,838</b>	<b>144,051</b>	<b>180,458</b>	<b>219,845</b>	<b>277,450</b>	<b>262,181</b>	<b>328,293</b>	<b>438,305</b>

Source: Compiled from official statistics of the U.S. Department of Commerce.

Note.--A zero (0) indicates less than \$500 or 500 equivalent square meters. Because of rounding, figures may not add up to totals shown.

U.S. general imports from BELGIUM by MFA categories, 1986-90

Category	Description	1987	1988	1989	1990	:	1987	1988	1989	1990
		-----1,000 equivalent square meters-----				:	-----1,000 dollars-----			
200	Cot or MMF Yarns, Sewing Thread...	714	429	529	455	:	2,072	662	805	789
201	Cot or MMF Specialty Yarns.....	58	8	209	80	:	69	26	171	97
218	Cot or MMF Different Color Yarns..	97	96	191	215	:	686	396	1,025	1,263
219	Cot or MMF Duck Fabric.....	108	44	80	53	:	260	129	194	173
220	Cot or MMF Special Weave Fabric...	809	658	894	1,005	:	3,702	4,276	4,790	6,082
222	Cot or MMF Knit Fabric.....	33	27	49	61	:	63	47	168	193
223	Cot or MMF Non-woven Fabric.....	502	2	5,199	22,435	:	224	1	2,776	9,718
224	Cot or MMF Pile and Tufted Fabric.....	903	846	464	333	:	2,927	2,525	2,373	2,885
225	Cot or MMF Denim.....	113	9	0	1	:	360	99	7	10
226	Cot or MMF Cheesecloth and Batiste.....	0	2	6	1	:	0	5	17	6
227	Cot or MMF Oxford Cloth.....	0	0	5	2	:	0	0	16	11
229	Cot or MMF Special Purpose Fabric.....	3,551	25,969	1,616	1,421	:	2,858	13,026	2,358	2,312
237	Playsuits, Sunsuits, etc.....	4	7	0	0	:	13	44	2	5
239	Cot or MMF Apparel for Infants....	4	0	10	10	:	33	2	68	89
300	Carded Cotton Yarn.....	114	380	381	25	:	46	175	169	37
301	Combed Cotton Yarn.....	73	52	18	10	:	108	93	24	14
313	Cotton Sheeting.....	379	244	43	67	:	596	323	174	357
314	Cotton Poplin and Broadcloth.....	15	3	38	23	:	58	18	200	133
315	Cotton Printcloth.....	0	8	2	10	:	0	25	10	29
317	Cotton Twills and Sateens.....	14	16	15	15	:	90	173	96	89
326	Cotton Sateens.....	0	11	14	10	:	3	32	51	42
330	Cotton Handkerchiefs.....	0	0	1	1	:	0	0	5	9
331	Cotton Gloves and Mittens.....	6	7	0	0	:	6	28	2	0
332	Cotton Hosiery.....	1	0	0	0	:	7	5	3	2
333	Cotton Suit-type Coats, MB.....	0	0	0	1	:	2	9	3	21
334	Other Cotton Coats, MB.....	1	1	2	26	:	20	17	36	105
335	Cotton Coats, WGI.....	10	15	5	15	:	144	115	91	233
336	Cotton Dresses.....	46	28	16	19	:	189	151	111	60
338	Cotton Knit Shirts, MB.....	7	1	2	1	:	82	16	24	15
339	Cotton Knit Shirts, WGI.....	90	79	64	26	:	790	856	841	392
340	Cotton Non-knit Shirts, MB.....	8	4	7	1	:	56	50	57	35
341	Cotton Non-knit Shirts, WGI.....	25	6	1	4	:	115	78	36	89
342	Cotton Skirts.....	35	38	7	5	:	277	185	91	89
345	Cotton Sweaters.....	74	14	10	31	:	341	126	93	158
347	Cotton Trousers, MB.....	21	0	23	1	:	49	10	85	24
348	Cotton Trousers, WGI.....	31	30	22	35	:	388	238	278	424
349	Cotton Brassieres, etc.....	0	0	0	0	:	6	1	3	0
350	Cotton Dressing Gowns.....	7	100	15	98	:	47	90	84	587
351	Cotton Nightwear.....	4	48	15	25	:	35	71	138	242
352	Cotton Underwear.....	0	0	0	1	:	1	1	2	8
359	Other Cotton Apparel.....	18	13	33	11	:	102	73	297	137
360	Cotton Pillowcases.....	113	135	127	131	:	491	742	691	651
361	Cotton Sheets.....	1,077	1,112	1,257	693	:	2,356	2,622	3,159	2,065
362	Cotton Bedspreads and Quilts.....	20	14	121	73	:	89	75	489	371
363	Cotton Pile Towels.....	237	164	320	378	:	1,424	1,194	2,217	2,299
369	Other Cotton Manufactures.....	1,845	1,741	2,521	1,607	:	1,911	2,146	2,919	2,539
400	Wool Tops and Yarn.....	5,143	5,232	3,299	2,857	:	8,055	8,692	5,705	4,431
410	Woolen and Worsted Fabric.....	24	9	17	4	:	266	145	165	94



U.S. general imports from BELGIUM by MFA categories, 1986-90--Continued

Category	Description	1987	1988	1989	1990	:	1987	1988	1989	1990
		-----1,000 equivalent square meters-----				:	-----1,000 dollars-----			
414	Other Wool Fabrics.....	42	38	22	50	:	514	465	240	571
431	Wool Gloves and Mittens.....	0	0	0	0	:	2	0	0	1
432	Wool Hosiery.....	0	0	0	0	:	2	4	3	4
433	Wool Suit-type Coats, MB.....	1	0	0	1	:	15	5	20	62
434	Other Wool Coats, MB.....	2	4	1	1	:	38	33	17	21
435	Wool Coats, WGI.....	8	7	7	28	:	119	94	140	707
436	Wool Dresses.....	1	0	1	1	:	15	7	4	9
438	Wool Knit Shirts.....	0	1	1	0	:	43	23	15	8
439	Wool Baby Garments.....	0	0	3	3	:	0	0	33	33
440	Wool Non-knit Shirts.....	4	0	0	0	:	65	4	18	6
442	Wool Skirts.....	4	3	2	3	:	89	48	44	92
443	Wool Suits, MB.....	1	0	1	0	:	39	27	22	6
444	Wool Suits, WGI.....	0	0	0	0	:	0	1	2	13
445	Wool Sweaters, MB.....	2	0	3	1	:	57	11	64	34
446	Wool Sweaters, WGI.....	8	5	2	3	:	190	99	65	39
447	Wool Trousers, MB.....	0	0	0	1	:	14	10	13	27
448	Wool Trousers, WGI.....	1	2	2	4	:	26	58	71	173
459	Other Wool Apparel.....	8	5	2	3	:	81	101	58	97
464	Wool Blankets.....	0	0	0	0	:	0	1	6	0
465	Wool Floor Coverings.....	2,867	2,216	2,136	1,824	:	55,530	46,007	39,345	41,382
469	Other Wool Manufactures.....	28	31	2	0	:	253	180	35	6
600	Textured Filament Yarns.....	31,525	25,093	5,243	12,419	:	9,350	8,447	1,787	4,341
603	Artificial Staple Fiber Yarns.....	0	0	0	34	:	0	0	0	25
604	Synthetic Staple Fiber Yarns.....	7	3	0	2	:	11	3	0	3
606	Non-textured Filament Yarns.....	17,828	18,915	29,479	14,856	:	1,915	2,160	5,461	2,624
607	Other MMF Staple Yarns.....	10	59	17	19	:	12	44	38	34
611	Woven Fabrics of Artificial Staple.....	131	33	27	105	:	429	197	123	464
613	MMF Sheeting.....	0	1	107	214	:	2	6	950	787
614	MMF Poplin and Broadcloth.....	10	1	5	4	:	37	4	21	15
615	MMF Printcloth.....	4	0	11	2	:	9	0	24	3
617	MMF Twills and Sateens.....	0	11	2	15	:	2	40	5	12
618	Woven Fabrics of C-F MMF Yarns....	100	5	171	105	:	232	29	345	208
619	Woven Polyester Filament Fabrics..	32	23	138	173	:	45	93	173	445
620	Other Woven Filament Fabrics.....	1,427	1,128	467	473	:	2,509	2,183	815	693
621	Impression Fabric.....	0	0	0	0	:	1	0	0	2
622	Glass Fiber Fabrics.....	594	0	26	114	:	637	2	28	127
624	MMF Fabric Mixed with Wool.....	1	0	11	0	:	7	5	46	7
625	MMF Poplin and Broadcloth.....	1	2	42	30	:	7	15	49	32
626	MMF Printcloth.....	2	0	48	9	:	27	0	96	20
627	MMF Sheeting.....	9	1	4	1	:	126	8	17	10
628	MMF Twills and Sateens.....	6	5	4	1	:	25	50	8	1
629	Other MMF Fabric.....	2,348	3,903	4,573	5,051	:	4,725	6,838	8,747	9,028
631	MMF Gloves.....	3	2	0	0	:	17	5	0	0
632	MMF Hosiery.....	1	0	0	0	:	6	3	0	4
633	MMF Suit-type Coats, MB.....	0	1	0	5	:	0	4	5	71
634	Other MMF Coats, MB.....	1	1	43	1	:	6	7	172	8
635	MMF Coats, WGI.....	14	6	11	9	:	111	41	265	107
636	MMF Dresses.....	15	14	5	3	:	65	69	26	31
638	MMF Knit Shirts, MB.....	60	0	0	0	:	128	3	6	4
639	MMF Knit Shirts, WGI.....	0	1	5	2	:	4	7	26	53

C-13

U.S. general imports from BELGIUM by MFA categories, 1986-90--Continued

Category	Description	1,000 equivalent square meters				1,000 dollars			
		1987	1988	1989	1990	1987	1988	1989	1990
640	MMF Non-knit Shirts, MB.....	1	0	1	1	20	8	17	26
641	MMF Non-knit Shirts, WGI.....	1	1	2	6	18	16	49	136
642	MMF Skirts.....	1	1	1	2	24	30	22	51
643	MMF Suits, MB.....	0	0	0	0	1	3	3	3
644	MMF Suits, WGI.....	0	0	0	0	4	1	2	8
645	MMF Sweaters, MB.....	3	0	2	0	5	2	7	1
646	MMF Sweaters, WGI.....	3	7	0	0	20	37	4	7
647	MMF Trousers, MB.....	1	2	0	1	15	41	4	37
648	MMF Trousers, WGI.....	1	3	3	4	19	66	63	73
649	MMF Brassieres etc.....	0	1	0	1	8	22	12	5
650	MMF Dressing Gowns.....	17	19	5	2	166	162	67	12
651	MMF Nightwear.....	0	10	2	0	5	42	21	2
652	MMF Underwear.....	0	3	1	1	4	8	11	5
653	MMF Down-filled Coats, MB.....	0	0	0	0	0	0	0	0
659	Other MMF Apparel.....	54	64	103	33	167	131	313	229
665	MMF Floor Coverings.....	5,427	5,575	7,460	7,160	27,657	30,053	31,318	34,787
666	Other MMF Furnishings.....	1,326	1,478	2,038	1,136	2,302	3,208	3,062	1,887
669	Other MMF Manufactures.....	5,608	3,920	54	56	5,987	4,993	83	230
670	MMF Flat Goods, etc.....	3	5	3	1	6	34	26	7
800	SLR Yarn.....	685	709	2,582	3,739	188	206	1,164	1,915
810	SLR Fabric.....	3,721	2,829	4,708	2,341	14,288	11,978	13,659	10,633
831	SLR Gloves.....	0	0	0	.	0	1	0	.
833	SLR Suit-type Coats, MB.....	0	0	0	0	5	1	8	9
834	Other SLR Coats, MB.....	0	0	0	0	2	6	5	3
835	SLR Coats, WGI.....	1	2	1	5	17	56	34	117
836	SLR Dresses.....	0	0	0	1	5	2	1	26
839	SLR Baby Garments.....	.	.	0	0	.	.	.	3
840	SLR Non-knit Shirts.....	1	0	0	0	21	20	8	8
842	SLR Skirts.....	0	0	0	0	15	13	9	12
843	SLR Suits, MB.....	0	0	0	0	0	2	0	7
844	SLR Suits, WGI.....	0	0	0	0	4	0	1	3
845	Sweaters, Other Vegetable Fibers..	0	0	0	.	0	2	3	.
846	Sweaters, Silk Blends.....	0	0	0	0	0	0	1	0
847	SLR Trousers.....	1	1	2	3	19	20	56	69
850	SLR Robes.....	0	0	0	.	0	2	0	.
851	SLR Nightwear.....	0	0	0	1	0	0	0	13
852	SLR Underwear.....	0	0	0	0	2	1	0	9
858	SLR Neckties.....	0	0	0	0	1	0	4	0
859	Other SLR Apparel.....	2	1	0	3	9	7	4	20
863	SLR Towels.....	7	1	0	0	102	8	0	2
870	SLR Handbags and Flatgoods.....	1	1	0	.	11	10	0	.
871	Handbags & Flatgoods, Silk								
	Vegetable.....	0	0	0	.	2	0	3	0
899	Other SLR Manufactures.....	390	164	417	81	362	256	540	242
	Total.....	90,699	103,921	77,660	82,424	139,609	160,433	143,158	152,461

Source: Compiled from official statistics of the U.S. Department of Commerce.

Note.--A zero (0) indicates less than \$500 or 500 equivalent square meters. 1986 data for silk blends, linen, and ramie represent imports from August, when the data were first collected, through December, 1986.

U.S. general imports from BRAZIL by MFA categories, 1987-90

Category	Description	1987	1988	1989	1990	1987	1988	1989	1990
		-1,000 equivalent square meters-				-----1,000 dollars-----			
200	Cot or MMF Yarns, Sewing Thread	830	1,520	2,138	458	1,065	1,316	2,207	597
201	Cot or MMF Specialty Yarns	151	66	101	611	65	36	70	361
218	Cot or MMF Different Color Yarns	1,366	708	419	323	1,943	1,060	625	555
219	Cot or MMF Duck Fabric	7,519	8,019	5,457	2,156	6,342	6,688	4,219	3,132
220	Cot or MMF Special Weave Fabric	2,026	2,324	495	6	2,349	2,185	331	37
222	Cot or MMF Knit Fabric	2,027	4,983	7,215	5,819	965	2,770	2,109	1,733
223	Cot or MMF Non-woven Fabric	0	0	7,788	6,674	0	0	216	447
224	Cot or MMF Pile & Tufted Fabric	57	645	166	162	139	1,601	473	448
225	Cot or MMF Denim	3,708	2,053	7,255	1,010	5,832	3,038	9,193	1,397
226	Cot or MMF Cheesecloth & Batiste	562	1,006	1,051	247	240	525	635	321
227	Cot or MMF Oxford Cloth	98	0	0	.	69	0	0	.
229	Cot or MMF Special Purpose Fabri	366	2,288	637	517	313	749	499	600
237	Playsuits, Sun suits, etc	144	108	107	330	382	343	356	1,477
239	Cot or MMF Apparel for Infants	31	34	211	157	133	146	933	800
300	Carded Cotton Yarn	38,401	26,058	29,473	29,554	13,494	9,253	8,819	9,872
301	Combed Cotton Yarn	3,648	7,085	14,527	6,062	1,430	2,866	5,492	2,426
313	Cotton Sheeting	27,625	21,467	21,820	11,249	18,951	11,120	10,460	6,056
314	Cotton Poplin & Broadcloth	1,164	1,256	1,353	759	1,297	1,496	1,503	946
315	Cotton Printcloth	13,715	4,096	6,096	526	8,413	2,350	2,582	263
317	Cotton Twills and Sateens	7,384	4,606	6,973	3,627	6,089	3,441	4,583	2,251
326	Cotton Sateens	1,235	614	142	76	1,215	580	175	132
330	Cotton Handkerchiefs	0	0	0	0	0	0	0	1
331	Cotton Gloves & Mittens	0	460	385	0	0	342	391	0
332	Cotton Hosiery	11	58	192	94	43	178	402	357
333	Cotton Suit-type Coats, MB	0	12	0	9	0	80	0	95
334	Other Cotton Coats, MB	541	511	181	157	1,085	1,993	608	476
335	Cotton Coats, WGI	1,632	1,465	700	361	5,519	4,449	2,328	1,592
336	Cotton Dresses	706	490	581	1,936	1,533	1,092	1,515	2,766
338	Cotton Knit Shirts, MB	402	429	611	855	2,562	4,541	5,087	6,727
339	Cotton Knit Shirts, WGI	2,823	4,985	4,702	3,504	15,588	28,153	29,754	23,513
340	Cotton Non-knit Shirts, MB	1,496	2,175	1,901	738	3,146	5,683	4,369	1,922
341	Cotton Non-knit Shirts, WGI	1,175	1,107	548	180	4,410	3,897	1,525	668
342	Cotton Skirts	2,993	2,612	1,272	705	12,633	10,957	5,678	3,363
345	Cotton Sweaters	180	162	156	67	760	703	486	91
347	Cotton Trousers, MB	1,521	1,290	507	310	6,475	6,693	2,878	1,801
348	Cotton Trousers, WGI	6,082	8,750	9,939	5,082	25,930	39,810	50,029	29,650
349	Cotton Brassieres, etc.	1	12	0	1	5	41	0	33
350	Cotton Dressing Gowns	3,171	3,248	4,947	3,852	10,742	11,715	17,181	17,788
351	Cotton Nightwear	376	715	4,565	2,207	346	583	3,275	1,784
352	Cotton Underwear	1,031	1,334	6,129	6,059	709	1,063	7,611	8,416
354	Cotton Down-filled Coats, WGI	0	0	0	0	0	0	1	0
359	Other Cotton Apparel	1,035	780	2,431	2,770	1,723	1,166	3,205	4,399
360	Cotton Pillowcases	481	670	192	10	538	730	212	8
361	Cotton Sheets	2,241	2,806	1,456	64	2,159	3,035	856	32
362	Cotton Bedspreads & Quilts	152	319	32	0	233	423	41	2
363	Cotton Pile Towels	5,111	5,653	4,727	3,218	34,866	38,655	34,250	29,126
369	Other Cotton Manufactures	7,204	12,125	15,129	12,738	6,276	11,315	13,038	14,159
400	Wool Tops & Yarn	1,346	1,181	311	40	2,550	3,220	1,199	114
410	Woolen & Worsted Fabric	1,011	3,537	1,976	1,059	3,639	14,088	9,552	5,493
414	Other Wool Fabrics	171	125	60	59	1,194	1,049	635	610
431	Wool Gloves and Mittens	0	0	0	.	0	1	0	.
433	Wool Suit-type Coats, MB	52	123	90	73	680	1,071	1,234	1,088
434	Other Wool Coats, MB	65	89	280	439	525	911	3,101	4,736

U.S. general imports from BRAZIL by MFA categories, 1987-90

Category	Description	1987	1988	1989	1990	1987	1988	1989	1990
		--1,000 equivalent square meters--				-----1,000 dollars-----			
435	Wool Coats, WGI	1	0	2	112	13	4	10	955
436	Wool Dresses	1	0	17	0	9	2	76	0
438	Wool Knit Shirts	5	17	4	1	36	122	52	23
439	Wool Baby Garments	.	.	0	1	.	.	0	3
440	Wool Non-knit Shirts	1	0	0	0	6	2	0	0
442	Wool Skirts	22	12	9	3	198	81	44	24
443	Wool Suits, MB	169	106	317	246	1,247	1,397	4,441	3,660
444	Wool Suits, WGI	1	0	0	0	4	0	0	0
445	Wool Sweaters, MB	169	119	60	54	1,405	1,307	747	764
446	Wool Sweaters, WGI	15	23	17	5	196	283	123	35
447	Wool Trousers, MB	16	14	64	12	182	185	855	195
448	Wool Trousers, WGI	1	0	2	55	15	3	11	850
459	Other Wool Apparel	16	11	8	94	85	90	57	679
465	Wool Floor Coverings	38	20	3	5	283	250	63	80
469	Other Wool Manufactures	5	0	0	.	21	0	0	.
600	Textured Filament Yarns	0	3,771	1,438	0	0	1,371	430	0
603	Artificial Staple Fiber Yarns	16	0	0	9	9	0	0	4
604	Synthetic Staple Fiber Yarns	1,009	208	0	884	462	80	0	436
606	Non-textured Filament Yarns	5,684	5,666	7,215	9,390	1,071	1,004	1,394	2,217
607	Other MMF Staple Yarns	14,921	28,666	13,110	1,279	7,586	14,091	6,258	590
611	Woven Fabrics of Artificial Stap	291	0	0	1	222	0	0	2
613	MMF Sheeting	323	0	222	73	173	0	222	209
614	MMF Poplin and Broadcloth	77	1	0	.	410	3	0	.
615	MMF Printcloth	96	60	1	0	53	33	0	0
617	MMF Twills and Sateens	0	0	1	0	0	0	4	0
618	Woven Fabrics of C-F MMF Yarns	30	20	5	15	105	60	18	59
619	Woven Polyester Filament Fabrics	109	215	0	1	64	36	0	1
620	Other Woven Filament Fabrics	130	68	361	206	84	60	58	50
621	Impression Fabric	0	8	19	0	0	7	17	0
624	MMF Fabric Mixed with Wool	2,036	278	1,136	923	6,142	913	4,329	3,724
626	MMF Printcloth	.	.	0	29	.	0	0	80
627	MMF Sheeting	0	33	0	.	1	70	0	.
629	Other MMF Fabric	9	1	20	1	5	4	14	4
632	MMF Hosiery	0	1	5	6	3	3	8	15
633	MMF Suit-type Coats, MB	2	0	27	0	17	2	311	0
634	Other MMF Coats, MB	0	1	32	34	0	4	129	123
635	MMF Coats, WGI	1	14	7	7	14	53	41	38
636	MMF Dresses	82	141	22	28	122	349	38	39
638	MMF Knit Shirts, MB	46	22	61	35	58	30	135	91
639	MMF Knit Shirts, WGI	77	237	53	7	181	373	180	41
640	MMF Non-knit Shirts, MB	58	55	78	1	103	97	125	2
641	MMF Non-knit Shirts, WGI	312	150	160	96	592	366	306	213
642	MMF Skirts	52	302	4	4	220	799	27	16
643	MMF Suits, MB	0	0	2	2	0	0	10	16
644	MMF Suits, WGI	0	0	1	0	1	6	2	0
645	MMF Sweaters, MB	1	21	0	1	1	83	0	2
646	MMF Sweaters, WGI	306	127	39	1	579	245	99	2
647	MMF Trousers, MB	287	1,324	1,082	1,165	499	2,344	2,332	2,681
648	MMF Trousers, WGI	5	1,323	9	8	19	3,712	39	45
649	MMF Brassieres etc.	630	932	761	491	647	1,893	3,765	3,771
650	MMF Dressing Gowns	0	0	1	0	0	0	0	0
651	MMF Nightwear	8	4	17	0	17	3	6	0
652	MMF Underwear	1	64	17	1	4	22	18	0
659	Other MMF Apparel	585	410	375	368	1,873	1,354	1,355	1,306

U.S. general imports from BRAZIL by MFA categories, 1987-90

Category	Description	1987	1988	1989	1990	1987	1988	1989	1990
		--1,000 equivalent square meters--				--1,000 dollars--			
665	MMF Floor Coverings	127	6	95	124	630	40	311	600
666	Other MMF Furnishings	2,753	3,494	6,606	2,337	1,570	1,947	4,467	1,630
669	Other MMF Manufactures	1,935	14,688	10,648	16,826	721	2,600	1,690	2,346
670	MMF Flat Goods, etc.	8	1	9	9	6	3	31	13
800	SLR Yarn	82	231	510	95	33	61	105	40
810	SLR Fabric	980	976	659	541	3,167	3,921	2,124	1,923
833	SLR Suit-type Coats, MB	0	0	0	1	0	0	0	11
834	Other SLR Coats, MB	10	0	0	.	148	0	0	.
835	SLR Coats, WGI	5	2	3	1	53	16	8	17
836	SLR Dresses	41	7	1	0	86	38	8	0
838	SLR Knit Shirts	0	0	0	0	0	2	2	0
840	SLR Non-knit Shirts	4	3	0	0	60	20	4	8
842	SLR Skirts	6	1	0	0	90	15	1	0
843	SLR Suits, MB	0	0	0	0	0	0	0	0
844	SLR Suits, WGI	3	1	0	0	27	14	3	0
847	SLR Trousers	1	1	120	1	18	7	487	16
859	Other SLR Apparel	129	89	9	2	193	109	14	9
863	SLR Towels	.	.	0	0	.	.	0	0
870	SLR Handbags and Flatgoods	0	0	5	0	0	0	13	0
871	Handbags & Flatgoods, Silk & Veg	0	0	2	1	0	0	4	6
899	Other SLR Manufactures	3,475	6,349	476	1	345	357	21	1
<b>Total</b>		<b>192,266</b>	<b>216,456</b>	<b>223,354</b>	<b>152,502</b>	<b>248,777</b>	<b>291,542</b>	<b>293,365</b>	<b>224,328</b>

Source: Compiled from official statistics of the U.S. Department of Commerce.

Note.--A zero (0) indicates less than \$500 or 500 equivalent square meters. Because of rounding, figures may not add up to totals shown.

U.S. general imports from BULGARIA by MFA categories, 1987-90

Category	Description	1987	1988	1989	1990	1987	1988	1989	1990
		--1,000 equivalent square meters--				-----1,000 dollars-----			
200	Cot or MMF Yarns, Sewing Thread	0	0	0	.	0	0	0	.
300	Carded Cotton Yarn	209	0	0	.	64	0	0	.
313	Cotton Sheeting	1,957	0	0	.	1,070	0	0	.
334	Other Cotton Coats, MB	0	0	43	0	0	0	68	0
335	Cotton Coats, WGI	221	7	0	.	229	7	0	.
338	Cotton Knit Shirts, MB	10	0	0	.	50	0	0	.
339	Cotton Knit Shirts, WGI	281	54	0	.	618	102	0	.
340	Cotton Non-knit Shirts, MB	10	0	0	0	24	0	0	0
341	Cotton Non-knit Shirts, WGI	0	6	0	.	0	22	0	.
342	Cotton Skirts	12	0	0	.	36	0	0	.
345	Cotton Sweaters	23	0	3	0	9	4	6	0
347	Cotton Trousers, MB	40	0	0	7	106	0	0	27
348	Cotton Trousers, WGI	119	0	0	.	197	0	0	.
350	Cotton Dressing Gowns	57	0	0	.	78	0	0	.
351	Cotton Nightwear	.	.	0	0	.	.	0	1
363	Cotton Pile Towels	13	0	0	0	10	0	0	11
369	Other Cotton Manufactures	0	5	0	.	0	14	0	.
410	Woolen & Worsted Fabric	0	37	272	62	3	68	695	171
414	Other Wool Fabrics	2	0	0	0	11	0	4	0
433	Wool Suit-type Coats, MB	11	0	0	.	65	0	0	.
434	Other Wool Coats, MB	23	35	10	23	139	233	64	128
435	Wool Coats, WGI	383	151	22	52	1,013	661	287	266
443	Wool Suits, MB	0	0	0	.	0	0	0	.
445	Wool Sweaters, MB	2	0	0	0	49	0	7	0
459	Other Wool Apparel	20	12	0	.	41	23	0	.
465	Wool Floor Coverings	0	0	0	0	2	0	6	0
611	Woven Fabrics of Artificial Stap	.	.	0	1	.	.	0	0
624	MMF Fabric Mixed with Wool	0	0	8	0	0	0	20	0
629	Other MMF Fabric	.	.	0	3	.	.	0	6
634	Other MMF Coats, MB	0	0	1	0	0	0	14	0
635	MMF Coats, WGI	13	0	0	0	15	0	0	1
636	MMF Dresses	0	0	0	.	0	0	0	.
639	MMF Knit Shirts, WGI	13	0	0	25	42	0	0	62
641	MMF Non-knit Shirts, WGI	0	0	0	.	0	0	0	.
642	MMF Skirts	0	0	0	.	1	0	0	.
645	MMF Sweaters, MB	53	0	0	.	41	0	0	.
646	MMF Sweaters, WGI	437	0	0	.	508	0	0	.
648	MMF Trousers, WGI	4	0	0	.	9	0	0	.
651	MMF Nightwear	0	11	0	.	0	11	0	.
659	Other MMF Apparel	0	21	0	0	0	10	1	0
669	Other MMF Manufactures	.	.	0	303	.	.	0	28
670	MMF Flat Goods, etc.	0	0	4	0	0	0	21	0
835	SLR Coats, WGI	0	0	1	0	0	0	8	0
842	SLR Skirts	0	0	0	0	0	0	6	0
845	Sweaters, Oth Non-Cot Veg Fibers	0	1	0	.	0	12	0	.
Total		3,910	339	367	477	4,431	1,168	1,206	703

Source: Compiled from official statistics of the U.S. Department of Commerce.

Note.--A zero (0) indicates less than \$500 or 500 equivalent square meters. Because of rounding, figures may not add up to totals shown.

U.S. general imports from BURMA by MFA categories, 1987-90

Category	Description	1987	1988	1989	1990	1987	1988	1989	1990
		--1,000 equivalent square meters--				-----1,000 dollars-----			
335	Cotton Coats, WGI	0	8	0	.	0	24	0	.
339	Cotton Knit Shirts, WGI	25	198	36	31	141	1,212	245	223
340	Cotton Non-knit Shirts, MB	1,526	1,466	1,889	1,213	2,388	2,892	4,181	2,840
341	Cotton Non-knit Shirts, WGI	0	24	0	.	0	62	0	.
345	Cotton Sweaters	.	.	0	178	.	.	0	613
347	Cotton Trousers, MB	0	0	82	32	0	0	261	199
348	Cotton Trousers, WGI	246	831	679	1,181	619	2,137	2,233	3,152
359	Other Cotton Apparel	0	63	0	6	0	61	0	7
362	Cotton Bedspreads & Quilts	.	.	0	9	.	.	0	11
363	Cotton Pile Towels	0	38	19	0	0	32	17	0
369	Other Cotton Manufactures	0	175	386	84	0	48	119	116
414	Other Wool Fabrics	2	0	0	.	10	0	0	.
636	MMF Dresses	0	0	30	0	0	0	65	0
639	MMF Knit Shirts, WGI	14	0	37	0	30	0	70	0
640	MMF Non-knit Shirts, MB	419	0	0	911	698	0	0	2,069
648	MMF Trousers, WGI	22	45	0	.	55	111	0	.
650	MMF Dressing Gowns	19	0	0	.	21	0	0	.
Total		2,274	2,850	3,158	3,645	3,961	6,578	7,191	9,229

Source: Compiled from official statistics of the U.S. Department of Commerce.

Note.--A zero (0) indicates less than \$500 or 500 equivalent square meters. Because of rounding, figures may not add up to totals shown.

U.S. general imports from CANADA by MFA categories, 1987-90

Category	Description	1987-1990				1987-1990			
		1987	1988	1989	1990	1987	1988	1989	1990
		--1,000 equivalent square meters--				--1,000 dollars--			
200	Cot or MMF Yarns, Sewing Thread	5,580	4,675	4,454	3,347	6,565	5,724	5,632	4,976
201	Cot or MMF Specialty Yarns	13,483	13,696	15,670	13,397	5,455	6,463	8,199	6,391
218	Cot or MMF Different Color Yarns	3,071	1,042	275	543	3,133	1,257	609	1,811
219	Cot or MMF Duck Fabric	442	263	832	1,100	772	418	1,664	1,874
220	Cot or MMF Special Weave Fabric	9,392	3,977	2,674	2,560	8,959	4,399	4,531	4,948
222	Cot or MMF Knit Fabric	6,536	6,322	10,772	14,314	3,610	4,368	6,919	12,011
223	Cot or MMF Non-woven Fabric	3,954	8,869	58,795	84,307	752	2,690	10,736	14,039
224	Cot or MMF Pile & Tufted Fabric	264	195	603	628	669	736	2,457	3,035
225	Cot or MMF Denim	28	45	1,550	418	67	89	2,181	450
226	Cot or MMF Cheesecloth & Batiste	203	135	1,766	832	133	103	977	580
227	Cot or MMF Oxford Cloth	0	436	115	19	0	309	149	34
229	Cot or MMF Special Purpose Fabri	123,099	180,926	168,679	225,873	31,780	56,650	52,206	58,070
237	Playsuits, Sunsuits, etc	172	196	444	89	732	963	851	379
239	Cot or MMF Apparel for Infants	167	287	376	745	485	684	1,947	2,920
300	Carded Cotton Yarn	281	1,099	2,278	2,706	99	254	648	749
301	Combed Cotton Yarn	24	80	5	436	21	62	3	407
313	Cotton Sheeting	5,401	5,278	6,381	7,758	3,430	5,111	6,129	6,318
314	Cotton Poplin & Broadcloth	573	1,730	2,275	2,168	447	1,081	1,392	1,066
315	Cotton Printcloth	3,929	2,906	3,124	4,454	2,073	1,801	1,886	2,405
317	Cotton Twills and Sateens	1,359	721	2,192	3,172	1,455	734	2,596	3,691
326	Cotton Sateens	904	1,369	1,656	1,256	908	1,756	1,648	1,336
330	Cotton Handkerchiefs	0	0	0	1	0	2	0	5
331	Cotton Gloves & Mittens	126	148	93	35	139	150	144	97
332	Cotton Hosiery	93	102	187	225	302	459	892	961
333	Cotton Suit-type Coats, MB	47	69	9	28	440	623	120	173
334	Other Cotton Coats, MB	294	358	87	93	2,490	2,369	1,314	1,560
335	Cotton Coats, WGI	698	690	1,565	1,217	4,499	4,672	3,295	4,897
336	Cotton Dresses	289	348	662	655	1,735	2,155	2,753	2,565
338	Cotton Knit Shirts, MB	387	835	456	399	2,677	6,163	5,045	3,651
339	Cotton Knit Shirts, WGI	624	1,047	669	1,132	5,593	9,171	7,991	13,770
340	Cotton Non-knit Shirts, MB	73	152	322	181	521	1,039	1,418	1,310
341	Cotton Non-knit Shirts, WGI	193	298	227	146	2,288	2,936	2,281	1,992
342	Cotton Skirts	768	930	455	620	5,574	6,683	3,404	4,403
345	Cotton Sweaters	222	358	326	200	1,268	1,760	1,731	1,155
347	Cotton Trousers, MB	1,057	1,500	774	1,575	7,846	10,389	4,635	11,521
348	Cotton Trousers, WGI	1,194	1,692	2,068	2,402	7,726	10,690	13,071	15,600
349	Cotton Brassieres, etc.	14	17	11	8	100	136	113	82
350	Cotton Dressing Gowns	106	115	141	184	732	987	1,396	1,442
351	Cotton Nightwear	83	295	165	44	161	585	204	184
352	Cotton Underwear	1,371	470	337	80	2,875	1,613	924	426
353	Cotton Down-filled Coats, MB	0	0	1	1	10	34	60	81
354	Cotton Down-filled Coats, WGI	1	1	0	0	23	1	5	5
359	Other Cotton Apparel	639	881	1,163	597	1,930	2,429	3,446	2,430
360	Cotton Pillowcases	93	119	11	41	227	148	58	120
361	Cotton Sheets	2,745	613	166	179	4,477	645	390	320
362	Cotton Bedspreads & Quilts	307	102	80	231	908	641	539	855
363	Cotton Pile Towels	2	5	105	438	35	60	736	3,335
369	Other Cotton Manufactures	2,285	3,960	2,071	1,945	2,333	3,453	1,858	2,108
400	Wool Tops & Yarn	1,282	1,340	1,258	578	3,468	4,029	3,080	1,393
410	Woolen & Worsted Fabric	105	429	295	917	507	1,948	1,394	3,977
414	Other Wool Fabrics	239	200	944	764	1,545	1,315	3,429	2,965
431	Wool Gloves and Mittens	3	3	1	1	38	41	19	18
432	Wool Hosiery	116	95	78	65	1,245	1,191	906	632



U.S. general imports from CANADA by MFA categories, 1987-90

Category	Description	1987	1988	1989	1990	1987	1988	1989	1990
		--1,000 equivalent square meters--				--1,000 dollars--			
433	Wool Suit-type Coats, MB	291	288	200	157	4,954	5,290	5,069	4,781
434	Other Wool Coats, MB	468	429	304	521	6,907	5,989	4,870	4,275
435	Wool Coats, WGI	566	507	578	437	5,572	5,328	7,068	7,188
436	Wool Dresses	36	40	87	22	426	694	390	346
438	Wool Knit Shirts	11	6	11	8	435	217	132	119
439	Wool Baby Garments	.	.	0	0	.	.	1	0
440	Wool Non-knit Shirts	71	56	13	11	901	925	235	194
442	Wool Skirts	154	107	51	46	2,608	2,111	1,491	1,280
443	Wool Suits, MB	184	378	736	848	5,244	9,463	19,198	21,989
444	Wool Suits, WGI	208	74	10	5	1,576	859	498	280
445	Wool Sweaters, MB	11	17	26	14	267	408	782	481
446	Wool Sweaters, WGI	24	10	12	11	378	322	407	330
447	Wool Trousers, MB	110	158	109	135	3,342	3,555	1,942	2,603
448	Wool Trousers, WGI	61	41	30	42	565	854	712	912
459	Other Wool Apparel	2,261	2,346	1,762	236	5,268	7,730	5,231	1,896
464	Wool Blankets	0	1	0	0	2	9	4	4
465	Wool Floor Coverings	31	20	64	35	2,353	1,492	919	1,034
469	Other Wool Manufactures	1,071	944	418	1,321	2,142	1,635	235	3,307
600	Textured Filament Yarns	45,123	52,437	59,311	88,967	15,642	17,644	21,763	36,106
603	Artificial Staple Fiber Yarns	0	16	31	876	0	6	31	261
604	Synthetic Staple Fiber Yarns	3,087	3,715	7,880	8,809	1,423	2,108	3,650	4,070
606	Non-textured Filament Yarns	66,528	105,578	58,390	60,518	8,028	12,870	8,431	10,166
607	Other MMF Staple Yarns	258	431	2,154	1,761	426	658	1,685	1,267
611	Woven Fabrics of Artificial Stap	42	65	119	116	50	47	169	142
613	MMF Sheeting	4	260	2,251	1,229	7	139	2,011	1,373
614	MMF Poplin and Broadcloth	18	65	405	119	14	48	185	258
615	MMF Printcloth	80	66	886	83	40	23	328	73
617	MMF Twills and Sateens	23	444	1,081	1,392	47	440	1,659	2,491
618	Woven Fabrics of C-F MMF Yarns	173	105	46	203	163	98	186	200
619	Woven Polyester Filament Fabrics	5,729	3,916	6,789	6,162	4,477	3,623	5,837	5,762
620	Other Woven Filament Fabrics	16,298	18,095	42,290	34,124	5,922	6,162	16,474	14,440
621	Impression Fabric	454	746	166	620	413	696	422	1,752
622	Glass Fiber Fabrics	1,685	4,015	16,080	12,510	2,698	3,941	12,873	11,732
624	MMF Fabric Mixed with Wool	99	75	74	212	285	318	287	1,007
625	MMF Poplin & Broadcloth	16	0	1	23	16	0	1	38
626	MMF Printcloth	49	64	0	1	58	38	0	1
627	MMF Sheeting	153	944	219	703	143	1,221	274	953
628	MMF Twills & Sateens	386	185	141	65	312	290	104	109
629	Other MMF Fabric	3,412	4,048	2,360	902	3,485	5,513	1,390	2,247
630	MMF Handkerchiefs	0	0	0	.	0	1	0	.
631	MMF Gloves	16	28	0	14	65	105	10	95
632	MMF Hosiery	672	640	517	618	1,310	1,396	1,111	1,953
633	MMF Suit-type Coats, MB	52	67	35	34	652	859	436	569
634	Other MMF Coats, MB	123	113	206	178	1,398	1,337	2,019	1,980
635	MMF Coats, WGI	6,590	6,489	11,827	17,840	4,793	4,843	5,268	6,402
636	MMF Dresses	276	308	566	562	3,674	2,675	3,307	4,237
638	MMF Knit Shirts, MB	172	125	788	359	499	659	2,849	2,169
639	MMF Knit Shirts, WGI	157	157	594	446	638	846	2,820	2,580
640	MMF Non-knit Shirts, MB	23	43	125	34	108	204	432	230
641	MMF Non-knit Shirts, WGI	96	132	106	95	1,289	1,623	1,631	1,578
642	MMF Skirts	305	351	212	161	3,101	2,938	1,989	1,763
643	MMF Suits, MB	8	10	11	11	75	130	258	175
644	MMF Suits, WGI	36	43	8	11	266	465	226	249
645	MMF Sweaters, MB	207	193	189	26	793	717	663	148

U.S. general imports from CANADA by MFA categories, 1987-90

Category	Description	1987	1988	1989	1990	1987	1988	1989	1990
		--1,000 equivalent square meters--				-----1,000 dollars-----			
646	MMF Sweaters, WGI	59	123	86	135	360	485	389	566
647	MMF Trousers, MB	81	164	277	188	1,248	1,600	2,966	1,842
648	MMF Trousers, WGI	225	181	409	326	1,704	1,557	2,707	2,387
649	MMF Brassieres etc.	152	163	136	153	1,586	1,921	1,521	1,810
650	MMF Dressing Gowns	42	43	76	98	284	402	840	984
651	MMF Nightwear	124	68	301	64	130	166	369	213
652	MMF Underwear	234	267	344	228	693	878	1,064	731
653	MMF Down-filled Coats, MB	9	8	16	25	101	330	512	1,053
654	MMF Down-filled Coats, WGI	9	2	7	1	143	34	374	12
659	Other MMF Apparel	2,058	2,564	4,066	5,713	5,168	6,164	10,120	15,252
665	MMF Floor Coverings	3,579	3,584	12,249	6,904	22,884	25,323	48,170	47,607
666	Other MMF Furnishings	20,527	14,027	7,843	3,403	14,424	11,690	6,551	3,533
669	Other MMF Manufactures	25,349	29,646	92,717	125,406	7,722	9,761	14,390	21,534
670	MMF Flat Goods, etc.	78	84	581	465	291	287	930	1,243
800	SLR Yarn	350	142	236	49	148	109	205	41
810	SLR Fabric	4	47	3	11	32	111	60	57
831	SLR Gloves	0	0	40	18	2	1	370	235
832	SLR Hosiery	13	10	12	14	39	38	15	36
833	SLR Suit-type Coats, MB	21	15	5	7	376	263	119	184
834	Other SLR Coats, MB	1	14	2	1	37	154	40	21
835	SLR Coats, WGI	34	28	13	30	472	582	270	431
836	SLR Dresses	6	4	8	14	72	83	94	178
838	SLR Knit Shirts	0	0	8	2	6	2	59	11
839	SLR Baby Garments	0	0	0	0	0	0	1	2
840	SLR Non-knit Shirts	8	14	9	7	238	409	246	221
842	SLR Skirts	29	10	6	8	350	145	143	155
843	SLR Suits, MB	2	2	1	2	38	63	37	69
844	SLR Suits, WGI	68	7	1	2	404	129	68	69
845	Sweaters, Oth Non-Cot Veg Fibers	7	0	0	0	47	2	3	4
846	Sweaters, Silk Blends	2	0	0	0	14	1	0	0
847	SLR Trousers	7	5	7	20	101	113	154	295
850	SLR Robes	31	9	3	0	357	156	19	0
851	SLR Nightwear	2	10	5	2	17	127	14	21
852	SLR Underwear	1	3	8	3	5	28	110	55
858	SLR Neckties	5	4	1	3	45	51	16	18
859	Other SLR Apparel	121	177	513	86	301	534	1,062	276
863	SLR Towels	0	0	0	0	0	1	0	0
870	SLR Handbags and Flatgoods	9	3	42	17	42	7	93	61
871	Handbags & Flatgoods, Silk & Veg	0	0	5	2	0	0	26	13
899	Other SLR Manufactures	1,660	237	4,458	751	336	320	2,542	408
<b>Total</b>		<b>407,140</b>	<b>512,478</b>	<b>644,408</b>	<b>772,898</b>	<b>300,736</b>	<b>359,760</b>	<b>426,646</b>	<b>482,744</b>

Source: Compiled from official statistics of the U.S. Department of Commerce.

Note.--A zero (0) indicates less than \$500 or 500 equivalent square meters. Because of rounding, figures may not add up to totals shown.

U.S. general imports from CHILE by MFA categories, 1987-90

Category	Description	1987	1988	1989	1990	1987	1988	1989	1990
		--1,000 equivalent square meters--				-----1,000 dollars-----			
218	Cot or MMF Different Color Yarns	26	91	1,679	1,827	39	162	2,868	3,286
219	Cot or MMF Duck Fabric	0	52	0	34	0	37	0	42
220	Cot or MMF Special Weave Fabric	512	217	105	517	1,043	341	142	490
222	Cot or MMF Knit Fabric	0	0	6	2	0	0	6	3
225	Cot or MMF Denim	241	0	0	.	493	0	0	.
229	Cot or MMF Special Purpose Fabri	0	0	0	.	0	1	0	.
237	Playsuits, Sunsuits, etc	108	250	1	3	202	542	3	9
239	Cot or MMF Apparel for Infants	4	1	318	289	11	4	1,241	1,551
300	Carded Cotton Yarn	687	0	0	487	278	0	0	163
313	Cotton Sheeting	2,719	1,870	0	.	1,723	1,347	0	.
314	Cotton Poplin & Broadcloth	48	0	0	.	38	0	0	.
315	Cotton Printcloth	321	0	0	.	208	0	0	.
317	Cotton Twills and Sateens	106	0	0	1	84	0	0	2
331	Cotton Gloves & Mittens	0	0	0	.	0	0	0	.
332	Cotton Hosiery	0	1	0	0	0	2	1	1
333	Cotton Suit-type Coats, MB	0	7	20	0	0	32	81	2
334	Other Cotton Coats, MB	13	131	393	159	30	415	1,179	559
335	Cotton Coats, WGI	239	1,016	356	147	491	3,130	1,379	524
336	Cotton Dresses	101	108	32	42	123	157	85	109
338	Cotton Knit Shirts, MB	16	137	198	783	78	794	1,337	5,585
339	Cotton Knit Shirts, WGI	16	24	12	40	60	134	77	151
340	Cotton Non-knit Shirts, MB	363	596	293	260	750	1,394	691	732
341	Cotton Non-knit Shirts, WGI	113	82	76	7	281	217	214	31
342	Cotton Skirts	87	342	140	164	382	1,193	569	546
345	Cotton Sweaters	18	16	19	41	62	80	144	357
347	Cotton Trousers, MB	197	426	1,060	1,491	712	1,330	4,076	6,259
348	Cotton Trousers, WGI	1,201	3,430	4,762	5,285	4,230	14,241	22,699	24,623
350	Cotton Dressing Gowns	1	4	0	.	1	8	0	.
351	Cotton Nightwear	1	9	1	0	0	9	1	0
352	Cotton Underwear	10	6	55	0	26	14	32	0
359	Other Cotton Apparel	115	290	45	38	364	706	130	76
362	Cotton Bedspreads & Quilts	0	0	0	.	0	0	0	.
363	Cotton Pile Towels	0	0	0	0	7	5	5	4
369	Other Cotton Manufactures	5	3	8	13	15	11	27	24
400	Wool Tops & Yarn	0	182	128	168	0	315	246	270
410	Woolen & Worsted Fabric	185	418	406	468	758	2,194	2,446	2,498
414	Other Wool Fabrics	0	0	0	0	0	1	1	0
432	Wool Hosiery	0	0	0	0	0	1	0	0
433	Wool Suit-type Coats, MB	0	0	0	0	0	0	5	0
434	Other Wool Coats, MB	0	54	0	0	10	105	0	1
435	Wool Coats, WGI	15	7	0	31	71	22	8	336
436	Wool Dresses	0	2	0	0	2	14	0	0
438	Wool Knit Shirts	0	0	0	0	0	0	0	5
439	Wool Baby Garments	0	0	0	0	0	0	2	1
440	Wool Non-knit Shirts	0	0	0	0	0	1	1	0
442	Wool Skirts	26	4	0	10	213	41	1	139
443	Wool Suits, MB	0	0	0	0	0	0	1	0
444	Wool Suits, WGI	0	0	0	0	1	18	1	0
445	Wool Sweaters, MB	0	1	0	0	0	8	2	7
446	Wool Sweaters, WGI	9	7	4	4	147	128	98	100
448	Wool Trousers, WGI	9	0	0	0	103	2	0	9
459	Other Wool Apparel	0	1	0	0	5	9	3	1
464	Wool Blankets	0	0	0	.	1	0	0	.

## U.S. general imports from CHILE by MFA categories, 1987-90

Category	Description	1987	1988	1989	1990	1987	1988	1989	1990
		--1,000 equivalent square meters--				--1,000 dollars--			
465	Wool Floor Coverings	0	0	0	0	2	4	1	1
469	Other Wool Manufactures	0	0	0	0	0	0	0	0
606	Non-textured Filament Yarns	2,030	2,852	2,849	9,669	301	490	580	1,305
607	Other MMF Staple Yarns	1	0	0	0	2	0	0	0
611	Hoven Fabrics of Artificial Stap	0	17	0	171	0	32	0	143
613	MMF Sheeting	88	1,639	0	0	164	2,699	0	0
614	MMF Poplin and Broadcloth	0	4	0	0	0	6	0	0
617	MMF Twills and Sateens	0	2	0	30	0	5	0	0
618	Hoven Fabrics of C-F MMF Yarns	0	0	0	636	0	0	0	574
620	Other Hoven Filament Fabrics	202	34	310	10	528	60	550	20
624	MMF Fabric Mixed with Wool	30	63	228	245	98	211	880	824
628	MMF Twills & Sateens	0	14	0	0	0	22	0	0
629	Other MMF Fabric	1	0	98	141	3	0	218	324
632	MMF Hosiery	0	0	1	9	0	0	2	10
633	MMF Suit-type Coats, MB	1	0	0	0	6	0	0	0
634	Other MMF Coats; MB	78	5	1	3	85	33	3	18
635	MMF Coats, WGI	14	11	25	15	37	26	44	46
636	MMF Dresses	20	17	8	15	50	48	31	84
638	MMF Knit Shirts, MB	40	198	301	85	88	558	970	300
639	MMF Knit Shirts, WGI	7	9	4	0	18	31	6	1
640	MMF Non-knit Shirts, MB	26	103	9	16	33	111	10	31
641	MMF Non-knit Shirts, WGI	115	213	126	83	252	545	392	309
642	MMF Skirts	98	65	24	29	235	162	79	72
643	MMF Suits, MB	0	1	0	0	0	2	1	0
644	MMF Suits, WGI	2	0	0	0	7	1	1	0
645	MMF Sweaters, MB	23	0	5	0	32	0	14	1
646	MMF Sweaters, WGI	259	130	124	0	387	255	273	4
647	MMF Trousers, MB	83	88	213	77	216	255	536	297
648	MMF Trousers, WGI	28	53	16	12	60	116	48	41
649	MMF Brassieres etc.	0	1	0	0	0	8	0	0
651	MMF Nightwear	0	0	1	0	0	0	1	0
652	MMF Underwear	0	44	0	0	0	40	0	0
659	Other MMF Apparel	87	47	25	63	89	53	20	139
665	MMF Floor Coverings	0	0	0	1	0	0	0	4
666	Other MMF Furnishings	0	0	0	0	0	0	0	0
669	Other MMF Manufactures	0	0	82	1	0	0	14	2
670	MMF Flat Goods, etc.	0	0	3	0	0	0	5	0
810	SLR Fabric	0	3	0	0	0	14	0	0
833	SLR Suit-type Coats, MB	0	0	0	1	0	0	0	7
835	SLR Coats, WGI	0	0	2	1	5	4	17	7
836	SLR Dresses	0	2	2	1	4	13	16	5
840	SLR Non-knit Shirts	1	1	3	4	8	9	23	30
842	SLR Skirts	0	1	1	2	9	19	7	6
844	SLR Suits, WGI	0	1	0	0	0	18	0	0
845	Sweaters, Oth Non-Cot Veg Fibers	1	0	0	0	12	1	0	1
847	SLR Trousers	0	0	2	6	2	2	17	62
859	Other SLR Apparel	0	0	1	0	1	2	2	0
899	Other SLR Manufactures	0	0	0	0	0	0	0	0
Total		10,751	15,405	14,581	23,642	15,773	35,022	44,562	53,229

Source: Compiled from official statistics of the U.S. Department of Commerce.

Note.--A zero (0) indicates less than \$500 or 500 equivalent square meters. Because of rounding, figures may not add up to totals shown.

U.S. general imports from CHINA by MFA categories, 1987-90

Category	Description	1987	1988	1989	1990	1987	1988	1989	1990
		--1,000 equivalent square meters--				--1,000 dollars--			
200	Cot or MMF Yarns, Sewing Thread	3,052	3,445	4,872	3,676	2,544	3,031	4,251	3,156
201	Cot or MMF Specialty Yarns	184	142	337	210	43	51	86	51
218	Cot or MMF Different Color Yarns	5,196	7,561	7,990	7,167	4,023	6,207	6,565	6,013
219	Cot or MMF Duck Fabric	1,414	1,089	1,042	1,039	742	672	579	578
220	Cot or MMF Special Weave Fabric	20,017	26,480	24,478	20,711	11,216	15,521	14,546	12,445
222	Cot or MMF Knit Fabric	9,563	17,747	17,232	5,204	3,566	6,111	6,097	2,080
223	Cot or MMF Non-woven Fabric	227	13	80	29	47	2	16	21
224	Cot or MMF Pile & Tufted Fabric	1,786	3,209	3,332	2,485	2,767	4,702	4,863	4,069
225	Cot or MMF Denim	321	74	379	1,197	358	104	477	1,700
226	Cot or MMF Cheesecloth & Batiste	6,322	5,884	8,768	11,015	3,220	3,383	4,520	5,743
227	Cot or MMF Oxford Cloth	245	120	0	0	82	91	0	0
229	Cot or MMF Special Purpose Fabri	4,923	6,056	8,591	5,310	3,076	5,926	8,912	7,875
237	Playsuits, Sun suits, etc	26,329	17,310	25,050	42,402	33,837	23,443	31,172	53,791
239	Cot or MMF Apparel for Infants	15,256	15,189	18,576	15,061	21,519	22,569	31,512	31,849
300	Carded Cotton Yarn	2,226	2,477	3,229	3,224	704	908	788	829
301	Combed Cotton Yarn	3,106	20,939	5,154	2,526	1,047	7,389	1,748	848
313	Cotton Sheeting	30,168	19,154	45,536	36,251	18,416	11,051	22,474	17,834
314	Cotton Poplin & Broadcloth	35,578	25,847	36,915	51,040	17,829	12,436	15,660	22,220
315	Cotton Printcloth	104,147	87,418	129,761	161,171	55,643	40,458	56,875	76,656
317	Cotton Twills and Sateens	11,666	6,927	11,504	13,630	7,035	4,988	6,129	7,463
326	Cotton Sateens	1,104	1,826	2,357	1,593	988	1,610	2,013	1,363
330	Cotton Handkerchiefs	4,482	5,422	4,395	3,722	5,552	6,595	6,141	5,827
331	Cotton Gloves & Mittens	11,986	13,885	15,101	14,622	14,319	16,864	19,834	19,256
332	Cotton Hosiery	52	20	25	20	49	26	37	54
333	Cotton Suit-type Coats, MB	1,237	791	629	741	5,259	3,457	2,796	3,892
334	Other Cotton Coats, MB	11,256	6,405	7,071	8,898	46,025	26,422	34,282	47,203
335	Cotton Coats, WGI	17,144	5,866	10,027	13,596	63,775	24,417	52,935	72,592
336	Cotton Dresses	6,903	3,639	3,205	7,205	16,793	10,052	10,054	22,711
338	Cotton Knit Shirts, MB	6,315	4,840	8,450	7,894	49,457	41,444	82,827	77,547
339	Cotton Knit Shirts, WGI	6,389	3,939	5,225	5,170	43,489	29,743	49,224	48,849
340	Cotton Non-knit Shirts, MB	16,614	9,085	12,624	20,700	47,049	28,240	39,709	67,469
341	Cotton Non-knit Shirts, WGI	6,467	3,022	4,933	7,609	34,240	16,737	25,996	41,693
342	Cotton Skirts	3,226	2,750	2,577	4,549	15,833	14,219	15,040	25,425
345	Cotton Sweaters	2,670	2,904	3,968	3,871	14,225	19,083	31,994	33,462
347	Cotton Trousers, MB	19,677	12,652	20,309	22,337	81,514	61,704	110,362	132,813
348	Cotton Trousers, WGI	17,354	12,189	16,738	11,654	70,934	58,796	89,711	70,535
349	Cotton Brassieres, etc.	885	530	963	646	2,898	1,978	3,828	2,758
350	Cotton Dressing Gowns	6,257	4,139	4,448	5,250	13,668	10,139	10,514	14,024
351	Cotton Nightwear	19,327	12,883	16,033	19,962	22,557	15,722	21,200	28,686
352	Cotton Underwear	14,044	11,423	11,841	15,683	11,303	12,118	14,285	21,563
353	Cotton Down-filled Coats, MB	462	908	1,373	1,540	4,171	8,155	14,356	16,218
354	Cotton Down-filled Coats, WGI	445	1,288	798	1,515	3,810	10,461	7,500	14,843
359	Other Cotton Apparel	47,568	73,177	70,914	47,053	52,488	76,556	77,653	62,643
360	Cotton Pillowcases	5,221	3,888	4,075	4,853	6,065	4,145	4,236	4,155
361	Cotton Sheets	17,125	17,781	15,813	23,503	9,816	10,427	9,938	14,420
362	Cotton Bedspreads & Quilts	2,597	4,666	21,572	16,419	10,066	17,802	15,526	48,496
363	Cotton Pile Towels	9,568	8,284	9,376	10,210	22,572	21,881	24,777	27,340
369	Other Cotton Manufactures	217,838	236,541	274,932	268,903	144,648	159,278	171,545	211,019
400	Wool Tops & Yarn	12	136	34	0	147	1,018	117	4
410	Woolen & Worsted Fabric	2,144	2,116	656	766	7,315	8,558	3,063	4,269
414	Other Wool Fabrics	19	15	11	11	211	188	174	166
431	Wool Gloves and Mittens	487	328	272	230	4,050	3,935	2,871	2,623
432	Wool Hosiery	0	0	0	0	3	0	0	9

U.S. general imports from CHINA by MFA categories, 1987-90

Category	Description	1987	1988	1989	1990	1987	1988	1989	1990
		--1,000 equivalent square meters--				-----1,000 dollars-----			
433	Wool Suit-type Coats, MB	1,055	559	436	320	7,189	5,642	4,323	3,552
434	Other Wool Coats, MB	529	331	354	338	2,802	2,336	2,630	2,793
435	Wool Coats, WGI	821	646	742	825	5,087	3,797	4,571	5,613
436	Wool Dresses	443	153	204	426	2,966	842	1,520	3,104
438	Wool Knit Shirts	244	274	163	278	2,400	2,247	2,224	3,112
440	Wool Non-knit Shirts	357	74	300	262	1,225	252	1,036	1,161
442	Wool Skirts	142	302	176	353	2,452	3,668	1,924	3,594
443	Wool Suits, MB	461	120	417	487	3,984	1,382	5,216	6,094
444	Wool Suits, WGI	270	83	83	169	2,373	764	1,049	1,514
445	Wool Sweaters, MB	1,241	824	822	435	16,069	16,347	19,098	11,035
446	Wool Sweaters, WGI	2,398	2,739	2,863	2,193	36,147	46,009	55,139	41,564
447	Wool Trousers, MB	963	1,265	977	805	8,343	12,059	9,389	9,452
448	Wool Trousers, WGI	301	207	119	138	3,008	2,013	1,764	1,745
459	Other Wool Apparel	446	419	549	269	2,835	3,120	2,411	1,889
464	Wool Blankets	4	2	1	0	15	31	28	8
465	Wool Floor Coverings	1,287	1,450	1,819	1,927	81,614	91,118	102,070	94,259
469	Other Wool Manufactures	114	225	157	175	814	1,733	1,391	1,807
600	Textured Filament Yarns	1,062	0	0	.	424	0	0	.
604	Synthetic Staple Fiber Yarns	8,981	9,616	1,602	1,624	4,368	4,562	551	558
606	Non-textured Filament Yarns	274	2,121	447	99	48	480	85	29
607	Other MMF Staple Yarns	21,257	5,384	10,657	1,434	8,826	2,368	4,416	615
611	Woven Fabrics of Artificial Stap	2,189	5,354	4,529	5,456	977	2,886	2,620	3,359
613	MMF Sheeting	2,567	941	7,442	5,579	1,171	442	2,961	2,286
614	MMF Poplin and Broadcloth	6,510	4,959	11,553	8,434	3,437	2,804	6,598	4,426
615	MMF Printcloth	18,089	7,742	13,265	15,327	6,595	3,145	4,940	5,900
617	MMF Twills and Sateens	13,342	7,421	11,313	6,913	7,141	4,059	4,979	3,171
618	Woven Fabrics of C-F MMF Yarns	0	0	0	1	0	0	0	7
619	Woven Polyester Filament Fabrics	185	21	101	105	84	23	66	41
620	Other Woven Filament Fabrics	87	233	1	41	52	43	3	80
621	Impression Fabric	0	13	0	.	0	16	0	.
622	Glass Fiber Fabrics	0	0	12	16	0	0	39	50
624	MMF Fabric Mixed with Wool	14	17	2	0	31	37	9	1
625	MMF Poplin & Broadcloth	76	0	331	350	38	0	173	320
626	MMF Printcloth	315	79	0	.	117	56	0	.
627	MMF Sheeting	0	0	0	.	0	6	0	.
628	MMF Twills & Sateens	11	0	3	3	4	0	6	7
629	Other MMF Fabric	11	54	118	3	28	38	199	17
630	MMF Handkerchiefs	243	951	1,378	1,337	364	1,418	1,872	1,851
631	MMF Gloves	2,580	2,584	2,709	2,658	5,777	8,534	13,674	12,478
632	MMF Hosiery	390	503	304	404	359	613	659	798
633	MMF Suit-type Coats, MB	986	1,350	541	613	5,680	9,655	3,591	3,726
634	Other MMF Coats, MB	22,045	17,348	16,065	18,913	47,550	45,175	57,095	76,658
635	MMF Coats, WGI	21,628	13,958	16,445	23,039	59,132	41,686	62,735	99,689
636	MMF Dresses	12,972	11,595	11,998	13,231	34,638	36,507	47,828	61,284
638	MMF Knit Shirts, MB	9,288	8,273	18,064	17,665	15,846	20,947	46,649	51,853
639	MMF Knit Shirts, WGI	12,808	8,802	18,688	17,983	37,343	27,831	61,906	65,516
640	MMF Non-knit Shirts, MB	28,096	19,949	20,888	35,537	50,083	41,471	44,837	81,540
641	MMF Non-knit Shirts, WGI	9,583	13,333	15,345	14,202	56,908	84,153	106,911	104,230
642	MMF Skirts	1,362	2,938	4,906	4,194	10,804	19,537	33,608	29,022
643	MMF Suits, MB	763	1,347	1,814	1,344	4,080	7,554	11,542	9,543
644	MMF Suits, WGI	496	270	797	739	1,696	1,285	3,809	3,439
645	MMF Sweaters, MB	6,675	6,429	7,507	6,164	12,134	13,794	15,067	12,574
646	MMF Sweaters, WGI	12,510	10,178	17,080	13,235	26,114	23,229	37,115	30,743
647	MMF Trousers, MB	20,581	14,439	16,940	20,542	49,040	44,884	59,251	85,526

U.S. general imports from CHINA by MFA categories, 1987-90

Category	Description	1987	1988	1989	1990	1987	1988	1989	1990
		--1,000 equivalent square meters--				--1,000 dollars--			
648	MMF Trousers, WGI	16,870	10,465	11,593	18,595	35,874	29,842	42,386	74,076
649	MMF Brassieres etc.	2,918	2,578	2,343	3,144	10,011	9,949	9,149	14,660
650	MMF Dressing Gowns	5,993	3,242	4,571	4,704	6,486	4,429	7,821	12,504
651	MMF Nightwear	31,318	22,535	25,585	28,027	32,966	25,781	37,138	49,310
652	MMF Underwear	24,607	18,315	25,637	32,942	8,958	9,959	23,608	39,935
653	MMF Down-filled Coats, MB	2,051	2,593	3,742	3,535	17,611	23,122	29,295	31,881
654	MMF Down-filled Coats, WGI	590	1,497	2,038	2,236	5,236	11,176	16,644	22,437
659	Other MMF Apparel	87,345	90,183	79,014	70,211	54,556	63,936	62,733	66,795
665	MMF Floor Coverings	43	47	63	106	653	996	2,023	3,574
666	Other MMF Furnishings	39,671	61,580	73,236	47,385	28,966	38,046	38,936	25,610
669	Other MMF Manufactures	21,291	16,717	14,433	24,754	2,874	3,136	3,062	3,565
670	MMF Flat Goods, etc.	58,947	58,440	50,592	62,227	92,035	114,456	113,574	155,945
800	SLR Yarn	0	0	11	1	0	0	4	1
810	SLR Fabric	2,276	2,952	1,783	5,538	3,182	3,847	3,592	6,624
831	SLR Gloves	568	399	601	696	659	493	853	1,434
832	SLR Hosiery	0	0	2	2	0	0	1	3
833	SLR Suit-type Coats, MB	243	105	567	356	1,393	578	3,691	2,262
834	Other SLR Coats, MB	274	147	283	254	892	530	775	1,389
835	SLR Coats, WGI	2,403	1,252	2,549	1,961	6,531	4,382	7,542	7,556
836	SLR Dresses	1,655	1,991	9,314	4,488	7,186	7,715	18,834	13,486
838	SLR Knit Shirts	266	1,093	921	384	1,459	5,555	4,818	2,099
839	SLR Baby Garments	0	0	483	59	0	0	347	54
840	SLR Non-knit Shirts	6,119	6,305	5,667	4,307	22,167	21,608	20,970	17,644
842	SLR Skirts	2,238	884	1,998	2,377	13,045	4,564	9,895	9,787
843	SLR Suits, MB	22	2	112	25	82	221	634	181
844	SLR Suits, WGI	339	1,989	2,292	5,457	1,288	9,233	6,221	11,718
845	Sweaters, Oth Non-Cot Veg Fibers	91,763	73,177	152,649	139,110	281,064	228,908	469,649	486,866
846	Sweaters, Silk Blends	4,521	6,573	7,006	6,394	19,786	27,027	37,492	31,413
847	SLR Trousers	23,274	12,120	15,117	14,748	64,466	38,370	57,561	61,841
850	SLR Robes	226	56	56	20	485	185	153	70
851	SLR Nightwear	149	119	74	0	394	364	102	0
852	SLR Underwear	38	72	32	4	294	274	177	48
858	SLR Neckties	2	1	24	0	8	7	54	0
859	Other SLR Apparel	3,124	10,905	10,059	7,775	4,172	7,750	6,249	5,523
863	SLR Towels	191	1,165	8,954	2,322	286	556	2,186	759
870	SLR Handbags and Flatgoods	7,807	5,221	7,986	10,493	8,519	5,856	8,853	12,640
871	Handbags & Flatgoods, Silk & Veg	2,088	3,520	2,954	2,405	4,189	6,743	5,410	4,971
899	Other SLR Manufactures	2,636	1,336	1,244	4,726	3,988	4,163	3,205	4,844
<b>Total</b>		<b>1,451,522</b>	<b>1,341,867</b>	<b>1,672,189</b>	<b>1,692,432</b>	<b>2,384,979</b>	<b>2,247,167</b>	<b>3,079,020</b>	<b>3,526,287</b>

Source: Compiled from official statistics of the U.S. Department of Commerce.

Note.--A zero (0) indicates less than \$500 or 500 equivalent square meters. Because of rounding, figures may not add up to totals shown.

U.S. general imports from COLOMBIA by MFA categories, 1987-90

Category	Description	1987	1988	1989	1990	1987	1988	1989	1990
		--1,000 equivalent square meters--				-----1,000 dollars-----			
200	Cot or MMF Yarns, Sewing Thread	58	34	36	23	92	53	58	40
218	Cot or MMF Different Color Yarns	188	0	2	3	292	0	3	5
219	Cot or MMF Duck Fabric	0	0	6	2	0	0	7	4
220	Cot or MMF Special Weave Fabric	109	330	1,470	2,929	80	242	1,138	2,082
222	Cot or MMF Knit Fabric	0	19	398	71	0	11	225	77
223	Cot or MMF Non-woven Fabric	0	87	80	60	0	18	16	11
224	Cot or MMF Pile & Tufted Fabric	0	129	311	61	1	220	507	79
225	Cot or MMF Denim	714	102	15	0	1,082	146	22	0
226	Cot or MMF Cheesecloth & Batiste	1,954	306	250	609	1,283	207	295	359
229	Cot or MMF Special Purpose Fabri	233	363	1,299	1,764	622	1,216	1,242	2,516
237	Playsuits, Sun suits, etc	37	67	104	319	121	214	384	1,287
239	Cot or MMF Apparel for Infants	21	66	304	616	145	339	1,456	3,364
300	Carded Cotton Yarn	9,599	7,528	5,475	8,880	3,255	2,706	2,221	3,053
301	Combed Cotton Yarn	934	1,708	2,619	2,990	463	945	1,284	1,663
313	Cotton Sheeting	12,536	2,708	6,675	3,039	8,532	1,562	3,451	1,704
314	Cotton Poplin & Broadcloth	3,530	2,755	4,133	3,629	2,944	2,121	2,786	2,446
315	Cotton Printcloth	4,752	1,363	1,475	3,930	2,794	617	652	2,035
317	Cotton Twills and Sateens	7,778	9,732	10,371	7,231	6,146	7,485	6,981	5,089
326	Cotton Sateens	3,318	1,770	1,428	1,554	2,819	1,508	1,053	1,240
331	Cotton Gloves & Mittens	1	0	0	0	3	0	1	1
332	Cotton Hosiery	12	57	192	265	37	201	696	962
333	Cotton Suit-type Coats, MB	18	75	9	3	103	497	66	7
334	Other Cotton Coats, MB	31	103	73	398	126	404	288	2,064
335	Cotton Coats, WGI	342	1,007	304	833	1,519	5,997	1,668	4,934
336	Cotton Dresses	173	218	99	230	573	657	289	697
338	Cotton Knit Shirts, MB	1,277	1,133	427	318	3,283	3,560	1,474	1,784
339	Cotton Knit Shirts, WGI	174	270	1,601	980	802	1,150	7,804	5,871
340	Cotton Non-knit Shirts, MB	981	1,651	2,246	539	2,859	4,721	6,205	1,631
341	Cotton Non-knit Shirts, WGI	531	353	538	707	1,988	2,348	3,274	5,352
342	Cotton Skirts	612	607	785	599	3,524	3,059	4,667	4,067
345	Cotton Sweaters	4	2	19	8	26	5	11	27
347	Cotton Trousers, MB	451	1,096	1,896	2,306	1,411	3,430	6,309	8,791
348	Cotton Trousers, WGI	1,069	3,378	5,285	5,620	4,256	14,924	23,978	28,927
349	Cotton Brassieres, etc.	0	0	0	14	0	0	3	39
350	Cotton Dressing Gowns	27	71	521	826	55	242	1,825	2,500
351	Cotton Nightwear	85	5	416	1,146	65	3	393	1,204
352	Cotton Underwear	159	1,471	1,999	2,181	150	1,293	1,374	1,440
359	Other Cotton Apparel	229	99	567	826	322	268	1,385	1,889
360	Cotton Pillowcases	2	0	0	0	6	1	0	0
361	Cotton Sheets	14	1	0	0	13	1	0	0
362	Cotton Bedspreads & Quilts	3	0	0	4	3	1	1	6
363	Cotton Pile Towels	552	731	922	235	2,928	2,758	4,027	1,751
369	Other Cotton Manufactures	212	410	1,469	965	231	368	1,199	1,166
410	Woolen & Worsted Fabric	0	6	20	62	0	31	149	342
414	Other Wool Fabrics	16	11	10	9	120	96	81	76
431	Wool Gloves and Mittens	0	0	0	0	2	0	1	0
432	Wool Hosiery	.	.	0	0	.	.	1	0
433	Wool Suit-type Coats, MB	207	256	362	326	2,029	2,924	3,745	3,547
434	Other Wool Coats, MB	24	8	1	2	241	90	4	5
435	Wool Coats, WGI	63	499	533	809	473	2,987	3,428	5,442
436	Wool Dresses	.	.	0	14	.	.	0	161
438	Wool Knit Shirts	.	.	0	14	.	.	0	250
439	Wool Baby Garments	0	0	1	0	0	0	4	1

C-28



U.S. general imports from COLOMBIA by MFA categories, 1987-90

Category	Description	1987	1988	1989	1990	1987	1988	1989	1990
		--1,000 equivalent square meters--				-----1,000 dollars-----			
442	Wool Skirts	54	157	183	266	468	1,790	2,093	2,973
443	Wool Suits, MB	2	33	86	142	35	396	1,219	1,928
444	Wool Suits, WGI	309	234	286	181	3,137	2,003	2,562	1,838
445	Wool Sweaters, MB	0	0	0	0	4	0	2	5
446	Wool Sweaters, WGI	1	0	0	0	16	1	2	1
447	Wool Trousers, MB	1	21	35	37	19	253	439	497
448	Wool Trousers, WGI	19	65	88	152	464	1,186	1,356	2,210
459	Other Wool Apparel	34	58	72	82	203	354	466	580
464	Wool Blankets	0	0	0	0	1	0	0	1
465	Wool Floor Coverings	0	0	0	0	0	0	3	0
469	Other Wool Manufactures	36	0	0	1	35	0	0	4
600	Textured Filament Yarns	0	0	101	0	0	0	49	0
604	Synthetic Staple Fiber Yarns	0	0	590	168	0	0	285	81
606	Non-textured Filament Yarns	0	0	64	81	0	0	13	8
611	Woven Fabrics of Artificial Stap	0	34	34	0	0	16	36	0
614	MMF Poplin and Broadcloth	0	0	4	0	0	0	6	0
617	MMF Twills and Sateens	0	0	0	12	0	0	0	19
618	Woven Fabrics of C-F MMF Yarns	0	0	0	0	0	0	2	0
619	Woven Polyester Filament Fabrics	0	0	68	334	0	0	61	238
620	Other Woven Filament Fabrics	0	1	36	96	0	3	34	101
624	MMF Fabric Mixed with Wool	0	0	209	807	0	0	686	2,649
625	MMF Poplin & Broadcloth	0	0	12	2	0	0	12	2
627	MMF Sheeting	0	0	0	.	0	3	0	.
628	MMF Twills & Sateens	0	4	0	.	0	4	0	.
629	Other MMF Fabric	0	4	16	27	0	5	25	27
630	MMF Handkerchiefs	0	0	0	.	0	1	0	.
631	MMF Gloves	5	1	1	0	2	17	7	0
632	MMF Hosiery	1,181	1,461	1,393	1,562	5,438	6,394	5,954	6,839
633	MMF Suit-type Coats, MB	759	718	616	382	5,061	5,094	5,212	3,290
634	Other MMF Coats, MB	53	132	32	355	277	428	88	1,346
635	MMF Coats, WGI	217	682	987	1,799	1,447	3,428	4,495	10,150
636	MMF Dresses	211	716	565	556	1,003	2,712	2,123	2,261
638	MMF Knit Shirts, MB	136	184	233	136	196	343	554	245
639	MMF Knit Shirts, WGI	51	89	113	271	125	322	483	1,329
640	MMF Non-knit Shirts, MB	48	11	6	22	163	23	25	54
641	MMF Non-knit Shirts, WGI	1,228	1,165	994	959	7,350	8,312	8,091	7,886
642	MMF Skirts	381	708	612	778	2,398	4,806	4,947	5,803
643	MMF Suits, MB	17	16	24	44	189	196	270	532
644	MMF Suits, WGI	482	860	1,002	594	2,768	5,410	6,038	3,648
645	MMF Sweaters, MB	0	0	33	4	0	0	46	7
646	MMF Sweaters, WGI	4	7	17	5	30	42	37	22
647	MMF Trousers, MB	6	408	455	431	25	1,469	2,252	2,392
648	MMF Trousers, WGI	402	271	284	521	1,783	1,647	1,801	3,573
649	MMF Brassieres etc.	44	46	65	133	154	239	351	852
650	MMF Dressing Gowns	28	2	15	6	16	3	11	10
651	MMF Nightwear	1,310	3,089	4,660	3,566	795	1,826	3,147	2,411
652	MMF Underwear	263	416	601	1,240	249	575	755	1,544
659	Other MMF Apparel	135	329	325	482	290	720	800	1,385
666	Other MMF Furnishings	1,495	1,632	2,207	3,502	906	1,215	1,478	2,722
669	Other MMF Manufactures	14	50	96	75	23	50	149	163
670	MMF Flat Goods, etc.	2	0	39	121	5	4	76	239
810	SLR Fabric	0	2	0	0	0	4	6	0
833	SLR Suit-type Coats, MB	1	39	0	.	12	399	0	.
834	Other SLR Coats, MB	0	0	2	0	0	0	10	0

C-29

U.S. general imports from COLOMBIA by MFA categories, 1987-90

Category	Description	--1,000 equivalent square meters--				--1,000 dollars--			
		1987	1988	1989	1990	1987	1988	1989	1990
835	SLR Coats, WGI	0	37	33	51	0	230	271	359
836	SLR Dresses	0	0	0	12	0	3	6	67
839	SLR Baby Garments	.	.	0	0	.	.	0	3
840	SLR Non-knit Shirts	51	7	0	4	441	73	0	33
842	SLR Skirts	25	23	27	22	309	184	279	206
843	SLR Suits, MB	0	1	1	1	0	8	10	11
845	Sweaters, Oth Non-Cot Veg Fibers	.	.	0	1	.	.	0	10
846	Sweaters, Silk Blends	0	0	3	0	0	0	18	0
847	SLR Trousers	23	19	6	11	224	143	67	139
858	SLR Neckties	.	.	0	0	.	.	1	0
859	Other SLR Apparel	24	0	0	4	49	3	0	13
870	SLR Handbags and Flatgoods	5	0	2	4	35	0	23	19
871	Handbags & Flatgoods, Silk & Veg	1	0	0	0	11	0	0	0
899	Other SLR Manufactures	.	.	0	0	.	.	0	1
<b>Total</b>		<b>62,085</b>	<b>56,324</b>	<b>74,081</b>	<b>77,988</b>	<b>93,977</b>	<b>123,963</b>	<b>157,363</b>	<b>184,715</b>

Source: Compiled from official statistics of the U.S. Department of Commerce.

Note.--A zero (0) indicates less than \$500 or 500 equivalent square meters. Because of rounding, figures may not add up to totals shown.

U.S. general imports from COSTA RICA by MFA categories, 1987-90

Category	Description	1987 1988 1989 1990				1987 1988 1989 1990			
		--1,000 equivalent square meters--				-----1,000 dollars-----			
200	Cot or MMF Yarns, Sewing Thread	0	2	0	0	0	3	1	0
201	Cot or MMF Specialty Yarns	2,815	1,768	2,847	3,279	454	408	549	653
220	Cot or MMF Special Weave Fabric	41	38	24	278	29	29	61	241
222	Cot or MMF Knit Fabric	3	182	59	88	1	79	27	49
224	Cot or MMF Pile & Tufted Fabric	.	.	0	0	.	.	0	1
229	Cot or MMF Special Purpose Fabri	2	372	1,564	2,260	1	627	1,623	1,398
237	Playsuits, Sunsuits, etc	592	674	131	172	1,186	1,513	304	365
239	Cot or MMF Apparel for Infants	116	153	1,050	1,501	341	570	3,196	4,309
300	Carded Cotton Yarn	803	262	0	.	278	87	0	.
301	Combed Cotton Yarn	494	0	0	.	181	0	0	.
313	Cotton Sheeting	0	0	36	13	0	0	28	14
314	Cotton Poplin & Broadcloth	.	.	0	3	.	.	0	3
317	Cotton Twills and Sateens	6	0	0	.	4	0	0	.
331	Cotton Gloves & Mittens	1,314	2,143	2,073	1,612	619	1,006	1,052	827
332	Cotton Hosiery	29	41	5	21	47	81	15	48
333	Cotton Suit-type Coats, MB	15	54	41	129	126	187	269	1,096
334	Other Cotton Coats, MB	1,000	981	442	774	4,095	3,979	2,256	3,961
335	Cotton Coats, WGI	80	301	195	390	171	572	653	1,279
336	Cotton Dresses	376	735	585	790	924	1,739	1,344	1,955
338	Cotton Knit Shirts, MB	1,321	2,564	4,292	3,873	9,076	13,678	20,641	22,360
339	Cotton Knit Shirts, WGI	511	2,356	1,385	2,071	2,000	11,136	7,091	12,189
340	Cotton Non-knit Shirts, MB	7,941	7,267	7,355	7,033	18,314	18,780	21,668	23,261
341	Cotton Non-knit Shirts, WGI	2,271	2,377	894	361	7,966	7,767	2,878	1,503
342	Cotton Skirts	768	1,866	960	794	2,696	6,278	4,076	3,044
345	Cotton Sweaters	143	1,057	454	223	286	1,820	1,129	652
347	Cotton Trousers, MB	7,605	9,944	12,008	14,558	27,878	40,189	54,130	67,560
348	Cotton Trousers, WGI	4,878	6,509	9,660	7,851	14,437	22,071	38,540	33,089
349	Cotton Brassieres, etc.	83	98	9	88	361	244	78	524
350	Cotton Dressing Gowns	0	11	377	529	0	46	1,276	1,554
351	Cotton Nightwear	25	19	188	19	35	8	300	36
352	Cotton Underwear	115	2,286	12,510	24,453	149	2,330	13,129	18,992
359	Other Cotton Apparel	856	1,884	3,434	3,293	1,569	3,554	7,024	7,811
360	Cotton Pillowcases	0	0	65	0	0	1	20	0
361	Cotton Sheets	0	0	4	0	0	0	1	0
362	Cotton Bedspreads & Quilts	0	0	0	0	0	0	2	0
369	Other Cotton Manufactures	59	0	5	182	31	0	3	97
410	Woolen & Worsted Fabric	5	0	0	.	20	0	0	.
432	Wool Hosiery	0	0	0	.	0	0	0	.
433	Wool Suit-type Coats, MB	75	175	185	555	743	2,028	2,411	6,537
434	Other Wool Coats, MB	0	0	1	0	0	0	5	0
435	Wool Coats, WGI	547	409	417	799	4,212	3,897	4,265	7,384
436	Wool Dresses	0	0	25	0	0	0	78	0
440	Wool Non-knit Shirts	9	0	0	.	20	0	0	.
442	Wool Skirts	130	15	145	135	1,216	177	1,950	1,722
443	Wool Suits, MB	0	70	485	607	0	1,098	7,671	9,458
444	Wool Suits, WGI	62	31	25	163	458	268	242	1,723
446	Wool Sweaters, WGI	0	0	0	0	0	0	1	0
447	Wool Trousers, MB	5	160	46	58	47	1,435	390	646
448	Wool Trousers, WGI	190	90	109	56	2,552	1,598	1,627	881
459	Other Wool Apparel	160	19	64	81	1,117	149	567	714
465	Wool Floor Coverings	0	0	0	0	0	0	0	0
600	Textured Filament Yarns	0	7	99	1,020	0	5	57	769
606	Non-textured Filament Yarns	61,293	58,607	9,278	488	8,206	8,064	1,236	126

C-31

## U.S. general imports from COSTA RICA by MFA categories, 1987-90

Category	Description	1987	1988	1989	1990	1987	1988	1989	1990
		--1,000 equivalent square meters--				-----1,000 dollars-----			
607	Other MMF Staple Yarns	0	566	178	0	0	311	95	0
611	Woven Fabrics of Artificial Stap	0	2	0	0	0	1	0	0
613	MMF Sheeting	0	0	112	41	0	0	121	52
614	MMF Poplin and Broadcloth	0	11	181	772	0	9	143	700
615	MMF Printcloth	164	0	0	47	130	0	0	39
619	Woven Polyester Filament Fabrics	51	0	1	0	38	0	1	0
620	Other Woven Filament Fabrics	84	113	42	0	65	89	37	0
625	MMF Poplin & Broadcloth	0	0	0	26	0	0	0	23
626	MMF Printcloth	0	0	7	0	0	0	6	0
627	MMF Sheeting	0	0	0	29	0	0	0	23
629	Other MMF Fabric	59	76	167	30	43	89	133	29
631	MMF Gloves	0	0	49	22	0	0	37	16
632	MMF Hosiery	148	8	0	0	260	14	0	0
633	MMF Suit-type Coats, MB	350	894	853	607	2,643	6,714	6,730	5,392
634	Other MMF Coats, MB	1,204	1,633	1,599	1,046	2,264	2,788	3,100	2,653
635	MMF Coats, WGI	1,587	1,865	2,258	1,959	3,610	4,730	4,854	5,350
636	MMF Dresses	1,109	856	1,249	628	2,107	2,205	2,615	1,761
638	MMF Knit Shirts, MB	210	290	1,953	2,909	717	832	3,208	4,832
639	MMF Knit Shirts, WGI	252	764	1,926	1,126	941	2,063	3,892	3,552
640	MMF Non-knit Shirts, MB	1,024	1,084	1,442	1,802	2,219	2,529	3,969	4,769
641	MMF Non-knit Shirts, WGI	2,373	2,218	1,785	1,759	6,732	7,596	7,234	6,499
642	MMF Skirts	483	752	536	418	3,466	5,461	3,069	2,195
643	MMF Suits, MB	0	0	29	66	0	0	333	860
644	MMF Suits, WGI	38	121	96	383	230	783	1,212	2,664
645	MMF Sweaters, MB	434	538	714	1,565	1,046	1,095	1,245	3,212
646	MMF Sweaters, WGI	812	839	1,379	339	1,472	1,368	1,956	712
647	MMF Trousers, MB	3,049	2,209	2,654	2,370	13,282	12,315	14,961	13,525
648	MMF Trousers, WGI	719	1,001	2,038	1,415	3,435	5,200	8,438	4,461
649	MMF Brassieres etc.	7,475	9,228	10,597	10,552	28,265	41,138	48,673	53,362
650	MMF Dressing Gowns	0	0	19	632	0	0	47	1,513
651	MMF Nightwear	1,533	1,651	410	601	1,561	1,211	613	1,040
652	MMF Underwear	275	3,762	6,877	16,633	227	3,113	5,553	17,030
659	Other MMF Apparel	1,319	1,036	1,710	5,252	1,149	1,631	2,948	7,597
665	MMF Floor Coverings	0	0	0	0	3	1	1	4
666	Other MMF Furnishings	1	34	3,950	4,155	1	7	769	2,180
669	Other MMF Manufactures	0	0	1	115	0	0	2	70
670	MMF Flat Goods, etc.	79	199	227	118	245	502	665	407
833	SLR Suit-type Coats, MB	0	0	0	6	0	0	0	107
835	SLR Coats, WGI	169	25	70	0	1,367	200	441	0
840	SLR Non-knit Shirts	1	0	0	0	1	0	0	0
842	SLR Skirts	64	5	89	116	1,030	47	541	1,379
845	Sweaters, Oth Non-Cot Veg Fibers	63	27	251	230	90	49	315	321
846	Sweaters, Silk Blends	0	0	16	0	0	0	20	0
847	SLR Trousers	86	29	42	83	1,182	256	524	1,123
851	SLR Nightwear	0	0	0	38	0	0	0	9
858	SLR Neckties	0	0	0	1	0	0	0	10
859	Other SLR Apparel	16	0	12	22	27	2	19	17
870	SLR Handbags and Flatgoods	4	0	0	0	14	0	0	0
899	Other SLR Manufactures	0	0	0	17	0	0	0	2
<b>Total</b>		<b>121,969</b>	<b>137,364</b>	<b>119,048</b>	<b>138,528</b>	<b>191,705</b>	<b>261,850</b>	<b>332,382</b>	<b>388,324</b>

Source: Compiled from official statistics of the U.S. Department of Commerce.

Note.--A zero (0) indicates less than \$500 or 500 equivalent square meters. Because of rounding, figures may not add up to totals shown.

## U.S. general imports from CZECHOSLOVAKIA by MFA categories, 1987-90

Category	Description	1987	1988	1989	1990	1987	1988	1989	1990
		--1,000 equivalent square meters--				--1,000 dollars--			
201	Cot or MMF Specialty Yarns	0	0	4	5	0	0	34	10
218	Cot or MMF Different Color Yarns	99	63	85	68	138	105	153	119
219	Cot or MMF Duck Fabric	0	1	0	20	1	2	0	23
220	Cot or MMF Special Weave Fabric	178	190	695	268	374	388	1,013	457
222	Cot or MMF Knit Fabric	.	.	0	0	.	.	0	0
224	Cot or MMF Pile & Tufted Fabric	.	.	0	15	.	.	1	39
226	Cot or MMF Cheesecloth & Batiste	15	1	0	.	20	2	0	.
227	Cot or MMF Oxford Cloth	0	2	0	.	0	2	0	.
229	Cot or MMF Special Purpose Fabri	400	318	652	235	28	95	172	86
300	Carded Cotton Yarn	2	0	0	.	3	0	0	.
313	Cotton Sheeting	137	24	10	37	77	14	12	38
314	Cotton Poplin & Broadcloth	49	25	51	1	68	33	120	13
315	Cotton Printcloth	10	0	0	.	18	0	0	.
317	Cotton Twills and Sateens	31	18	4	1	60	31	6	0
326	Cotton Sateens	0	19	20	0	0	38	34	0
330	Cotton Handkerchiefs	69	54	26	14	120	98	49	23
333	Cotton Suit-type Coats, MB	9	8	0	19	54	29	0	94
334	Other Cotton Coats, MB	14	0	0	.	43	0	0	.
340	Cotton Non-knit Shirts, MB	0	0	0	.	0	0	0	.
350	Cotton Dressing Gowns	.	.	0	0	.	.	0	0
359	Other Cotton Apparel	1	0	0	.	3	0	0	.
360	Cotton Pillowcases	0	0	0	0	1	1	1	1
362	Cotton Bedspreads & Quilts	1	0	0	1	3	1	0	3
363	Cotton Pile Towels	0	0	0	5	0	0	0	11
369	Other Cotton Manufactures	1,039	651	668	570	900	1,016	647	587
410	Woolen & Worsted Fabric	392	475	585	962	715	1,050	1,435	2,156
433	Wool Suit-type Coats, MB	208	238	107	64	1,169	1,173	480	290
434	Other Wool Coats, MB	374	512	302	245	2,035	2,842	1,675	1,449
435	Wool Coats, WGI	11	22	2	76	39	85	65	323
438	Wool Knit Shirts	0	1	0	.	0	16	0	.
443	Wool Suits, MB	287	337	250	225	1,757	2,060	1,541	1,536
447	Wool Trousers, MB	1	10	0	.	4	79	0	.
459	Other Wool Apparel	221	213	292	224	675	675	1,125	810
465	Wool Floor Coverings	0	1	2	4	1	10	15	44
469	Other Wool Manufactures	0	0	0	.	1	0	0	.
611	Woven Fabrics of Artificial Stap	0	0	3	0	0	0	2	0
618	Woven Fabrics of C-F MMF Yarns	0	10	0	4	0	7	0	4
620	Other Woven Filament Fabrics	.	.	0	3	.	.	0	21
624	MMF Fabric Mixed with Wool	0	64	406	36	0	200	953	75
634	Other MMF Coats, MB	0	0	0	0	1	0	0	4
636	MMF Dresses	1	0	0	.	1	0	0	.
647	MMF Trousers, MB	0	0	0	0	0	0	0	2
648	MMF Trousers, WGI	0	0	0	.	1	0	0	.
659	Other MMF Apparel	0	0	0	2	0	0	2	1
665	MMF Floor Coverings	0	1	1	3	0	2	7	17
810	SLR Fabric	1,487	1,516	1,004	844	2,873	2,551	1,817	1,683
845	Sweaters, Oth Non-Cot Veg Fibers	0	0	11	0	0	0	27	0
863	SLR Towels	9	2	6	11	12	3	10	18
870	SLR Handbags and Flatgoods	0	2	3	0	0	9	8	0
871	Handbags & Flatgoods, Silk & Veg	.	.	0	5	.	.	0	13
899	Other SLR Manufactures	35	104	6	10	20	73	7	21
Total		5,083	4,879	5,197	3,977	11,215	12,691	11,409	9,971

Source: Compiled from official statistics of the U.S. Department of Commerce.

Note.--A zero (0) indicates less than \$500 or 500 equivalent square meters. Because of rounding, figures may not add up to totals shown.

U.S. general imports from DENMARK by MFA categories, 1987-90

Category	Description	1987	1988	1989	1990	1987	1988	1989	1990
		--1,000 equivalent square meters--				-----1,000 dollars-----			
200	Cot or MMF Yarns, Sewing Thread	36	10	15	25	119	67	37	54
201	Cot or MMF Specialty Yarns	85	116	13	97	72	141	18	148
218	Cot or MMF Different Color Yarns	11	1	95	17	50	3	79	37
220	Cot or MMF Special Weave Fabric	2	1	40	48	22	65	91	77
222	Cot or MMF Knit Fabric	0	71	2	43	0	91	3	30
223	Cot or MMF Non-woven Fabric	56	0	450	0	12	0	179	1
224	Cot or MMF Pile & Tufted Fabric	2	0	0	1	14	0	0	1
226	Cot or MMF Cheesecloth & Batiste	0	1	0	.	0	3	0	.
227	Cot or MMF Oxford Cloth	.	.	0	0	.	.	0	2
229	Cot or MMF Special Purpose Fabri	1,138	611	535	1,095	1,072	779	629	883
237	Playsuits, Sun suits, etc	26	7	57	63	64	31	337	528
239	Cot or MMF Apparel for Infants	1	4	58	97	9	33	427	848
300	Carded Cotton Yarn	3	0	0	6	11	1	0	8
301	Combed Cotton Yarn	2	1	5	0	5	4	6	0
313	Cotton Sheeting	0	0	20	32	0	0	29	59
314	Cotton Poplin & Broadcloth	861	562	2	45	1,012	841	15	28
315	Cotton Printcloth	71	0	0	0	170	2	0	0
317	Cotton Twills and Sateens	0	0	0	0	3	0	0	0
326	Cotton Sateens	0	0	0	0	1	0	0	1
331	Cotton Gloves & Mittens	0	0	0	.	1	0	0	.
332	Cotton Hosiery	1	0	6	27	16	7	48	154
333	Cotton Suit-type Coats, MB	0	0	0	0	0	1	0	1
334	Other Cotton Coats, MB	15	2	1	3	42	20	6	30
335	Cotton Coats, WGI	9	5	29	19	49	40	142	96
336	Cotton Dresses	58	9	69	74	124	22	216	290
338	Cotton Knit Shirts, MB	30	9	1	4	288	59	42	162
339	Cotton Knit Shirts, WGI	48	12	15	15	445	177	313	258
340	Cotton Non-knit Shirts, MB	1	0	2	1	9	3	22	17
341	Cotton Non-knit Shirts, WGI	19	19	8	11	114	65	112	173
342	Cotton Skirts	27	6	6	9	167	51	51	75
345	Cotton Sweaters	32	39	23	21	138	207	82	77
347	Cotton Trousers, MB	16	30	3	1	76	90	16	9
348	Cotton Trousers, WGI	22	10	46	46	144	86	439	439
349	Cotton Brassieres, etc.	0	0	0	0	7	1	2	2
350	Cotton Dressing Gowns	1	1	1	3	4	1	1	9
351	Cotton Nightwear	1	0	2	0	2	0	4	0
352	Cotton Underwear	7	6	3	2	20	14	22	21
353	Cotton Down-filled Coats, MB	0	0	0	0	1	2	1	0
359	Other Cotton Apparel	87	104	11	21	284	315	57	203
360	Cotton Pillowcases	1	1	1	21	4	4	4	94
361	Cotton Sheets	7	5	6	32	12	14	15	95
362	Cotton Bedspreads & Quilts	17	10	28	62	46	37	127	248
363	Cotton Pile Towels	8	0	0	1	13	0	1	2
369	Other Cotton Manufactures	190	161	225	232	286	245	383	538
400	Wool Tops & Yarn	8	5	1	0	48	29	12	2
410	Woolen & Worsted Fabric	5	1	1	1	63	6	11	15
414	Other Wool Fabrics	57	26	15	11	537	319	168	201
431	Wool Gloves and Mittens	0	0	0	0	1	0	0	2
432	Wool Hosiery	.	.	0	0	.	.	0	1
433	Wool Suit-type Coats, MB	0	0	0	0	2	4	5	5
434	Other Wool Coats, MB	1	5	0	1	4	11	2	6
435	Wool Coats, WGI	1	3	2	0	18	19	39	10
436	Wool Dresses	1	1	1	0	11	7	10	0

U.S. general imports from DENMARK by MFA categories, 1987-90

Category	Description	1987	1988	1989	1990	1987	1988	1989	1990
		--1,000 equivalent square meters--				--1,000 dollars--			
438	Wool Knit Shirts	1	0	1	0	18	0	23	3
440	Wool Non-knit Shirts	0	0	0	0	1	8	0	0
442	Wool Skirts	1	1	1	1	33	15	23	17
443	Wool Suits, MB	0	0	0	0	1	1	0	2
444	Wool Suits, WGI	0	0	0	0	1	0	1	0
445	Wool Sweaters, MB	4	2	1	0	85	92	41	13
446	Wool Sweaters, WGI	3	5	3	1	71	94	118	74
447	Wool Trousers, MB	0	1	0	0	1	10	7	8
448	Wool Trousers, WGI	0	0	0	0	11	6	4	8
459	Other Wool Apparel	2	1	0	1	44	27	12	27
464	Wool Blankets	2	0	1	1	16	1	8	10
465	Wool Floor Coverings	133	122	110	120	3,734	3,707	2,737	3,158
469	Other Wool Manufactures	0	0	0	1	3	6	1	7
600	Textured Filament Yarns	0	0	21	0	1	0	34	0
604	Synthetic Staple Fiber Yarns	3	0	0	.	3	0	0	.
606	Non-textured Filament Yarns	7	2	0	0	6	4	0	0
607	Other MMF Staple Yarns	0	1	0	0	0	2	0	1
611	Woven Fabrics of Artificial Stap	1	2	0	.	3	8	0	.
613	MMF Sheeting	0	3	3	3	0	5	6	7
614	MMF Poplin and Broadcloth	0	0	0	.	2	0	0	.
617	MMF Twills and Sateens	0	0	0	.	0	1	0	.
619	Woven Polyester Filament Fabrics	0	0	19	4	0	0	22	4
620	Other Woven Filament Fabrics	3	7	16	20	11	17	63	23
621	Impression Fabric	0	1	0	.	0	1	0	.
624	MMF Fabric Mixed with Wool	1	0	0	2	8	1	0	10
625	MMF Poplin & Broadcloth	.	.	0	0	.	.	0	1
627	MMF Sheeting	1	2	0	.	4	11	0	.
628	MMF Twills & Sateens	0	60	0	0	0	33	0	0
629	Other MMF Fabric	64	30	11	1	192	118	12	2
632	MMF Hosiery	0	0	1	0	0	0	9	0
633	MMF Suit-type Coats, MB	0	0	0	0	1	0	0	0
634	Other MMF Coats, MB	1	0	5	3	27	4	95	54
635	MMF Coats, WGI	1	4	2	1	7	40	17	8
636	MMF Dresses	2	2	0	0	14	16	4	3
638	MMF Knit Shirts, MB	55	0	0	0	135	2	3	1
639	MMF Knit Shirts, WGI	11	1	1	0	21	6	13	2
640	MMF Non-knit Shirts, MB	5	0	0	.	21	0	0	.
641	MMF Non-knit Shirts, WGI	1	2	2	0	10	26	11	7
642	MMF Skirts	2	1	0	0	14	21	2	7
643	MMF Suits, MB	0	0	0	0	0	0	5	4
644	MMF Suits, WGI	1	0	0	0	7	4	0	2
645	MMF Sweaters, MB	2	0	0	3	10	5	0	39
646	MMF Sweaters, WGI	14	0	0	0	17	2	0	2
647	MMF Trousers, MB	0	0	0	0	2	4	1	0
648	MMF Trousers, WGI	1	2	1	1	15	20	13	8
649	MMF Brassieres etc.	.	.	0	1	.	.	0	5
651	MMF Nightwear	.	.	0	0	.	.	1	0
652	MMF Underwear	874	1,721	38	1,055	313	776	386	511
653	MMF Down-filled Coats, MB	0	0	0	0	.	.	0	0
654	MMF Down-filled Coats, WGI	0	0	0	.	0	0	0	.
659	Other MMF Apparel	24	10	10	7	37	54	20	36
665	MMF Floor Coverings	5	1	19	17	96	36	390	273
666	Other MMF Furnishings	30	23	67	36	71	44	32	38
669	Other MMF Manufactures	43	9	39	212	44	14	91	168

C-35

U.S. general imports from DENMARK by MFA categories, 1987-90

Category	Description	1987	1988	1989	1990	1987	1988	1989	1990
		--1,000 equivalent square meters--				-----1,000 dollars-----			
670	MMF Flat Goods, etc.	2	0	0	0	2	4	0	0
810	SLR Fabric	2	4	2	2	29	29	21	15
832	SLR Hosiery	0	0	0	0	0	4	0	1
833	SLR Suit-type Coats, MB	.	.	0	0	.	.	0	0
834	Other SLR Coats, MB	0	2	0	.	7	23	0	.
835	SLR Coats, WGI	0	1	0	0	33	7	0	2
836	SLR Dresses	0	0	0	.	2	3	0	.
838	SLR Knit Shirts	.	.	0	0	.	.	0	1
840	SLR Non-knit Shirts	0	0	0	0	0	1	0	0
842	SLR Skirts	0	0	0	0	0	2	1	1
843	SLR Suits, MB	0	0	0	.	0	0	0	.
847	SLR Trousers	0	0	0	0	0	2	0	1
852	SLR Underwear	0	0	0	.	0	1	0	.
858	SLR Neckties	0	0	0	1	0	0	0	6
859	Other SLR Apparel	0	1	0	3	1	3	1	17
870	SLR Handbags and Flatgoods	0	0	1	0	0	0	3	3
871	Handbags & Flatgoods, Silk & Veg	0	0	0	0	0	0	0	1
899	Other SLR Manufactures	26	21	2	3	55	31	4	10
<b>Total</b>		<b>4,291</b>	<b>3,907</b>	<b>2,178</b>	<b>3,695</b>	<b>10,850</b>	<b>9,271</b>	<b>8,441</b>	<b>10,538</b>

Source: Compiled from official statistics of the U.S. Department of Commerce.

Note.--A zero (0) indicates less than \$500 or 500 equivalent square meters. Because of rounding, figures may not add up to totals shown.



U.S. general imports from DOMINICAN REPUBLIC by MFA categories, 1987-90

Category	Description	--1,000 equivalent square meters--				--1,000 dollars--			
		1987	1988	1989	1990	1987	1988	1989	1990
200	Cot or MMF Yarns, Sewing Thread	0	1	0	.	0	2	0	.
220	Cot or MMF Special Weave Fabric	0	0	0	0	0	0	0	0
223	Cot or MMF Non-woven Fabric	0	0	96	0	0	0	4	0
226	Cot or MMF Cheesecloth & Batiste	0	0	498	1,274	0	0	71	230
229	Cot or MMF Special Purpose Fabri	41	44	108	42	152	132	155	146
237	Playsuits, Sun suits, etc	318	833	1,666	562	647	912	1,730	869
239	Cot or MMF Apparel for Infants	307	71	2,582	3,368	1,014	361	7,347	8,806
300	Carded Cotton Yarn	871	326	206	90	83	29	24	13
317	Cotton Twills and Sateens	0	0	1	0	0	0	2	0
331	Cotton Gloves & Mittens	1,136	147	0	.	459	48	0	.
332	Cotton Hosiery	.	.	0	2	.	.	0	1
333	Cotton Suit-type Coats, MB	159	17	15	61	790	125	94	421
334	Other Cotton Coats, MB	619	1,373	590	325	1,938	4,242	1,752	908
335	Cotton Coats, WGI	1,857	1,535	864	625	4,573	3,987	2,977	2,316
336	Cotton Dresses	982	1,533	701	1,288	2,017	2,548	910	1,628
338	Cotton Knit Shirts, MB	1,886	2,460	2,848	3,521	15,854	23,961	27,054	32,205
339	Cotton Knit Shirts, WGI	1,684	2,992	2,530	2,632	9,680	17,528	16,761	19,654
340	Cotton Non-knit Shirts, MB	6,545	7,778	10,079	10,287	12,859	19,315	27,884	28,623
341	Cotton Non-knit Shirts, WGI	4,352	4,547	1,858	1,482	15,480	13,069	6,224	5,170
342	Cotton Skirts	2,874	3,323	1,208	1,312	12,079	11,928	4,754	5,136
345	Cotton Sweaters	1,430	1,338	1,601	1,552	4,137	3,384	5,112	5,732
347	Cotton Trousers, MB	19,328	22,962	30,715	34,590	66,687	96,977	136,639	161,135
348	Cotton Trousers, WGI	4,570	8,613	11,763	11,537	15,610	29,806	40,070	43,618
349	Cotton Brassieres, etc.	26	135	499	381	64	393	1,752	1,510
350	Cotton Dressing Gowns	488	895	1,948	1,463	648	874	1,636	1,439
351	Cotton Nightwear	8,025	7,657	10,445	11,900	7,467	7,720	11,120	13,147
352	Cotton Underwear	8,582	12,853	15,922	26,301	6,349	9,962	14,269	23,811
359	Other Cotton Apparel	2,417	1,040	1,964	1,664	3,753	1,825	3,338	4,094
360	Cotton Pillowcases	0	0	0	0	2	0	0	.
361	Cotton Sheets	0	0	6	0	0	0	11	0
362	Cotton Bedspreads & Quilts	1	1	2	2	3	2	2	2
369	Other Cotton Manufactures	10,910	16,591	19,215	15,859	15,599	23,794	16,025	16,200
400	Wool Tops & Yarn	1	0	0	.	6	0	0	.
410	Woolen & Worsted Fabric	0	0	0	3	0	0	0	24
433	Wool Suit-type Coats, MB	128	320	193	84	2,201	3,166	2,402	976
434	Other Wool Coats, MB	1	0	21	7	5	0	117	78
435	Wool Coats, WGI	743	1,454	2,950	3,046	3,846	6,861	15,153	17,064
436	Wool Dresses	0	0	0	0	1	0	2	0
438	Wool Knit Shirts	0	0	0	0	0	1	1	0
440	Wool Non-knit Shirts	0	0	0	.	1	0	0	.
442	Wool Skirts	356	299	917	1,020	3,231	2,196	6,466	7,436
443	Wool Suits, MB	345	600	726	418	4,643	9,217	12,547	7,479
444	Wool Suits, WGI	25	222	252	125	172	1,562	2,119	706
445	Wool Sweaters, MB	70	85	46	35	418	593	285	274
446	Wool Sweaters, WGI	19	0	3	4	106	0	30	70
447	Wool Trousers, MB	35	315	561	148	1,349	2,505	4,238	1,334
448	Wool Trousers, WGI	83	358	394	689	804	3,466	3,557	5,825
459	Other Wool Apparel	89	581	253	499	852	5,405	2,513	5,344
464	Wool Blankets	0	0	2	0	0	0	10	0
600	Textured Filament Yarns	0	0	1	7	0	0	1	8
607	Other MMF Staple Yarns	0	0	1	0	0	0	1	0
611	Woven Fabrics of Artificial Stap	0	0	0	4	0	0	0	7
619	Woven Polyester Filament Fabrics	.	.	0	2	.	.	0	3

U.S. general imports from DOMINICAN REPUBLIC by MFA categories, 1987-90

Category	Description	1987 1988 1989 1990				1987 1988 1989 1990			
		--1,000 equivalent square meters--				-----1,000 dollars-----			
628	MMF Twills & Sateens	.	.	0	0	.	.	1	0
629	Other MMF Fabric	0	0	8	16	0	0	9	9
630	MMF Handkerchiefs	0	0	0	0	0	0	1	0
631	MMF Gloves	94	8	0	.	35	4	0	.
632	MMF Hosiery	0	4	0	.	0	53	0	.
633	MMF Suit-type Coats, MB	1,813	1,906	2,228	1,694	10,980	13,785	17,411	12,706
634	Other MMF Coats, MB	135	766	1,350	1,162	220	2,874	3,103	2,326
635	MMF Coats, WGI	2,641	3,171	3,370	5,176	8,222	11,381	11,792	20,926
636	MMF Dresses	1,513	1,854	2,388	1,463	1,833	4,606	4,993	3,411
638	MMF Knit Shirts, MB	1,086	1,756	3,610	4,830	3,038	2,718	7,157	8,497
639	MMF Knit Shirts, WGI	1,056	2,074	3,116	4,191	2,278	4,236	7,541	9,273
640	MMF Non-knit Shirts, MB	2,991	3,348	2,361	3,307	5,491	6,500	4,872	7,713
641	MMF Non-knit Shirts, WGI	2,817	3,232	3,779	2,344	11,714	13,193	14,867	10,521
642	MMF Skirts	2,877	2,666	2,892	2,645	14,852	13,067	12,936	12,432
643	MMF Suits, MB	92	956	1,461	1,654	538	2,545	4,413	5,844
644	MMF Suits, WGI	1,499	1,255	1,086	321	7,258	7,068	6,772	1,746
645	MMF Sweaters, MB	197	160	1,140	2,628	303	258	2,225	4,862
646	MMF Sweaters, WGI	856	1,979	2,575	2,877	1,695	3,675	5,083	6,567
647	MMF Trousers, MB	8,371	9,796	11,538	9,117	34,992	40,204	46,299	32,591
648	MMF Trousers, WGI	2,684	5,740	6,245	7,236	8,878	20,290	20,470	23,831
649	MMF Brassieres etc.	7,742	9,523	10,226	11,222	29,814	40,409	47,923	57,478
650	MMF Dressing Gowns	2,124	2,404	5,773	2,936	2,486	2,926	4,853	3,077
651	MMF Nightwear	20,256	26,224	32,670	33,143	13,807	19,599	25,523	25,742
652	MMF Underwear	9,842	14,691	21,653	18,161	8,234	13,481	17,082	17,930
659	Other MMF Apparel	4,780	5,521	7,416	11,629	8,316	10,607	12,316	15,980
665	MMF Floor Coverings	0	0	0	.	3	0	0	.
666	Other MMF Furnishings	125	93	117	60	82	49	57	34
669	Other MMF Manufactures	2,866	14,996	11,198	16,075	2,073	4,708	3,311	5,712
670	MMF Flat Goods, etc.	548	2,300	2,906	3,178	614	2,543	4,018	4,728
833	SLR Suit-type Coats, MB	0	10	1	2	0	115	7	45
835	SLR Coats, WGI	77	247	311	100	552	393	1,912	901
836	SLR Dresses	1	3	2	1	9	22	7	3
838	SLR Knit Shirts	0	0	1	0	0	0	1	0
840	SLR Non-knit Shirts	1	13	21	18	8	89	212	152
842	SLR Skirts	39	7	8	54	463	50	62	379
843	SLR Suits, MB	0	.	0	0	.	.	0	1
844	SLR Suits, WGI	0	0	0	0	0	0	3	0
845	Sweaters, Oth Non-Cot Veg Fibers	72	246	432	355	182	475	876	670
847	SLR Trousers	65	54	85	168	406	257	825	1,514
858	SLR Neckties	0	4	0	.	0	6	0	.
859	Other SLR Apparel	2	7	27	129	5	12	52	299
870	SLR Handbags and Flatgoods	2,827	2,621	510	1,533	2,983	3,184	486	1,911
871	Handbags & Flatgoods, Silk & Veg	5	6	2	0	15	8	1	0
899	Other SLR Manufactures	0	12	0	0	0	2	0	2
Total		163,399	222,950	268,761	287,639	397,960	553,288	666,630	723,259

Source: Compiled from official statistics of the U.S. Department of Commerce.

Note.--A zero (0) indicates less than \$500 or 500 equivalent square meters. Because of rounding, figures may not add up to totals shown.

U.S. general imports from EAST GERMANY by MFA categories, 1987-90

Category	Description	1987	1988	1989	1990	1987	1988	1989	1990
		--1,000 equivalent square meters--				-----1,000 dollars-----			
200	Cot or MMF Yarns, Sewing Thread	0	6	0	.	0	1	0	.
220	Cot or MMF Special Weave Fabric	0	0	0	0	0	1	0	0
222	Cot or MMF Knit Fabric	60	0	0	.	71	0	0	.
224	Cot or MMF Pile & Tufted Fabric	0	0	0	7	0	0	0	14
229	Cot or MMF Special Purpose Fabri	0	164	192	19	0	16	22	9
237	Playsuits, Sunsuits, etc	0	0	0	.	11	0	0	.
326	Cotton Sateens	.	.	0	0	.	.	0	0
330	Cotton Handkerchiefs	0	0	1	0	0	0	2	0
334	Other Cotton Coats, MB	747	696	400	285	1,173	1,166	709	494
335	Cotton Coats, WGI	21	0	0	.	93	0	0	.
338	Cotton Knit Shirts, MB	67	69	16	8	397	401	128	55
339	Cotton Knit Shirts, WGI	15	0	0	.	28	0	0	.
340	Cotton Non-knit Shirts, MB	0	0	0	.	2	0	0	.
341	Cotton Non-knit Shirts, WGI	0	0	0	.	26	0	0	.
342	Cotton Skirts	10	0	0	.	41	0	0	.
345	Cotton Sweaters	2	0	0	.	92	0	0	.
347	Cotton Trousers, MB	113	99	32	25	309	208	78	72
348	Cotton Trousers, WGI	19	0	0	0	73	0	0	1
350	Cotton Dressing Gowns	0	0	0	.	10	0	0	.
352	Cotton Underwear	.	.	0	0	.	.	0	1
359	Other Cotton Apparel	.	.	0	5	.	.	0	5
360	Cotton Pillowcases	.	.	0	0	.	.	0	1
362	Cotton Bedspreads & Quilts	0	0	0	2	2	1	0	4
369	Other Cotton Manufactures	0	0	1	26	1	1	5	27
433	Wool Suit-type Coats, MB	0	0	0	2	0	0	0	1
434	Other Wool Coats, MB	.	.	0	4	.	.	0	7
435	Wool Coats, WGI	1	0	0	.	21	0	0	.
442	Wool Skirts	0	0	0	.	26	0	0	.
443	Wool Suits, MB	21	0	0	.	280	0	0	.
446	Wool Sweaters, WGI	0	0	0	.	1	0	0	.
447	Wool Trousers, MB	65	0	0	.	313	0	0	.
448	Wool Trousers, WGI	0	0	0	.	1	0	0	.
459	Other Wool Apparel	0	0	0	0	0	0	3	0
464	Wool Blankets	0	0	0	6	0	0	0	4
465	Wool Floor Coverings	0	0	0	.	25	0	0	.
617	MMF Twills and Sateens	3	0	0	.	17	0	0	.
618	Hoven Fabrics of C-F MMF Yarns	1	0	0	.	5	0	0	.
633	MMF Suit-type Coats, MB	15	0	0	.	90	0	0	.
635	MMF Coats, WGI	0	0	0	.	8	0	0	.
639	MMF Knit Shirts, WGI	0	0	0	.	8	0	0	.
640	MMF Non-knit Shirts, MB	1	0	0	2	1	0	0	6
641	MMF Non-knit Shirts, WGI	0	0	0	.	8	0	0	.
642	MMF Skirts	0	0	0	.	6	0	0	.
645	MMF Sweaters, MB	15	0	0	.	15	0	0	.
646	MMF Sweaters, WGI	3	0	0	.	8	0	0	.
647	MMF Trousers, MB	0	0	0	3	0	0	0	7
652	MMF Underwear	.	.	0	0	.	.	0	0
659	Other MMF Apparel	6	0	0	3	13	0	0	1
669	Other MMF Manufactures	0	1	0	.	0	6	0	.
670	MMF Flat Goods, etc.	.	.	0	16	.	.	0	11
838	SLR Knit Shirts	0	0	0	.	2	0	0	.
840	SLR Non-knit Shirts	1	0	0	.	73	0	0	.
842	SLR Skirts	1	0	0	.	42	0	0	.

C-39

U.S. general imports from EAST GERMANY by MFA categories, 1987-90

Category	Description	1987	1988	1989	1990	:	1987	1988	1989	1990
		--1,000 equivalent square meters--				:	-----1,000 dollars-----			
845	Sweaters, Oth Non-Cot Veg Fibers	0	0	0	.	:	7	0	0	.
846	Sweaters, Silk Blends	0	0	0	.	:	22	0	0	.
847	SLR Trousers	0	0	0	.	:	21	0	0	.
899	Other SLR Manufactures	0	1	0	.	:	0	8	0	.
Total		1,191	1,038	642	414	:	3,347	1,809	947	717

Source: Compiled from official statistics of the U.S. Department of Commerce.

Note.--A zero (0) indicates less than \$500 or 500 equivalent square meters. Because of rounding, figures may not add up to totals shown.

U.S. general imports from EGYPT by MFA categories, 1987-90

Category	Description	1987	1988	1989	1990	1987	1988	1989	1990
		--1,000 equivalent square meters--				-----1,000 dollars-----			
200	Cot or MMF Yarns, Sewing Thread	0	4	48	48	0	9	65	84
218	Cot or MMF Different Color Yarns	95	0	0	.	79	0	0	.
219	Cot or MMF Duck Fabric	2,702	2,474	1,212	765	1,597	1,464	674	417
220	Cot or MMF Special Weave Fabric	121	275	758	1,398	105	173	465	863
222	Cot or MMF Knit Fabric	.	.	0	7	.	.	0	5
224	Cot or MMF Pile & Tufted Fabric	0	0	43	120	0	0	35	102
226	Cot or MMF Cheesecloth & Batiste	666	731	138	1,933	207	207	42	625
229	Cot or MMF Special Purpose Fabri	0	4	1	0	0	8	1	1
237	Playsuits, Sunsuits, etc	14	14	48	26	12	19	67	45
239	Cot or MMF Apparel for Infants	1	0	23	106	1	0	51	318
300	Carded Cotton Yarn	72,425	20,041	15,002	11,834	25,513	7,748	5,300	4,863
301	Combed Cotton Yarn	5,653	1,118	3,651	7,221	2,455	605	1,885	3,969
313	Cotton Sheeting	22,967	11,260	23,834	17,078	11,214	5,169	10,236	8,546
314	Cotton Poplin & Broadcloth	4,723	4,371	2,548	5,030	2,914	2,762	1,677	3,108
315	Cotton Printcloth	17,303	877	10,120	1,424	9,198	353	4,236	624
317	Cotton Twills and Sateens	7,659	4,180	3,437	4,207	4,127	2,283	1,872	2,132
331	Cotton Gloves & Mittens	812	1,537	1,652	1,975	373	719	712	898
332	Cotton Hosiery	0	0	3	2	0	0	22	3
334	Other Cotton Coats, MB	12	0	45	337	23	0	214	844
335	Cotton Coats, WGI	13	140	867	1,030	23	337	2,611	2,974
336	Cotton Dresses	321	631	1,103	1,038	206	556	940	1,000
338	Cotton Knit Shirts, MB	380	1,207	2,163	2,815	1,136	3,477	7,327	11,998
339	Cotton Knit Shirts, WGI	3,954	3,446	2,987	2,707	8,781	9,253	8,778	9,810
340	Cotton Non-knit Shirts, MB	2,162	1,212	1,960	2,028	3,068	1,950	3,400	3,470
341	Cotton Non-knit Shirts, WGI	956	1,059	510	186	2,287	1,935	1,036	337
342	Cotton Skirts	251	754	315	417	405	1,365	713	916
345	Cotton Sweaters	325	256	142	123	191	139	335	333
347	Cotton Trousers, MB	760	1,584	1,422	2,718	2,086	3,071	3,141	7,196
348	Cotton Trousers, WGI	696	1,656	3,243	4,658	967	2,777	6,260	11,202
350	Cotton Dressing Gowns	0	0	69	0	1	0	62	0
351	Cotton Nightwear	0	110	677	7	0	114	528	5
352	Cotton Underwear	17	645	3,267	1,716	44	545	3,186	1,785
359	Other Cotton Apparel	0	35	127	201	1	32	205	245
360	Cotton Pillowcases	0	0	0	15	1	0	0	28
361	Cotton Sheets	1	67	0	99	3	54	0	59
362	Cotton Bedspreads & Quilts	0	3	0	.	1	2	0	.
363	Cotton Pile Towels	237	162	258	380	461	303	337	1,355
369	Other Cotton Manufactures	48	62	884	5,796	18	39	275	1,478
400	Wool Tops & Yarn	1	0	0	2	2	0	0	8
414	Other Wool Fabrics	3	3	1	1	23	16	4	6
433	Wool Suit-type Coats, MB	0	0	0	0	2	0	0	0
442	Wool Skirts	1	0	0	.	8	0	0	.
443	Wool Suits, MB	0	0	0	0	2	0	1	0
445	Wool Sweaters, MB	1	0	0	.	2	0	0	.
446	Wool Sweaters, WGI	0	0	4	0	0	0	31	0
447	Wool Trousers, MB	0	0	0	.	3	0	0	0
459	Other Wool Apparel	0	0	0	0	0	0	0	0
465	Wool Floor Coverings	10	13	26	35	371	519	483	509
469	Other Wool Manufactures	3	1	1	3	13	3	2	20
600	Textured Filament Yarns	0	1	760	0	0	0	321	0
604	Synthetic Staple Fiber Yarns	800	0	0	.	235	0	0	.
607	Other MMF Staple Yarns	3,549	416	3,635	0	1,533	183	1,635	0
613	MMF Sheeting	0	0	55	56	0	0	36	37

C-41

U.S. general imports from EGYPT by MFA categories, 1987-90

Category	Description	--1,000 equivalent square meters--				-----1,000 dollars-----			
		1987	1988	1989	1990	1987	1988	1989	1990
631	MMF Gloves	0	569	899	1,159	0	392	773	1,137
634	Other MMF Coats, MB	0	0	126	1,286	0	0	204	2,223
635	MMF Coats, WGI	4	0	81	1,812	7	2	192	4,520
636	MMF Dresses	3	0	0	.	3	0	0	.
638	MMF Knit Shirts, MB	0	0	1	0	0	0	1	0
639	MMF Knit Shirts, WGI	11	633	78	57	13	754	132	93
640	MMF Non-knit Shirts, MB	160	0	0	.	229	0	0	.
641	MMF Non-knit Shirts, WGI	48	0	0	.	181	0	0	.
642	MMF Skirts	6	0	14	0	11	3	54	0
644	MMF Suits, WGI	2	0	.	.	4	0	.	.
645	MMF Sweaters, MB	0	17	0	7	0	33	0	5
646	MMF Sweaters, WGI	0	1	58	0	0	2	126	0
647	MMF Trousers, MB	27	0	46	8	102	0	114	38
648	MMF Trousers, WGI	0	0	9	25	0	2	15	93
650	MMF Dressing Gowns	0	13	16	0	0	6	15	0
651	MMF Nightwear	0	0	48	0	0	0	45	0
652	MMF Underwear	24	28	0	.	8	7	0	.
659	Other MMF Apparel	4	7	17	64	5	1	23	63
665	MMF Floor Coverings	0	22	37	118	1	167	275	1,126
666	Other MMF Furnishings	0	0	0	.	1	0	0	.
670	MMF Flat Goods, etc.	0	0	0	.	0	1	0	.
800	SLR Yarn	0	0	0	0	0	0	1	0
810	SLR Fabric	.	.	0	0	.	.	1	0
836	SLR Dresses	0	0	0	0	0	0	1	0
840	SLR Non-knit Shirts	.	.	0	5	.	.	0	10
842	SLR Skirts	.	.	0	7	.	.	0	22
845	Sweaters, Oth Non-Cot Veg Fibers	0	110	0	.	0	263	0	.
847	SLR Trousers	.	.	0	223	.	.	0	674
859	Other SLR Apparel	0	0	9	11	0	2	13	15
863	SLR Towels	0	0	450	0	0	0	101	0
871	Handbags & Flatgoods, Silk & Veg	0	0	0	0	1	0	0	0
899	Other SLR Manufactures	0	0	1	0	1	0	0	0
<b>Total</b>		<b>149,934</b>	<b>61,750</b>	<b>88,929</b>	<b>84,327</b>	<b>80,257</b>	<b>49,825</b>	<b>71,288</b>	<b>92,235</b>

Source: Compiled from official statistics of the U.S. Department of Commerce.

Note.--A zero (0) indicates less than \$500 or 500 equivalent square meters. Because of rounding, figures may not add up to totals shown.

U.S. general imports from EL SALVADOR by MFA categories, 1987-90

Category	Description	1987	1988	1989	1990	1987	1988	1989	1990
		--1,000 equivalent square meters--				--1,000 dollars--			
200	Cot or MMF Yarns, Sewing Thread	0	25	70	18	0	27	84	21
201	Cot or MMF Specialty Yarns	5	0	0	.	2	0	0	.
218	Cot or MMF Different Color Yarns	8	0	0	.	6	0	0	.
220	Cot or MMF Special Weave Fabric	95	0	91	0	85	0	71	0
222	Cot or MMF Knit Fabric	0	0	147	1,440	0	0	49	437
224	Cot or MMF Pile & Tufted Fabric	.	.	0	1	.	.	0	6
226	Cot or MMF Cheesecloth & Batiste	0	0	220	192	0	0	182	90
229	Cot or MMF Special Purpose Fabri	0	0	103	78	0	0	55	17
237	Playsuits, Sunsuits, etc	237	355	429	510	789	1,282	1,474	1,781
239	Cot or MMF Apparel for Infants	0	0	21	16	1	1	101	116
300	Carded Cotton Yarn	23,606	20,935	18,218	20,928	7,318	6,749	5,329	6,715
301	Combed Cotton Yarn	2,719	2,892	4,682	3,482	946	1,039	1,781	1,341
313	Cotton Sheeting	0	836	105	71	0	1,234	71	62
314	Cotton Poplin & Broadcloth	371	377	620	175	355	377	645	185
315	Cotton Printcloth	214	0	0	193	198	0	0	169
317	Cotton Twills and Sateens	0	0	3	0	0	0	47	0
330	Cotton Handkerchiefs	0	0	0	.	0	0	0	.
332	Cotton Hosiery	0	0	0	2	0	1	0	4
333	Cotton Suit-type Coats, MB	19	3	0	.	27	9	0	.
334	Other Cotton Coats, MB	0	14	11	71	0	30	24	99
335	Cotton Coats, WGI	148	108	91	299	359	188	171	639
336	Cotton Dresses	1,055	1,285	1,314	1,558	2,455	3,101	3,080	3,567
338	Cotton Knit Shirts, MB	49	294	165	986	218	1,216	490	2,746
339	Cotton Knit Shirts, WGI	60	181	293	724	373	1,119	1,667	3,457
340	Cotton Non-knit Shirts, MB	402	180	328	918	516	181	568	1,756
341	Cotton Non-knit Shirts, WGI	159	194	65	247	625	671	198	950
342	Cotton Skirts	157	340	61	174	586	1,400	221	660
345	Cotton Sweaters	0	153	94	0	0	175	58	11
347	Cotton Trousers, MB	164	192	346	1,166	238	196	548	2,419
348	Cotton Trousers, WGI	193	420	909	2,607	580	1,188	2,105	6,687
349	Cotton Brassieres, etc.	1	0	3	0	6	0	22	1
350	Cotton Dressing Gowns	95	636	1,349	1,339	362	955	3,244	3,404
351	Cotton Nightwear	0	5	7	14	0	7	11	21
352	Cotton Underwear	7	7	2	16	4	5	3	29
359	Other Cotton Apparel	1,463	1,999	2,245	1,487	2,879	3,817	4,334	2,937
360	Cotton Pillowcases	3	0	0	0	4	1	1	0
361	Cotton Sheets	8	0	0	1	13	0	0	0
362	Cotton Bedspreads & Quilts	0	0	0	.	0	0	0	.
363	Cotton Pile Towels	1,638	1,770	1,587	1,708	4,041	4,702	4,724	5,537
369	Other Cotton Manufactures	2,109	1,515	556	519	1,272	1,344	924	729
414	Other Wool Fabrics	1	0	0	.	15	0	0	.
432	Wool Hosiery	0	0	0	.	0	0	0	.
436	Wool Dresses	0	0	8	1	0	0	31	3
442	Wool Skirts	0	105	0	.	0	630	0	.
445	Wool Sweaters, MB	.	.	0	0	.	.	0	19
446	Wool Sweaters, WGI	.	.	0	0	.	.	0	13
447	Wool Trousers, MB	.	.	0	1	.	.	0	8
448	Wool Trousers, WGI	0	24	0	.	0	187	0	.
459	Other Wool Apparel	0	0	0	0	0	0	9	0
469	Other Wool Manufactures	0	0	2	0	2	4	5	0
600	Textured Filament Yarns	0	105	237	375	0	118	286	477
604	Synthetic Staple Fiber Yarns	744	194	0	.	675	198	0	.
606	Non-textured Filament Yarns	3	0	0	.	0	0	0	.

C-43

U.S. general imports from EL SALVADOR by MFA categories, 1987-90

Category	Description	1987	1988	1989	1990	1987	1988	1989	1990
		--1,000 equivalent square meters--				-----1,000 dollars-----			
611	Woven Fabrics of Artificial Stap	11	3	0	.	15	4	0	.
613	MMF Sheeting	.	.	0	4	.	.	0	6
615	MMF Printcloth	.	.	0	0	.	.	0	0
619	Woven Polyester Filament Fabrics	1	0	0	14	1	0	0	20
620	Other Woven Filament Fabrics	0	3	0	15	0	11	0	13
629	Other MMF Fabric	0	0	19	0	0	0	2	0
630	MMF Handkerchiefs	1	0	0	.	3	0	0	.
631	MMF Gloves	1	0	1	1	5	0	7	7
632	MMF Hosiery	0	0	6	4	0	1	14	9
633	MMF Suit-type Coats, MB	0	0	1	0	0	3	1	0
634	Other MMF Coats, MB	69	434	143	28	90	593	163	50
635	MMF Coats, WGI	163	514	400	342	284	746	808	720
636	MMF Dresses	1,233	2,083	2,763	2,321	2,362	4,348	5,988	6,060
638	MMF Knit Shirts, MB	35	97	296	380	59	214	463	580
639	MMF Knit Shirts, WGI	116	110	194	619	358	318	735	1,461
640	MMF Non-knit Shirts, MB	13	15	72	167	34	40	139	377
641	MMF Non-knit Shirts, WGI	1,463	2,660	2,721	1,199	4,928	7,855	7,277	3,920
642	MMF Skirts	593	302	423	152	1,777	1,131	1,269	521
644	MMF Suits, WGI	1	0	0	0	0	0	8	0
645	MMF Sweaters, MB	.	.	0	1	.	.	0	1
647	MMF Trousers, MB	36	6	94	274	86	15	215	615
648	MMF Trousers, WGI	33	111	278	340	81	423	1,029	1,156
649	MMF Brassieres etc.	325	399	408	18	2,254	2,901	2,726	117
650	MMF Dressing Gowns	2	12	5	104	3	12	5	22
651	MMF Nightwear	1	0	23	6	1	0	23	2
652	MMF Underwear	249	283	782	6,922	511	400	1,100	3,466
659	Other MMF Apparel	180	230	2,119	2,966	218	324	2,101	3,909
669	Other MMF Manufactures	277	21	171	336	323	8	180	74
670	MMF Flat Goods, etc.	1	0	30	0	3	0	105	0
832	SLR Hosiery	0	0	0	.	0	0	0	.
838	SLR Knit Shirts	0	1	0	.	0	9	0	.
840	SLR Non-knit Shirts	2	10	4	4	9	46	12	13
842	SLR Skirts	0	1	0	.	0	5	0	.
847	SLR Trousers	0	1	0	1	0	3	0	6
852	SLR Underwear	0	0	0	.	1	0	0	.
859	Other SLR Apparel	.	.	0	20	.	.	0	34
899	Other SLR Manufactures	0	11	1	0	0	3	11	0
Total		40,540	42,452	45,339	57,557	38,357	51,561	56,990	70,274

Source: Compiled from official statistics of the U.S. Department of Commerce.

\*Note.--A zero (0) indicates less than \$500 or 500 equivalent square meters. Because of rounding, figures may not add up to totals shown.



U.S. general imports from FINLAND by MFA categories, 1987-90

Category	Description	1987	1988	1989	1990	1987	1988	1989	1990
		--1,000 equivalent square meters--				-----1,000 dollars-----			
200	Cot or MMF Yarns, Sewing Thread	12	142	106	4	43	252	235	13
201	Cot or MMF Specialty Yarns	13	5	1	0	24	10	7	0
218	Cot or MMF Different Color Yarns	36	3	11	1	68	8	7	5
219	Cot or MMF Duck Fabric	0	0	0	.	1	0	0	.
220	Cot or MMF Special Weave Fabric	148	40	21	6	374	155	75	19
222	Cot or MMF Knit Fabric	3	6	19	43	5	2	29	93
223	Cot or MMF Non-woven Fabric	565	4	101	0	182	10	59	1
224	Cot or MMF Pile & Tufted Fabric	0	3	0	0	0	17	1	0
225	Cot or MMF Denim	1	0	0	.	2	0	0	.
226	Cot or MMF Cheesecloth & Batiste	0	1	0	0	1	1	3	2
229	Cot or MMF Special Purpose Fabri	2,046	1,771	294	116	177	293	151	82
237	Playsuits, Sunsuits, etc	15	7	1	0	122	66	12	4
239	Cot or MMF Apparel for Infants	8	0	11	1	72	7	135	20
300	Carded Cotton Yarn	9	1	0	.	19	3	0	.
301	Combed Cotton Yarn	26	11	10	0	23	24	28	0
313	Cotton Sheeting	205	101	23	40	413	203	103	173
314	Cotton Poplin & Broadcloth	23	22	16	20	128	145	84	124
315	Cotton Printcloth	1	0	0	7	5	0	1	30
317	Cotton Twills and Sateens	49	13	0	.	288	81	0	.
326	Cotton Sateens	4	6	0	0	29	55	5	1
331	Cotton Gloves & Mittens	0	0	0	.	0	5	0	.
332	Cotton Hosiery	0	1	0	0	4	8	4	6
333	Cotton Suit-type Coats, MB	1	0	0	1	20	1	6	13
334	Other Cotton Coats, MB	16	3	10	4	262	38	165	112
335	Cotton Coats, WGI	44	21	23	19	349	345	446	511
336	Cotton Dresses	18	10	7	3	267	144	83	57
338	Cotton Knit Shirts, MB	1	1	1	5	49	22	13	29
339	Cotton Knit Shirts, WGI	10	8	3	1	172	157	64	55
340	Cotton Non-knit Shirts, MB	4	1	2	1	70	21	19	8
341	Cotton Non-knit Shirts, WGI	5	2	2	2	112	39	29	48
342	Cotton Skirts	5	3	4	3	100	86	65	87
345	Cotton Sweaters	4	3	1	2	76	59	15	37
347	Cotton Trousers, MB	2	4	4	3	41	20	42	43
348	Cotton Trousers, WGI	35	14	4	3	251	128	72	69
349	Cotton Brassieres, etc.	0	0	0	0	0	3	2	5
350	Cotton Dressing Gowns	0	0	1	0	0	0	5	0
351	Cotton Nightwear	2	1	1	0	15	6	7	1
352	Cotton Underwear	5	4	1	1	38	36	9	11
353	Cotton Down-filled Coats, MB	0	0	0	0	2	0	34	0
354	Cotton Down-filled Coats, WGI	0	0	0	0	2	0	11	29
359	Other Cotton Apparel	36	23	20	17	289	220	30	163
360	Cotton Pillowcases	2	6	0	3	6	36	1	10
361	Cotton Sheets	1	0	0	.	3	2	0	.
362	Cotton Bedspreads & Quilts	30	39	7	24	79	108	17	51
363	Cotton Pile Towels	0	0	0	0	1	1	1	3
369	Other Cotton Manufactures	135	115	150	273	232	239	200	336
400	Wool Tops & Yarn	11	3	1	1	71	18	6	8
410	Woolen & Worsted Fabric	0	0	0	1	0	0	1	6
414	Other Wool Fabrics	1	1	1	0	10	7	1	2
431	Wool Gloves and Mittens	0	0	0	0	1	0	7	0
432	Wool Hosiery	0	0	0	.	2	0	0	.
433	Wool Suit-type Coats, MB	2	1	0	0	32	40	5	0
434	Other Wool Coats, MB	0	0	0	0	1	1	12	0

C-45

U.S. general imports from FINLAND by MFA categories, 1987-90

Category	Description	1987 1988 1989 1990				1987 1988 1989 1990			
		--1,000 equivalent square meters--				-----1,000 dollars-----			
435	Wool Coats, WGI	4	4	17	7	105	107	403	171
436	Wool Dresses	7	2	3	1	155	56	69	28
438	Wool Knit Shirts	0	1	1	0	7	42	78	18
440	Wool Non-knit Shirts	0	0	1	0	4	4	15	1
442	Wool Skirts	2	2	3	1	54	95	96	54
443	Wool Suits, MB	5	4	0	0	97	83	2	1
444	Wool Suits, WGI	0	0	0	0	9	0	1	3
445	Wool Sweaters, MB	0	0	0	0	0	0	0	0
446	Wool Sweaters, WGI	2	2	1	1	129	102	36	68
447	Wool Trousers, MB	3	1	0	0	17	15	1	0
448	Wool Trousers, WGI	0	0	1	1	12	13	26	50
459	Other Wool Apparel	4	2	2	0	48	55	18	4
464	Wool Blankets	2	0	0	0	18	6	4	0
465	Wool Floor Coverings	4	1	2	3	159	40	97	94
469	Other Wool Manufactures	4	7	0	0	87	101	2	0
600	Textured Filament Yarns	.	.	0	0	.	.	0	0
603	Artificial Staple Fiber Yarns	.	.	0	1	.	.	0	0
604	Synthetic Staple Fiber Yarns	283	276	0	6	703	755	0	25
613	MMF Sheeting	0	0	0	0	0	0	0	0
614	MMF Poplin and Broadcloth	0	0	0	.	0	1	0	.
619	Woven Polyester Filament Fabrics	5	47	0	0	12	125	1	0
620	Other Woven Filament Fabrics	0	1	1	4	0	15	3	14
629	Other MMF Fabric	0	5	0	.	1	24	0	.
631	MMF Gloves	6	9	20	2	57	25	279	64
632	MMF Hosiery	0	0	0	0	0	1	0	0
633	MMF Suit-type Coats, MB	0	0	2	0	4	0	24	1
634	Other MMF Coats, MB	12	21	23	10	206	275	438	218
635	MMF Coats, WGI	15	8	21	26	179	139	480	711
636	MMF Dresses	0	0	1	1	1	2	7	21
638	MMF Knit Shirts, MB	0	0	2	0	0	2	6	0
639	MMF Knit Shirts, WGI	0	0	0	0	3	5	7	4
640	MMF Non-knit Shirts, MB	0	1	0	1	5	3	3	3
641	MMF Non-knit Shirts, WGI	0	0	3	7	10	3	91	198
642	MMF Skirts	0	1	2	4	5	8	48	112
643	MMF Suits, MB	0	0	0	1	1	2	0	22
644	MMF Suits, WGI	0	1	1	0	0	13	19	0
645	MMF Sweaters, MB	0	0	0	.	0	1	0	.
646	MMF Sweaters, WGI	0	0	0	.	1	0	0	.
647	MMF Trousers, MB	110	4	128	122	355	89	2,506	2,480
648	MMF Trousers, WGI	2	2	3	6	32	29	90	139
649	MMF Brassieres etc.	0	1	1	1	0	33	45	73
650	MMF Dressing Gowns	0	0	0	.	1	0	0	.
651	MMF Nightwear	0	0	0	.	0	0	0	.
652	MMF Underwear	0	1	3	2	0	13	44	28
653	MMF Down-filled Coats, MB	0	0	0	.	1	0	0	.
654	MMF Down-filled Coats, WGI	.	.	0	0	.	.	0	4
659	Other MMF Apparel	31	73	477	482	121	378	831	1,027
665	MMF Floor Coverings	0	0	0	0	2	4	0	0
666	Other MMF Furnishings	21	1	0	12	21	2	1	21
669	Other MMF Manufactures	5,690	1,836	147	26	227	79	198	24
670	MMF Flat Goods, etc.	3	1	11	3	12	9	49	17
800	SLR Yarn	2	2	2	2	4	5	5	9
810	SLR Fabric	0	0	1	0	2	2	6	0
831	SLR Gloves	0	0	0	0	0	0	19	0

C-46

U.S. general imports from FINLAND by MFA categories, 1987-90

Category	Description	1987	1988	1989	1990	1987	1988	1989	1990
		--1,000 equivalent square meters--				-----1,000 dollars-----			
833	SLR Suit-type Coats, MB	0	0	2	0	0	0	26	7
834	Other SLR Coats, MB	0	0	0	0	6	0	0	0
835	SLR Coats, WGI	1	0	1	1	18	11	14	22
836	SLR Dresses	1	1	0	1	15	17	10	8
838	SLR Knit Shirts	0	0	0	0	2	0	6	4
840	SLR Non-knit Shirts	0	0	0	1	7	8	3	13
842	SLR Skirts	0	0	0	0	9	8	10	9
844	SLR Suits, WGI	0	0	0	0	0	0	4	1
845	Sweaters, Oth Non-Cot Veg Fibers	0	0	0	0	0	0	3	0
847	SLR Trousers	0	0	2	0	15	2	29	12
852	SLR Underwear	0	0	0	.	2	1	0	.
858	SLR Neckties	0	0	0	0	0	0	0	6
859	Other SLR Apparel	2	0	1	1	14	0	7	9
870	SLR Handbags and Flatgoods	0	0	0	0	1	0	0	1
871	Handbags & Flatgoods, Silk & Veg	0	0	0	.	0	0	0	.
899	Other SLR Manufactures	0	2	0	0	0	3	0	2
<b>Total</b>		<b>9,756</b>	<b>4,722</b>	<b>1,749</b>	<b>1,343</b>	<b>7,491</b>	<b>5,936</b>	<b>8,464</b>	<b>8,069</b>

Source: Compiled from official statistics of the U.S. Department of Commerce.

Note.--A zero (0) indicates less than \$500 or 500 equivalent square meters. Because of rounding, figures may not add up to totals shown.

U.S. general imports from FRANCE by MFA categories, 1987-90

Category	Description	1987	1988	1989	1990	1987	1988	1989	1990
		--1,000 equivalent square meters--				-----1,000 dollars-----			
200	Cot or MMF Yarns, Sewing Thread	3,183	3,728	3,443	3,864	17,241	18,674	16,434	21,623
201	Cot or MMF Specialty Yarns	544	373	464	839	4,596	3,065	3,103	1,887
218	Cot or MMF Different Color Yarns	1,391	2,262	665	510	4,679	6,777	3,845	4,598
219	Cot or MMF Duck Fabric	466	6	2,052	2,685	1,122	30	5,021	6,818
220	Cot or MMF Special Weave Fabric	1,425	1,334	1,329	1,089	9,610	10,505	11,131	12,187
222	Cot or MMF Knit Fabric	2,943	2,030	2,046	2,859	5,685	4,702	4,386	4,934
223	Cot or MMF Non-woven Fabric	977	1,106	8,394	10,819	596	454	2,693	4,088
224	Cot or MMF Pile & Tufted Fabric	743	607	1,605	1,086	3,333	3,299	4,825	5,827
225	Cot or MMF Denim	4	74	1	1	25	202	11	18
226	Cot or MMF Cheesecloth & Batiste	906	321	117	330	918	462	514	765
227	Cot or MMF Oxford Cloth	11	51	2	4	20	82	17	41
229	Cot or MMF Special Purpose Fabri	11,175	10,567	9,263	9,330	17,177	19,287	18,214	21,794
237	Playsuits, Sunsuits, etc	239	174	51	48	1,765	1,547	424	467
239	Cot or MMF Apparel for Infants	40	62	1,405	482	366	513	5,827	4,896
300	Carded Cotton Yarn	395	37	52	592	210	61	64	364
301	Combed Cotton Yarn	409	666	893	543	1,003	2,424	2,002	1,640
313	Cotton Sheeting	13,350	1,617	2,446	931	12,977	3,770	7,271	4,940
314	Cotton Poplin & Broadcloth	443	1,021	1,395	443	1,949	2,673	4,917	3,129
315	Cotton Printcloth	432	517	403	532	1,824	2,026	1,600	1,815
317	Cotton Twills and Sateens	2,727	2,386	471	330	6,479	5,592	1,704	1,200
326	Cotton Sateens	586	743	378	269	1,001	1,128	1,245	1,096
330	Cotton Handkerchiefs	1	8	8	5	40	47	123	180
331	Cotton Gloves & Mittens	19	73	26	33	31	70	52	71
332	Cotton Hosiery	61	44	44	44	489	519	536	474
333	Cotton Suit-type Coats, MB	26	20	27	30	464	316	339	455
334	Other Cotton Coats, MB	119	120	53	30	973	769	699	581
335	Cotton Coats, WGI	664	436	346	290	6,981	5,731	5,769	6,757
336	Cotton Dresses	452	370	225	615	4,765	4,395	2,990	3,965
338	Cotton Knit Shirts, MB	60	35	57	955	1,158	949	1,113	2,926
339	Cotton Knit Shirts, WGI	340	1,126	335	130	8,556	7,101	4,787	4,149
340	Cotton Non-knit Shirts, MB	334	269	227	136	2,648	2,925	2,799	2,615
341	Cotton Non-knit Shirts, WGI	557	289	145	152	6,771	4,268	3,269	3,550
342	Cotton Skirts	377	276	168	122	5,745	4,258	3,397	3,328
345	Cotton Sweaters	410	295	163	129	3,242	2,270	1,682	1,277
347	Cotton Trousers, MB	218	180	168	98	2,131	1,796	1,447	1,515
348	Cotton Trousers, WGI	1,016	749	444	555	9,039	6,791	6,205	7,577
349	Cotton Brassieres, etc.	3	4	11	13	84	153	246	324
350	Cotton Dressing Gowns	80	112	98	37	514	684	649	409
351	Cotton Nightwear	150	109	47	16	211	220	99	97
352	Cotton Underwear	156	694	1,976	1,314	555	1,497	3,143	2,434
353	Cotton Down-filled Coats, MB	2	3	4	0	80	84	194	14
354	Cotton Down-filled Coats, WGI	7	4	7	1	153	100	363	65
359	Other Cotton Apparel	468	282	115	150	3,227	2,617	1,315	1,496
360	Cotton Pillowcases	98	161	240	191	744	1,185	1,833	1,474
361	Cotton Sheets	525	535	864	1,098	1,504	1,735	3,103	3,720
362	Cotton Bedspreads & Quilts	91	90	178	220	513	534	901	1,005
363	Cotton Pile Towels	147	64	36	101	1,079	707	650	991
369	Other Cotton Manufactures	1,154	1,620	1,990	3,706	2,363	3,387	4,546	5,871
400	Wool Tops & Yarn	1,016	2,353	543	567	5,541	10,510	3,659	3,169
410	Woolen & Worsted Fabric	319	386	458	377	2,696	4,356	3,908	3,819
414	Other Wool Fabrics	69	61	50	60	1,203	1,217	1,130	1,270
431	Wool Gloves and Mittens	1	0	0	0	25	26	20	18
432	Wool Hosiery	14	17	10	6	242	416	211	160

U.S. general imports from FRANCE by MFA categories, 1987-90

Category	Description	1987	1988	1989	1990	1987	1988	1989	1990
		--1,000 equivalent square meters--				--1,000 dollars--			
433	Wool Suit-type Coats, MB	387	273	71	74	10,906	10,590	1,801	2,802
434	Other Wool Coats, MB	123	46	13	42	587	465	327	421
435	Wool Coats, WGI	592	486	459	418	10,945	13,150	12,784	15,398
436	Wool Dresses	201	147	134	125	4,495	3,953	4,546	5,377
438	Wool Knit Shirts	12	13	13	15	523	418	488	730
439	Wool Baby Garments	0	0	9	7	0	0	98	88
440	Wool Non-knit Shirts	18	18	15	17	638	713	524	564
442	Wool Skirts	190	187	135	107	8,570	9,104	5,155	5,064
443	Wool Suits, MB	199	72	433	338	3,566	2,303	12,091	11,831
444	Wool Suits, WGI	49	34	82	114	1,696	2,262	8,764	12,363
445	Wool Sweaters, MB	24	18	17	12	922	617	672	453
446	Wool Sweaters, WGI	122	113	102	67	4,679	5,237	3,977	2,567
447	Wool Trousers, MB	255	177	77	24	9,382	9,282	1,077	735
448	Wool Trousers, WGI	120	167	154	129	3,922	4,998	6,355	5,963
459	Other Wool Apparel	134	115	83	84	2,535	3,399	2,461	2,476
464	Wool Blankets	15	27	20	16	211	300	268	154
465	Wool Floor Coverings	46	39	41	48	2,503	2,470	2,381	2,292
469	Other Wool Manufactures	17	13	1	4	469	218	76	89
600	Textured Filament Yarns	17,309	18,242	10,930	19,083	8,157	8,172	4,867	8,122
603	Artificial Staple Fiber Yarns	8	2	4	0	21	7	5	1
604	Synthetic Staple Fiber Yarns	1,377	1,219	1,746	1,047	1,980	1,648	2,109	1,657
606	Non-textured Filament Yarns	1,733	2,318	1,756	2,100	1,054	1,128	1,089	1,129
607	Other MMF Staple Yarns	461	294	589	92	1,144	1,116	1,062	191
611	Woven Fabrics of Artificial Stap	854	1,109	647	1,817	3,877	5,665	3,250	6,977
613	MMF Sheeting	18	18	418	802	68	89	1,403	2,145
614	MMF Poplin and Broadcloth	17	9	25	43	122	100	273	315
615	MMF Printcloth	21	30	91	69	56	116	135	99
617	MMF Twills and Sateens	54	25	47	22	94	177	185	131
618	Woven Fabrics of C-F MMF Yarns	148	143	178	159	854	1,021	1,507	1,640
619	Woven Polyester Filament Fabrics	3,996	3,205	4,547	2,960	4,206	3,494	5,092	4,834
620	Other Woven Filament Fabrics	1,336	1,237	774	852	3,142	2,078	2,802	2,310
621	Impression Fabric	440	69	257	732	780	306	451	1,053
622	Glass Fiber Fabrics	3,516	2,851	5,569	4,223	3,979	3,777	5,580	6,455
624	MMF Fabric Mixed with Wool	99	32	47	21	282	177	289	143
625	MMF Poplin & Broadcloth	96	40	56	112	466	164	280	512
626	MMF Printcloth	406	37	107	8	473	156	457	32
627	MMF Sheeting	33	60	161	53	500	849	506	455
628	MMF Twills & Sateens	17	30	7	12	60	141	69	90
629	Other MMF Fabric	3,878	1,537	271	429	7,381	4,427	1,762	2,415
630	MMF Handkerchiefs	0	0	0	5	93	11	56	10
631	MMF Gloves	1	2	5	6	15	28	58	65
632	MMF Hosiery	253	206	95	26	872	864	536	308
633	MMF Suit-type Coats, MB	10	17	9	5	193	184	177	109
634	Other MMF Coats, MB	81	44	54	258	757	725	797	1,366
635	MMF Coats, WGI	364	312	357	369	5,677	5,898	6,201	8,487
636	MMF Dresses	328	282	210	258	5,738	5,285	4,988	6,003
638	MMF Knit Shirts, MB	28	13	18	6	143	79	135	122
639	MMF Knit Shirts, WGI	55	39	50	30	741	509	635	713
640	MMF Non-knit Shirts, MB	30	30	53	48	252	414	852	730
641	MMF Non-knit Shirts, WGI	115	109	121	124	2,655	2,645	3,567	3,917
642	MMF Skirts	165	151	178	140	4,638	3,969	3,724	3,953
643	MMF Suits, MB	27	21	5	6	471	409	128	168
644	MMF Suits, WGI	67	64	43	32	1,345	1,166	2,067	2,437
645	MMF Sweaters, MB	25	35	12	6	173	220	113	48

C-49

## U.S. general imports from FRANCE by MFA categories, 1987-90

Category	Description	1987	1988	1989	1990	1987	1988	1989	1990
		--1,000 equivalent square meters--				-----1,000 dollars-----			
646	MMF Sweaters, WGI	288	82	73	35	1,278	658	564	508
647	MMF Trousers, MB	32	92	25	55	423	619	494	588
648	MMF Trousers, WGI	179	93	151	146	2,115	1,960	2,740	3,445
649	MMF Brassieres etc.	130	66	105	75	2,509	1,441	2,213	2,305
650	MMF Dressing Gowns	6	19	97	72	97	103	224	233
651	MMF Nightwear	15	2	4	7	37	18	16	46
652	MMF Underwear	98	131	84	141	465	812	450	863
653	MMF Down-filled Coats, MB	7	8	2	1	220	215	70	36
654	MMF Down-filled Coats, WGI	3	2	4	1	80	50	107	43
659	Other MMF Apparel	975	774	965	1,121	3,486	3,215	3,572	4,493
665	MMF Floor Coverings	32	10	23	22	222	97	179	174
666	Other MMF Furnishings	2,785	1,478	749	714	4,982	3,878	1,761	1,902
669	Other MMF Manufactures	1,416	1,146	1,386	1,698	1,292	894	1,274	1,611
670	MMF Flat Goods, etc.	164	1,100	1,665	1,448	2,512	4,607	5,869	5,400
800	SLR Yarn	39	148	137	200	81	192	256	346
810	SLR Fabric	331	215	377	652	3,462	3,076	3,291	5,208
831	SLR Gloves	0	1	1	1	1	5	35	23
832	SLR Hosiery	12	1	0	0	104	15	3	0
833	SLR Suit-type Coats, MB	27	12	4	10	555	177	150	340
834	Other SLR Coats, MB	3	4	1	2	74	74	21	60
835	SLR Coats, WGI	77	74	57	71	1,320	1,519	1,365	2,357
836	SLR Dresses	72	53	34	27	2,158	1,930	843	1,010
838	SLR Knit Shirts	1	1	2	1	58	57	55	69
839	SLR Baby Garments	0	0	1	1	0	0	7	11
840	SLR Non-knit Shirts	45	102	26	22	1,752	1,424	867	900
842	SLR Skirts	56	23	19	18	1,284	824	586	725
843	SLR Suits, MB	26	3	1	2	480	110	52	122
844	SLR Suits, WGI	71	31	24	49	1,916	1,243	1,236	1,759
845	Sweaters, Oth Non-Cot Veg Fibers	4	2	2	0	74	48	29	6
846	Sweaters, Silk Blends	5	2	1	1	79	56	17	9
847	SLR Trousers	68	44	46	44	1,619	983	1,587	1,688
850	SLR Robes	2	1	0	1	64	40	1	13
851	SLR Nightwear	2	1	0	0	45	20	1	2
852	SLR Underwear	3	2	0	0	30	17	15	12
858	SLR Neckties	9	7	4	5	308	150	116	242
859	Other SLR Apparel	87	84	112	291	1,658	716	663	783
863	SLR Towels	0	0	0	4	6	3	2	35
870	SLR Handbags and Flatgoods	4	1	12	9	40	27	116	106
871	Handbags & Flatgoods, Silk & Veg	40	8	5	11	496	274	80	475
899	Other SLR Manufactures	67	3,100	118	200	409	568	785	726
Total		98,395	85,172	83,548	93,519	333,135	317,716	309,192	347,069

Source: Compiled from official statistics of the U.S. Department of Commerce.

Note.--A zero (0) indicates less than \$500 or 500 equivalent square meters. Because of rounding, figures may not add up to totals shown.

U.S. general imports from GREECE by MFA categories, 1987-90

Category	Description	1987 1988 1989 1990				1987 1988 1989 1990			
		--1,000 equivalent square meters--				-----1,000 dollars-----			
200	Cot or MMF Yarns, Sewing Thread	0	1	107	56	1	5	227	116
201	Cot or MMF Specialty Yarns	5	0	0	0	5	0	0	1
218	Cot or MMF Different Color Yarns	1,416	119	2	0	2,727	135	3	1
219	Cot or MMF Duck Fabric	0	0	1	0	0	0	4	0
220	Cot or MMF Special Weave Fabric	44	4	0	3	95	17	2	8
222	Cot or MMF Knit Fabric	0	0	7	88	0	1	8	35
224	Cot or MMF Pile & Tufted Fabric	0	0	0	.	0	0	0	.
225	Cot or MMF Denim	260	533	0	.	621	677	0	.
226	Cot or MMF Cheesecloth & Batiste	.	.	0	1	.	.	0	2
229	Cot or MMF Special Purpose Fabri	591	190	414	689	484	144	123	263
237	Playsuits, Sunsuits, etc	33	101	9	35	99	252	26	133
239	Cot or MMF Apparel for Infants	10	28	345	188	36	135	1,498	872
300	Carded Cotton Yarn	0	12	162	0	0	25	47	0
301	Combed Cotton Yarn	0	96	1,697	49	1	69	1,002	30
313	Cotton Sheeting	0	16	0	1	2	12	0	1
314	Cotton Poplin & Broadcloth	0	0	1	0	1	0	2	0
315	Cotton Printcloth	0	0	0	0	0	0	1	1
317	Cotton Twills and Sateens	45	0	0	46	89	0	0	24
330	Cotton Handkerchiefs	0	0	0	0	0	0	1	0
331	Cotton Gloves & Mittens	.	.	0	0	.	.	0	0
332	Cotton Hosiery	16	1	3	2	10	1	13	10
333	Cotton Suit-type Coats, MB	0	5	0	3	0	23	5	30
334	Other Cotton Coats, MB	4	1	0	0	35	8	2	15
335	Cotton Coats, WGI	202	286	129	207	759	808	346	507
336	Cotton Dresses	2,240	1,664	1,927	1,853	3,770	3,021	3,829	3,321
338	Cotton Knit Shirts, MB	156	70	248	378	916	702	1,663	2,427
339	Cotton Knit Shirts, WGI	3,024	5,940	8,346	10,378	14,017	27,504	42,501	62,504
340	Cotton Non-knit Shirts, MB	8	8	23	7	44	61	95	58
341	Cotton Non-knit Shirts, WGI	283	388	88	83	1,089	1,722	438	466
342	Cotton Skirts	608	719	248	315	2,555	3,090	1,015	1,218
345	Cotton Sweaters	492	506	1,253	294	914	1,006	1,271	562
347	Cotton Trousers, MB	27	16	1	5	101	63	12	79
348	Cotton Trousers, WGI	445	759	1,229	2,344	2,336	3,008	4,653	7,236
349	Cotton Brassieres, etc.	0	0	0	0	0	0	11	1
350	Cotton Dressing Gowns	84	136	350	1,364	435	655	1,640	3,949
351	Cotton Nightwear	10	245	0	320	15	444	1	610
352	Cotton Underwear	21	7	48	41	53	22	84	98
359	Other Cotton Apparel	144	121	213	116	346	424	478	321
361	Cotton Sheets	0	0	2	0	0	0	2	0
363	Cotton Pile Towels	0	0	0	1	1	0	6	3
369	Other Cotton Manufactures	13	24	31	32	31	37	48	40
400	Wool Tops & Yarn	1,587	492	200	11	1,953	763	359	41
410	Woolen & Worsted Fabric	0	2	29	2	1	18	199	13
414	Other Wool Fabrics	1	0	0	.	8	4	0	.
432	Wool Hosiery	0	0	0	0	2	0	1	0
433	Wool Suit-type Coats, MB	0	1	1	22	1	52	23	565
434	Other Wool Coats, MB	0	0	0	0	0	3	1	4
435	Wool Coats, WGI	75	712	91	8	396	3,531	582	63
436	Wool Dresses	1	0	1	2	8	5	11	15
438	Wool Knit Shirts	0	1	1	0	4	5	11	5
439	Wool Baby Garments	.	.	0	0	.	.	1	0
440	Wool Non-knit Shirts	0	0	0	2	1	3	0	10
442	Wool Skirts	3	135	4	3	38	1,197	41	36

C-51

U.S. general imports from GREECE by MFA categories, 1987-90

Category	Description	1987	1988	1989	1990	1987	1988	1989	1990
		--1,000 equivalent square meters--				-----1,000 dollars-----			
443	Wool Suits, MB	0	0	0	35	10	9	7	905
444	Wool Suits, WGI	0	0	0	0	2	2	4	1
445	Wool Sweaters, MB	8	17	1	2	91	175	27	22
446	Wool Sweaters, WGI	38	22	25	18	384	386	416	334
447	Wool Trousers, MB	0	0	0	1	4	24	6	15
448	Wool Trousers, WGI	104	158	1	2	919	1,576	15	20
459	Other Wool Apparel	45	38	48	50	212	205	276	268
464	Wool Blankets	1	3	9	26	6	16	57	173
465	Wool Floor Coverings	317	151	220	162	3,585	2,389	1,531	1,505
469	Other Wool Manufactures	11	0	1	0	16	2	13	1
604	Synthetic Staple Fiber Yarns	6,245	2,085	2,552	244	3,504	1,172	1,340	132
606	Non-textured Filament Yarns	34	80	498	79	15	61	136	46
607	Other MMF Staple Yarns	1	0	0	0	4	2	2	0
611	Woven Fabrics of Artificial Stap	.	.	0	0	.	.	0	1
615	MMF Printcloth	0	0	0	0	0	0	1	0
618	Woven Fabrics of C-F MMF Yarns	0	0	0	0	0	0	0	0
619	Woven Polyester Filament Fabrics	0	0	0	0	0	0	0	0
620	Other Woven Filament Fabrics	0	0	0	0	1	0	0	0
629	Other MMF Fabric	17	0	0	.	12	0	0	.
630	MMF Handkerchiefs	0	0	0	.	0	0	0	.
631	MMF Gloves	0	0	0	0	0	0	1	0
632	MMF Hosiery	0	0	2	0	0	0	2	0
633	MMF Suit-type Coats, MB	0	0	1	1	0	2	9	28
634	Other MMF Coats, MB	1	1	2	0	12	10	9	4
635	MMF Coats, WGI	63	228	75	10	467	1,421	530	76
636	MMF Dresses	14	10	14	15	58	33	66	26
638	MMF Knit Shirts, MB	1	0	0	.	6	0	0	.
639	MMF Knit Shirts, WGI	10	4	16	49	73	27	82	134
640	MMF Non-knit Shirts, MB	0	0	3	4	0	3	33	63
641	MMF Non-knit Shirts, WGI	59	75	26	9	346	494	232	61
642	MMF Skirts	65	201	26	2	517	1,418	246	23
643	MMF Suits, MB	0	0	0	5	0	0	2	130
644	MMF Suits, WGI	0	0	0	1	1	0	5	18
645	MMF Sweaters, MB	409	1	0	.	1,006	10	0	.
646	MMF Sweaters, WGI	43	19	8	2	158	118	20	7
647	MMF Trousers, MB	0	0	0	1	5	8	8	27
648	MMF Trousers, WGI	28	99	34	17	236	836	352	65
649	MMF Brassieres etc.	0	0	0	.	1	0	0	.
650	MMF Dressing Gowns	0	0	0	.	1	0	0	.
651	MMF Nightwear	0	0	0	8	0	0	0	7
652	MMF Underwear	0	0	1	5	0	1	2	6
659	Other MMF Apparel	107	43	17	57	247	57	53	106
665	MMF Floor Coverings	1	3	13	5	7	33	105	52
666	Other MMF Furnishings	6,987	2,927	3,189	4,345	2,836	1,441	1,646	1,919
669	Other MMF Manufactures	440	691	162	141	370	721	284	113
670	MMF Flat Goods, etc.	2	2	0	0	4	5	0	11
810	SLR Fabric	.	.	0	0	.	.	0	0
833	SLR Suit-type Coats, MB	0	0	5	3	0	4	26	95
834	Other SLR Coats, MB	.	.	0	0	.	.	0	0
835	SLR Coats, WGI	3	165	2	1	20	935	13	6
836	SLR Dresses	0	0	1	0	10	2	8	5
838	SLR Knit Shirts	.	.	0	0	.	.	0	5
840	SLR Non-knit Shirts	0	149	3	3	1	996	60	85
842	SLR Skirts	0	196	5	1	1	1,009	31	14

C-52



U.S. general imports from GREECE by MFA categories, 1987-90

Category	Description	1987	1988	1989	1990	:	1987	1988	1989	1990
		--1,000 equivalent square meters--				:	-----1,000 dollars-----			
843	SLR Suits, MB	0	0	0	1	:	3	0	0	35
844	SLR Suits, WGI	0	0	0	.	:	7	0	0	.
847	SLR Trousers	0	157	4	0	:	5	946	33	12
852	SLR Underwear	0	0	0	.	:	0	0	0	.
858	SLR Neckties	.	.	0	0	:	.	.	0	1
859	Other SLR Apparel	19	84	35	15	:	31	113	56	22
871	Handbags & Flatgoods, Silk & Veg	1	2	0	0	:	3	4	0	1
899	Other SLR Manufactures	0	0	43	3	:	0	0	53	6
<b>Total</b>		<b>26,927</b>	<b>20,955</b>	<b>24,257</b>	<b>24,273</b>	<b>:</b>	<b>49,199</b>	<b>66,316</b>	<b>70,082</b>	<b>92,287</b>

Source: Compiled from official statistics of the U.S. Department of Commerce.

Note.--A zero (0) indicates less than \$500 or 500 equivalent square meters. Because of rounding, figures may not add up to totals shown.

U.S. general imports from GUATEMALA by MFA categories, 1987-90

Category	Description	1987	1988	1989	1990	1987	1988	1989	1990
		--1,000 equivalent square meters--				--1,000 dollars--			
200	Cot or MMF Yarns, Sewing Thread	0	17	0	.	0	74	0	.
218	Cot or MMF Different Color Yarns	1,307	1,048	883	659	1,379	1,079	1,115	956
219	Cot or MMF Duck Fabric	0	0	26	28	0	0	46	63
220	Cot or MMF Special Weave Fabric	374	219	443	422	350	279	481	529
222	Cot or MMF Knit Fabric	2,016	1,880	2,484	9,211	1,031	888	844	2,293
224	Cot or MMF Pile & Tufted Fabric	826	711	471	294	2,028	1,699	1,166	748
225	Cot or MMF Denim	2	2	0	.	7	2	0	.
226	Cot or MMF Cheesecloth & Batiste	28	28	187	70	35	19	197	90
227	Cot or MMF Oxford Cloth	119	5	7	4	135	6	8	5
229	Cot or MMF Special Purpose Fabri	6	13	54	44	10	22	44	30
237	Playsuits, Sun suits, etc	164	213	459	525	395	653	1,149	1,377
239	Cot or MMF Apparel for Infants	10	21	236	869	29	45	654	1,867
300	Carded Cotton Yarn	7,555	3,975	15,129	14,405	2,388	1,215	4,508	4,566
301	Combed Cotton Yarn	0	4	154	0	0	13	48	0
313	Cotton Sheeting	485	280	1,104	790	538	358	1,381	1,100
314	Cotton Poplin & Broadcloth	112	192	45	162	138	184	61	198
315	Cotton Printcloth	60	2	0	0	63	3	0	1
317	Cotton Twills and Sateens	99	95	105	151	177	232	159	256
326	Cotton Sateens	2	8	3	0	3	21	4	0
330	Cotton Handkerchiefs	0	0	0	0	0	0	0	0
331	Cotton Gloves & Mittens	770	1,055	796	1,599	978	1,174	1,195	2,801
332	Cotton Hosiery	0	0	0	1	0	0	0	3
333	Cotton Suit-type Coats, MB	27	28	53	19	47	85	158	40
334	Other Cotton Coats, MB	27	82	10	1,113	34	161	27	2,894
335	Cotton Coats, WGI	247	450	586	493	339	834	1,380	1,227
336	Cotton Dresses	776	1,708	2,307	2,997	1,320	2,897	3,983	5,995
338	Cotton Knit Shirts, MB	292	510	1,102	2,339	1,727	2,249	4,497	10,430
339	Cotton Knit Shirts, WGI	236	751	1,049	3,313	1,589	3,540	4,824	14,445
340	Cotton Non-knit Shirts, MB	1,467	2,482	4,767	8,308	2,595	5,451	11,729	18,626
341	Cotton Non-knit Shirts, WGI	887	1,437	1,023	1,179	2,469	4,828	3,140	4,333
342	Cotton Skirts	752	1,486	1,074	1,321	2,447	4,670	3,707	4,312
345	Cotton Sweaters	102	12	40	47	146	37	94	124
347	Cotton Trousers, MB	1,678	4,826	8,663	6,849	5,312	11,365	23,155	22,719
348	Cotton Trousers, WGI	2,360	5,196	10,208	9,519	6,052	14,570	28,637	35,143
349	Cotton Brassieres, etc.	0	5	19	0	0	11	50	0
350	Cotton Dressing Gowns	264	706	649	903	604	1,251	914	2,647
351	Cotton Nightwear	301	141	304	45	303	157	202	57
352	Cotton Underwear	1	1,067	649	117	1	671	626	61
354	Cotton Down-filled Coats, WGI	.	.	0	3	.	.	0	2
359	Other Cotton Apparel	1,792	2,303	3,676	2,870	2,928	4,156	6,140	5,462
360	Cotton Pillowcases	2	0	0	0	9	0	0	1
361	Cotton Sheets	0	0	2	8	0	0	2	6
362	Cotton Bedspreads & Quilts	1	1	6	3	2	3	12	7
363	Cotton Pile Towels	170	209	180	189	1,141	1,376	865	1,703
369	Other Cotton Manufactures	490	2,320	2,358	2,110	452	1,526	1,702	1,991
400	Wool Tops & Yarn	0	0	0	.	0	1	0	.
410	Woolen & Worsted Fabric	0	0	0	0	2	1	0	2
414	Other Wool Fabrics	0	0	0	0	1	0	0	1
431	Wool Gloves and Mittens	.	.	0	0	.	.	0	0
432	Wool Hosiery	0	0	0	.	0	0	0	.
433	Wool Suit-type Coats, MB	.	.	0	0	.	.	1	5
434	Other Wool Coats, MB	0	1	0	0	0	1	0	1
435	Wool Coats, WGI	14	49	166	648	26	263	935	4,408

C-54

U.S. general imports from GUATEMALA by MFA categories, 1987-90

Category	Description	1987	1988	1989	1990	1987	1988	1989	1990
		--1,000 equivalent square meters--				--1,000 dollars--			
436	Wool Dresses	0	0	7	2	0	0	15	1
438	Wool Knit Shirts	.	.	0	2	.	.	1	3
442	Wool Skirts	30	3	27	70	150	35	138	720
443	Wool Suits, MB	.	.	0	0	.	.	0	1
444	Wool Suits, WGI	0	127	162	94	0	921	2,474	946
445	Wool Sweaters, MB	0	0	0	0	1	0	0	0
446	Wool Sweaters, WGI	0	0	0	0	0	3	1	2
447	Wool Trousers, MB	0	0	10	1	0	0	161	3
448	Wool Trousers, WGI	6	0	2	75	16	0	37	709
459	Other Wool Apparel	1	1	1	6	2	18	4	30
464	Wool Blankets	3	1	3	4	14	2	18	21
465	Wool Floor Coverings	0	0	1	1	5	7	6	8
469	Other Wool Manufactures	0	5	4	0	1	24	5	1
606	Non-textured Filament Yarns	7	0	0	.	1	0	0	.
607	Other MMF Staple Yarns	0	0	4	0	0	0	2	0
611	Woven Fabrics of Artificial Stap	0	5	14	0	0	7	19	0
613	MMF Sheeting	0	28	103	22	0	32	105	42
614	MMF Poplin and Broadcloth	48	61	0	1	59	76	0	2
615	MMF Printcloth	0	0	1	0	0	0	2	0
617	MMF Twills and Sateens	0	534	415	6	0	781	494	8
618	Woven Fabrics of C-F MMF Yarns	.	.	0	16	.	.	0	26
619	Woven Polyester Filament Fabrics	0	0	17	94	0	0	16	52
620	Other Woven Filament Fabrics	0	18	23	0	0	14	39	1
627	MMF Sheeting	0	67	0	1	0	69	0	1
628	MMF Twills & Sateens	0	0	1	6	0	0	3	11
629	Other MMF Fabric	0	0	144	6	1	0	216	9
632	MMF Hosiery	0	0	1	2	0	0	1	4
633	MMF Suit-type Coats, MB	0	3	15	68	0	8	31	66
634	Other MMF Coats, MB	0	12	112	211	0	12	243	572
635	MMF Coats, WGI	192	470	1,004	1,655	467	1,588	3,509	6,888
636	MMF Dresses	219	600	1,668	2,657	417	1,143	3,339	5,507
638	MMF Knit Shirts, MB	35	660	327	729	46	1,435	750	1,659
639	MMF Knit Shirts, WGI	210	318	271	659	447	693	969	1,723
640	MMF Non-knit Shirts, MB	0	171	186	940	0	351	438	2,151
641	MMF Non-knit Shirts, WGI	531	656	876	1,326	2,384	3,579	4,251	5,706
642	MMF Skirts	413	467	794	880	1,959	1,933	3,417	4,406
643	MMF Suits, MB	10	0	0	.	50	0	0	.
644	MMF Suits, WGI	0	150	469	783	0	877	4,063	5,008
645	MMF Sweaters, MB	3	4	0	20	3	1	0	18
646	MMF Sweaters, WGI	17	253	142	215	5	96	70	276
647	MMF Trousers, MB	270	237	277	908	1,097	703	951	2,139
648	MMF Trousers, WGI	504	649	595	2,684	1,798	2,327	1,739	7,458
649	MMF Brassieres etc.	38	70	55	24	309	400	381	324
650	MMF Dressing Gowns	253	345	413	91	307	603	566	143
651	MMF Nightwear	501	499	345	73	452	390	217	88
652	MMF Underwear	157	1,213	2,533	1,936	220	573	1,590	908
659	Other MMF Apparel	116	400	978	2,458	149	471	1,339	3,842
665	MMF Floor Coverings	0	0	0	.	0	2	0	.
666	Other MMF Furnishings	12	11	47	4	31	2	21	2
669	Other MMF Manufactures	423	2,737	2,122	1,577	75	435	309	271
670	MMF Flat Goods, etc.	5	0	0	4	1	0	1	17
810	SLR Fabric	0	0	4	0	0	0	8	0
831	SLR Gloves	0	0	238	0	0	0	386	0
832	SLR Hosiery	.	.	0	0	.	.	0	0

C-55

U.S. general imports from GUATEMALA by MFA categories, 1987-90

Category	Description	--1,000 equivalent square meters--				-----1,000 dollars-----			
		1987	1988	1989	1990	1987	1988	1989	1990
833	SLR Suit-type Coats, MB	.	.	0	11	.	.	0	22
835	SLR Coats, WGI	0	9	6	12	0	6	43	80
836	SLR Dresses	.	.	0	1	.	.	0	2
840	SLR Non-knit Shirts	0	20	4	0	0	72	8	1
842	SLR Skirts	8	12	76	3	25	53	324	15
843	SLR Suits, MB	.	.	0	0	.	.	0	1
844	SLR Suits, WGI	.	.	0	2	.	.	0	13
845	Sweaters, Oth Non-Cot Veg Fibers	.	.	0	0	.	.	0	1
846	Sweaters, Silk Blends	0	0	15	0	0	0	16	0
847	SLR Trousers	0	26	100	29	0	110	450	138
850	SLR Robes	0	1	0	.	0	2	0	.
859	Other SLR Apparel	1	17	32	64	2	18	38	74
870	SLR Handbags and Flatgoods	0	0	0	0	0	1	1	2
871	Handbags & Flatgoods, Silk & Veg	0	2	0	2	3	15	2	11
899	Other SLR Manufactures	8	9	1	1	19	14	2	1
<b>Total</b>		<b>29,845</b>	<b>46,405</b>	<b>76,122</b>	<b>94,061</b>	<b>49,746</b>	<b>87,972</b>	<b>143,068</b>	<b>205,653</b>

Source: Compiled from official statistics of the U.S. Department of Commerce.

Note.--A zero (0) indicates less than \$500 or 500 equivalent square meters. Because of rounding, figures may not add up to totals shown.

U.S. general imports from HAITI by MFA categories, 1987-90

Category	Description	1987	1988	1989	1990	1987	1988	1989	1990
		--1,000 equivalent square meters--				-----1,000 dollars-----			
201	Cot or MMF Specialty Yarns	1	0	0	.	3	1	0	.
218	Cot or MMF Different Color Yarns	0	0	1	0	0	0	1	0
219	Cot or MMF Duck Fabric	0	0	0	0	0	0	3	0
220	Cot or MMF Special Weave Fabric	0	4	0	.	1	10	0	.
223	Cot or MMF Non-woven Fabric	0	0	2,285	1,346	0	0	124	78
229	Cot or MMF Special Purpose Fabri	477	423	417	458	1,730	1,547	1,777	1,819
237	Playsuits, Sun suits, etc	1,669	656	678	1,516	1,310	878	568	1,063
239	Cot or MMF Apparel for Infants	503	511	1,244	2,055	1,340	1,415	3,317	5,420
331	Cotton Gloves & Mittens	1,297	1,099	527	487	525	481	339	1,021
333	Cotton Suit-type Coats, MB	0	2	0	.	0	6	0	.
334	Other Cotton Coats, MB	871	401	9	0	2,647	1,237	33	0
335	Cotton Coats, WGI	150	220	83	83	272	487	187	97
336	Cotton Dresses	1,332	1,919	814	664	1,040	1,989	768	585
338	Cotton Knit Shirts, MB	2,218	2,398	655	1,289	11,372	10,211	3,399	6,494
339	Cotton Knit Shirts, WGI	1,061	1,161	442	560	3,768	4,182	2,227	2,121
340	Cotton Non-knit Shirts, MB	6,088	4,760	4,590	4,338	8,975	7,201	8,594	9,529
341	Cotton Non-knit Shirts, WGI	2,114	1,584	1,634	1,012	5,703	4,682	5,663	3,582
342	Cotton Skirts	243	642	33	88	954	1,786	36	189
345	Cotton Sweaters	2	0	0	.	4	1	0	.
347	Cotton Trousers, MB	5,346	5,340	5,534	6,925	15,526	15,360	17,421	15,511
348	Cotton Trousers, WGI	3,028	5,057	5,461	5,180	6,602	11,677	12,587	11,153
349	Cotton Brassieres, etc.	69	15	41	12	192	36	107	45
350	Cotton Dressing Gowns	1,331	2,445	965	1,582	1,225	2,693	1,958	2,154
351	Cotton Nightwear	6,648	8,730	5,068	2,136	4,933	6,819	5,867	2,220
352	Cotton Underwear	242	267	902	1,013	422	309	1,042	1,386
359	Other Cotton Apparel	376	291	149	236	611	341	285	360
360	Cotton Pillowcases	9	9	5	8	31	32	20	35
362	Cotton Bedspreads & Quilts	47	47	37	46	281	483	540	600
363	Cotton Pile Towels	0	0	0	.	0	2	0	.
369	Other Cotton Manufactures	3,289	1,500	1,203	829	3,070	1,965	1,891	1,572
400	Wool Tops & Yarn	0	0	0	1	0	0	1	6
414	Other Wool Fabrics	2	0	0	0	124	6	4	19
431	Wool Gloves and Mittens	34	34	63	46	568	734	996	889
446	Wool Sweaters, WGI	.	.	0	0	.	.	0	2
447	Wool Trousers, MB	1	0	7	12	4	0	57	162
448	Wool Trousers, WGI	0	0	2	0	0	0	7	0
459	Other Wool Apparel	0	0	2	1	0	0	26	9
464	Wool Blankets	0	0	0	0	1	0	1	0
465	Wool Floor Coverings	0	0	0	1	10	32	20	86
469	Other Wool Manufactures	25	18	31	8	409	345	240	216
606	Non-textured Filament Yarns	0	0	19	57	0	0	7	7
620	Other Woven Filament Fabrics	0	4	0	6	0	6	0	12
624	MMF Fabric Mixed with Wool	0	2	0	.	0	6	0	.
629	Other MMF Fabric	0	7	0	.	0	14	0	.
630	MMF Handkerchiefs	3	0	0	.	5	0	0	.
631	MMF Gloves	752	271	306	302	1,609	1,752	1,299	1,502
632	MMF Hosiery	9	0	0	0	11	0	0	0
633	MMF Suit-type Coats, MB	6	0	0	.	5	0	0	.
634	Other MMF Coats, MB	144	172	0	174	193	176	0	227
635	MMF Coats, WGI	330	279	15	248	370	303	35	261
636	MMF Dresses	1,504	1,437	2,606	1,292	1,737	2,522	2,756	1,690
638	MMF Knit Shirts, MB	1,367	1,678	7,093	7,904	2,230	2,573	8,370	9,267
639	MMF Knit Shirts, WGI	1,011	792	4,028	6,433	2,564	1,637	7,153	10,711

C-57

U.S. general imports from HAITI by MFA categories, 1987-90

Category	Description	1987	1988	1989	1990	1987	1988	1989	1990
		--1,000 equivalent square meters--				--1,000 dollars--			
640	MMF Non-knit Shirts, MB	1,740	379	825	265	2,453	529	1,198	271
641	MMF Non-knit Shirts, WGI	2,413	1,596	1,274	1,134	5,121	5,436	4,362	4,583
642	MMF Skirts	77	434	229	205	245	1,245	738	335
645	MMF Sweaters, MB	209	287	17	0	107	128	7	0
646	MMF Sweaters, WGI	69	56	0	.	33	27	0	.
647	MMF Trousers, MB	3,973	3,030	5,259	3,819	9,306	8,372	10,605	7,532
648	MMF Trousers, WGI	2,697	1,891	4,469	3,852	4,627	5,029	8,339	7,638
649	MMF Brassieres etc.	5,262	5,812	5,546	4,654	17,422	19,275	18,814	18,418
650	MMF Dressing Gowns	3,453	8,648	8,618	5,983	4,010	12,315	10,666	6,986
651	MMF Nightwear	10,235	7,198	8,885	10,651	5,801	5,600	7,965	9,911
652	MMF Underwear	19,034	19,781	19,036	13,374	13,992	13,938	12,372	10,595
659	Other MMF Apparel	1,812	1,462	7,562	6,841	2,092	2,230	6,239	6,141
665	MMF Floor Coverings	1	3	1	0	14	23	7	1
666	Other MMF Furnishings	2,874	12,607	6,889	2,546	2,808	5,624	3,522	1,900
669	Other MMF Manufactures	11	5	15	14	24	3	46	15
670	MMF Flat Goods, etc.	4,771	2,808	496	134	6,565	4,571	726	521
832	SLR Hosiery	.	.	0	0	.	.	0	2
840	SLR Non-knit Shirts	.	.	0	42	.	.	0	87
847	SLR Trousers	.	.	0	5	.	.	0	31
852	SLR Underwear	0	6	0	.	0	3	0	.
859	Other SLR Apparel	4	0	26	1	11	0	19	6
870	SLR Handbags and Flatgoods	1	0	2	0	1	0	5	0
871	Handbags & Flatgoods, Silk & Veg	69	0	0	.	147	0	0	.
899	Other SLR Manufactures	5,497	6,570	686	16	215	202	73	7
<b>Total</b>		<b>107,799</b>	<b>116,747</b>	<b>116,784</b>	<b>101,886</b>	<b>157,369</b>	<b>170,485</b>	<b>175,428</b>	<b>167,081</b>

Source: Compiled from official statistics of the U.S. Department of Commerce.

Note.--A zero (0) indicates less than \$500 or 500 equivalent square meters. Because of rounding, figures may not add up to totals shown.

U.S. general imports from HONDURAS by MFA categories, 1987-90

Category	Description	1987	1988	1989	1990	1987	1988	1989	1990
		--1,000 equivalent square meters--				--1,000 dollars--			
200	Cot or MMF Yarns, Sewing Thread	0	0	411	1,082	0	0	280	722
219	Cot or MMF Duck Fabric	0	175	0	0	0	113	0	0
220	Cot or MMF Special Weave Fabric	122	917	0	0	77	382	0	0
222	Cot or MMF Knit Fabric	.	.	0	497	.	.	0	147
226	Cot or MMF Cheesecloth & Batiste	0	453	0	.	0	214	0	.
229	Cot or MMF Special Purpose Fabri	0	0	4	4	0	0	5	7
237	Playsuits, Sunsuits, etc	0	5	0	84	0	12	0	158
239	Cot or MMF Apparel for Infants	0	15	92	61	0	36	181	160
313	Cotton Sheetting	2,061	1,859	3,137	3,558	1,516	1,018	1,617	1,752
314	Cotton Poplin & Broadcloth	122	0	151	0	75	0	60	0
317	Cotton Twills and Sateens	0	1,661	3,665	5,049	0	1,164	1,532	2,408
326	Cotton Sateens	0	0	150	0	0	0	59	0
331	Cotton Gloves & Mittens	0	0	2	67	0	0	1	63
334	Other Cotton Coats, MB	9	2	0	181	6	2	0	434
335	Cotton Coats, WGI	60	40	25	44	84	78	59	118
336	Cotton Dresses	12	29	1	50	21	40	3	119
338	Cotton Knit Shirts, MB	997	1,596	2,566	3,244	2,866	6,202	12,836	16,685
339	Cotton Knit Shirts, WGI	64	94	212	655	281	340	741	3,469
340	Cotton Non-knit Shirts, MB	3,838	4,528	3,955	5,496	10,278	12,192	12,134	17,784
341	Cotton Non-knit Shirts, WGI	206	35	50	92	922	141	74	359
342	Cotton Skirts	55	11	70	53	185	35	246	175
345	Cotton Sweaters	0	12	18	0	0	25	41	0
347	Cotton Trousers, MB	2,147	3,376	6,119	8,760	4,221	8,288	15,515	22,498
348	Cotton Trousers, WGI	680	347	457	1,051	1,545	985	1,187	3,139
349	Cotton Brassieres, etc.	20	2	29	18	97	8	115	99
350	Cotton Dressing Gowns	.	.	0	271	.	.	0	1,145
352	Cotton Underwear	350	351	3,272	5,236	723	583	4,990	7,782
359	Other Cotton Apparel	50	22	8	139	85	8	15	113
362	Cotton Bedspreads & Quilts	.	.	0	0	.	.	0	5
363	Cotton Pile Towels	0	0	0	.	0	0	0	.
369	Other Cotton Manufactures	12	1	0	203	29	2	0	134
435	Wool Coats, WGI	104	40	86	74	562	207	545	456
440	Wool Non-knit Shirts	0	0	0	.	1	0	0	.
442	Wool Skirts	1	0	23	11	8	0	233	117
443	Wool Suits, MB	.	.	0	0	.	.	0	15
444	Wool Suits, WGI	42	72	91	66	326	590	761	636
447	Wool Trousers, MB	0	1	0	0	0	12	0	2
448	Wool Trousers, WGI	0	0	4	0	0	0	66	0
604	Synthetic Staple Fiber Yarns	1,125	789	40	0	549	399	21	0
633	MMF Suit-type Coats, MB	0	34	0	.	0	306	0	.
634	Other MMF Coats, MB	0	171	115	69	0	293	270	146
635	MMF Coats, WGI	465	519	613	789	2,128	1,766	2,458	2,505
636	MMF Dresses	77	110	155	72	102	411	519	180
638	MMF Knit Shirts, MB	272	1,606	3,858	1,151	384	1,669	3,684	1,578
639	MMF Knit Shirts, WGI	11	90	89	104	47	67	173	300
640	MMF Non-knit Shirts, MB	154	375	203	318	525	1,141	627	816
641	MMF Non-knit Shirts, WGI	22	87	457	225	85	547	2,517	1,009
642	MMF Skirts	113	93	172	161	1,254	623	1,200	1,051
644	MMF Suits, WGI	676	897	649	463	3,486	5,278	4,091	2,869
647	MMF Trousers, MB	328	318	861	1,189	352	396	958	3,284
648	MMF Trousers, WGI	383	383	305	288	1,381	1,714	1,058	814
649	MMF Brassieres etc.	2,245	3,122	3,355	3,426	8,325	15,070	16,993	18,066
650	MMF Dressing Gowns	0	0	52	57	0	0	62	127

C-59

U.S. general imports from HONDURAS by MFA categories, 1987-90

Category	Description	--1,000 equivalent square meters--				-----1,000 dollars-----			
		1987	1988	1989	1990	1987	1988	1989	1990
651	MMF Nightwear	0	19	0	.	0	18	0	.
652	MMF Underwear	2,901	2,966	2,007	3,508	2,669	2,976	1,379	2,885
659	Other MMF Apparel	3	159	482	2,767	3	136	949	1,669
669	Other MMF Manufactures	349	0	337	1,698	34	0	102	251
833	SLR Suit-type Coats, MB	.	.	0	0	.	.	0	1
835	SLR Coats, WGI	5	23	12	0	18	81	25	0
836	SLR Dresses	0	0	1	0	0	0	3	0
840	SLR Non-knit Shirts	.	.	0	0	.	.	1	1
842	SLR Skirts	0	0	1	0	0	0	4	4
845	Sweaters, Oth Non-Cot Veg Fibers	8	0	0	.	31	0	0	.
847	SLR Trousers	.	.	0	0	.	.	0	0
899	Other SLR Manufactures	.	.	0	0	.	.	0	1
<b>Total</b>		<b>20,089</b>	<b>27,405</b>	<b>38,360</b>	<b>52,331</b>	<b>45,280</b>	<b>65,570</b>	<b>90,387</b>	<b>118,261</b>

Source: Compiled from official statistics of the U.S. Department of Commerce.

Note.--A zero (0) indicates less than \$500 or 500 equivalent square meters. Because of rounding, figures may not add up to totals shown.



U.S. general imports from HONG KONG by MFA categories, 1987-90

Category	Description	1987	1988	1989	1990	1987	1988	1989	1990
		--1,000 equivalent square meters--				-----1,000 dollars-----			
200	Cot or MMF Yarns, Sewing Thread	1,873	1,552	1,968	1,663	1,893	1,599	1,966	2,132
201	Cot or MMF Specialty Yarns	10	9	22	19	7	19	37	26
218	Cot or MMF Different Color Yarns	4,175	619	7,596	6,063	6,688	881	12,332	10,277
219	Cot or MMF Duck Fabric	20,091	18,971	9,714	7,758	17,385	18,844	9,118	7,559
220	Cot or MMF Special Weave Fabric	1,783	1,798	1,332	1,507	1,844	2,296	1,566	1,882
222	Cot or MMF Knit Fabric	8,565	10,556	18,443	30,247	6,742	8,215	13,987	20,083
223	Cot or MMF Non-woven Fabric	11	5	1	5	6	6	0	3
224	Cot or MMF Pile & Tufted Fabric	425	348	1,462	1,590	820	609	2,617	3,061
225	Cot or MMF Denim	14,729	13,655	26,914	21,584	25,274	23,293	38,476	34,456
226	Cot or MMF Cheesecloth & Batiste	12,344	5,561	4,851	6,007	6,071	3,253	2,311	2,840
227	Cot or MMF Oxford Cloth	318	269	390	789	283	256	299	585
229	Cot or MMF Special Purpose Fabri	10,043	12,467	9,564	4,085	3,824	5,572	4,021	1,810
237	Playsuits, Sun suits, etc	15,504	15,779	10,089	9,794	27,952	27,343	18,202	19,861
239	Cot or MMF Apparel for Infants	19,473	19,286	24,133	26,433	45,700	45,338	64,409	77,761
300	Carded Cotton Yarn	2	23	77	184	2	16	52	225
301	Combed Cotton Yarn	3	0	567	1,366	2	0	707	1,353
313	Cotton Sheeting	36,058	25,319	26,939	20,767	26,025	17,063	16,207	14,040
314	Cotton Poplin & Broadcloth	10,869	8,093	11,346	6,244	10,182	8,922	9,242	6,153
315	Cotton Printcloth	7,655	2,494	2,176	5,548	4,950	2,258	1,286	3,349
317	Cotton Twills and Sateens	14,493	10,826	10,299	15,957	20,203	19,610	17,654	26,299
326	Cotton Sateens	18,812	16,410	16,053	14,329	16,293	17,098	14,874	13,731
330	Cotton Handkerchiefs	39	17	10	15	103	58	21	19
331	Cotton Gloves & Mittens	9,864	11,392	10,307	10,351	13,461	16,208	15,563	14,839
332	Cotton Hosiery	82	452	278	8	122	416	296	12
333	Cotton Suit-type Coats, MB	1,120	698	823	490	5,386	5,519	6,902	4,074
334	Other Cotton Coats, MB	8,837	7,235	6,460	8,682	49,464	42,272	35,360	51,489
335	Cotton Coats, WGI	12,594	9,592	9,580	12,562	64,045	49,513	54,001	72,809
336	Cotton Dresses	6,671	5,966	7,485	7,013	30,485	26,495	36,551	39,376
338	Cotton Knit Shirts, MB	8,388	8,556	8,428	8,004	104,883	110,059	120,528	123,114
339	Cotton Knit Shirts, WGI	19,970	20,285	20,027	22,177	176,309	179,339	205,253	226,247
340	Cotton Non-knit Shirts, MB	55,834	50,018	53,497	52,784	217,726	221,614	225,746	229,842
341	Cotton Non-knit Shirts, WGI	33,927	23,829	27,401	22,609	221,012	154,380	179,953	155,048
342	Cotton Skirts	7,137	5,613	7,835	6,645	54,075	43,951	58,962	50,323
345	Cotton Sweaters	11,313	11,408	13,402	11,245	59,372	65,627	84,282	77,180
347	Cotton Trousers, MB	34,113	32,185	30,601	31,328	199,947	187,414	202,052	219,747
348	Cotton Trousers, WGI	65,522	60,422	65,430	58,758	389,293	369,714	424,720	395,637
349	Cotton Brassieres, etc.	531	245	150	522	1,294	684	580	2,671
350	Cotton Dressing Gowns	5,458	4,573	3,829	3,268	8,882	8,569	5,892	6,961
351	Cotton Nightwear	45,578	50,548	47,645	48,653	52,550	65,969	65,679	73,984
352	Cotton Underwear	50,421	45,175	46,317	56,150	39,119	42,507	48,754	60,734
353	Cotton Down-filled Coats, MB	0	3	3	0	2	38	60	2
354	Cotton Down-filled Coats, WGI	0	0	18	0	0	0	194	0
359	Other Cotton Apparel	15,303	11,452	18,976	21,079	31,062	24,687	46,445	48,430
360	Cotton Pillowcases	650	431	431	206	890	609	546	270
361	Cotton Sheets	3,858	1,474	1,511	1,540	3,373	1,274	1,092	1,259
362	Cotton Bedspreads & Quilts	1,458	1,435	532	191	4,804	6,011	851	547
363	Cotton Pile Towels	631	504	603	467	4,210	4,136	2,850	2,800
369	Other Cotton Manufactures	16,138	9,171	10,646	14,242	14,604	10,305	11,438	15,030
400	Wool Tops & Yarn	37	0	16	57	127	3	54	124
410	Woolen & Worsted Fabric	71	37	3	24	338	245	52	130
414	Other Wool Fabrics	55	9	10	1	372	90	77	9
431	Wool Gloves and Mittens	97	33	53	49	966	331	545	580
433	Wool Suit-type Coats, MB	213	222	123	193	8,432	6,879	3,112	3,906

C-61

U.S. general imports from HONG KONG by MFA categories, 1987-90

Category	Description	1987	1988	1989	1990	1987	1988	1989	1990
		--1,000 equivalent square meters--				-----1,000 dollars-----			
434	Other Wool Coats, MB	398	287	360	391	2,835	2,351	3,405	3,578
435	Wool Coats, WGI	3,289	3,233	2,514	3,374	26,205	26,077	25,819	35,789
436	Wool Dresses	2,703	2,974	3,866	3,709	20,747	23,016	32,809	33,539
438	Wool Knit Shirts	7,629	8,152	5,951	4,829	74,374	76,384	70,090	63,504
439	Wool Baby Garments	.	.	0	0	.	.	0	0
440	Wool Non-knit Shirts	141	53	78	72	1,706	667	1,385	1,451
442	Wool Skirts	1,242	1,017	1,093	1,214	22,118	16,562	17,602	17,648
443	Wool Suits, MB	244	290	319	273	7,120	8,253	11,976	10,749
444	Wool Suits, WGI	191	160	226	145	2,489	2,207	3,803	2,278
445	Wool Sweaters, MB	4,760	3,882	2,632	1,705	52,530	49,012	41,408	28,769
446	Wool Sweaters, WGI	11,400	13,441	11,432	12,664	145,562	170,587	177,924	183,688
447	Wool Trousers, MB	259	232	137	148	8,590	7,744	3,578	3,650
448	Wool Trousers, WGI	471	612	683	755	7,574	10,013	13,329	14,818
459	Other Wool Apparel	1,069	678	569	521	8,850	6,564	6,625	7,288
464	Wool Blankets	1	1	3	0	58	25	116	63
465	Wool Floor Coverings	53	44	62	38	4,623	4,404	3,420	3,862
469	Other Wool Manufactures	6	4	0	1	88	37	3	7
600	Textured Filament Yarns	0	9	1	0	0	32	2	0
604	Synthetic Staple Fiber Yarns	408	0	0	669	270	0	1	302
606	Non-textured Filament Yarns	0	2	0	.	0	1	0	.
607	Other MMF Staple Yarns	14	3	0	.	20	5	0	.
611	Woven Fabrics of Artificial Stap	103	4,993	5,192	5,409	186	3,416	3,926	4,356
613	MMF Sheeting	95	0	0	95	31	0	0	113
614	MMF Poplin and Broadcloth	0	0	4	878	0	0	3	498
615	MMF Printcloth	0	0	0	2	0	0	1	2
617	MMF Twills and Sateens	0	0	61	74	0	0	30	125
618	Woven Fabrics of C-F MMF Yarns	1	7	279	124	1	18	267	175
619	Woven Polyester Filament Fabrics	42	5	0	138	23	5	0	198
620	Other Woven Filament Fabrics	87	3	7	59	64	3	42	94
622	Glass Fiber Fabrics	0	0	0	.	3	0	0	.
624	MMF Fabric Mixed with Wool	0	0	83	1	2	1	172	1
625	MMF Poplin & Broadcloth	1	0	0	8	3	0	0	3
627	MMF Sheeting	0	0	0	.	3	0	0	.
628	MMF Twills & Sateens	0	0	0	20	0	0	0	25
629	Other MMF Fabric	91	8	0	9	106	14	3	8
630	MMF Handkerchiefs	15	32	129	129	75	109	493	380
631	MMF Gloves	1,059	1,497	1,300	1,380	1,988	3,368	3,142	3,473
632	MMF Hosiery	637	737	346	848	623	931	343	878
633	MMF Suit-type Coats, MB	301	372	567	494	1,935	2,399	3,988	3,874
634	Other MMF Coats, MB	10,608	12,782	10,237	13,417	38,668	50,142	53,723	74,054
635	MMF Coats, WGI	21,523	29,679	18,500	24,189	81,987	112,890	90,716	122,959
636	MMF Dresses	8,702	7,830	9,475	8,565	48,967	44,206	51,370	52,400
638	MMF Knit Shirts, MB	20,526	17,440	18,564	19,797	72,319	57,312	58,953	67,286
639	MMF Knit Shirts, WGI	40,394	33,429	44,505	44,865	162,415	130,937	172,708	173,672
640	MMF Non-knit Shirts, MB	12,833	11,147	11,530	16,264	33,152	33,286	37,529	54,521
641	MMF Non-knit Shirts, WGI	9,951	10,212	9,336	8,928	76,792	81,630	83,621	81,526
642	MMF Skirts	2,570	2,412	2,814	2,692	25,768	22,364	26,303	26,226
643	MMF Suits, MB	51	76	34	35	324	474	367	336
644	MMF Suits, WGI	458	733	601	505	2,698	4,409	4,502	3,909
645	MMF Sweaters, MB	5,935	6,999	8,206	4,565	14,109	14,112	20,308	14,588
646	MMF Sweaters, WGI	32,612	28,186	32,111	19,346	90,753	70,548	89,063	56,572
647	MMF Trousers, MB	6,599	6,368	5,951	6,163	27,693	34,382	34,733	38,228
648	MMF Trousers, WGI	13,763	14,780	14,973	15,114	56,347	68,824	73,447	79,215
649	MMF Brassieres etc.	2,406	2,167	2,107	2,005	8,291	7,367	7,118	6,357

U.S. general imports from HONG KONG by MFA categories, 1987-90

Category	Description	--1,000 equivalent square meters--				--1,000 dollars--			
		1987	1988	1989	1990	1987	1988	1989	1990
650	MMF Dressing Gowns	3,070	3,744	4,965	7,082	4,320	5,842	9,658	14,962
651	MMF Nightwear	5,550	8,305	9,532	12,149	8,319	12,608	16,774	23,165
652	MMF Underwear	43,750	47,986	51,088	61,640	18,566	21,191	24,124	33,917
653	MMF Down-filled Coats, MB	3	16	57	27	37	262	927	540
654	MMF Down-filled Coats, WGI	7	12	53	38	93	162	866	747
659	Other MMF Apparel	14,576	11,972	12,462	14,898	24,099	25,643	28,599	33,085
665	MMF Floor Coverings	0	0	0	4	0	0	3	29
666	Other MMF Furnishings	3,736	1,599	4,089	3,624	2,978	1,256	1,328	1,816
669	Other MMF Manufactures	1,300	285	422	1,552	793	947	1,133	1,609
670	MMF Flat Goods, etc.	4,871	2,487	2,483	1,815	10,588	6,213	5,534	4,265
800	SLR Yarn	7	0	0	0	7	0	1	0
810	SLR Fabric	1,219	1,612	1,254	790	2,556	3,165	3,127	1,612
831	SLR Gloves	31	3	0	6	72	15	1	28
832	SLR Hosiery	13	0	0	.	109	0	0	.
833	SLR Suit-type Coats, MB	85	146	173	191	652	1,224	1,502	1,666
834	Other SLR Coats, MB	134	266	144	113	981	1,967	1,237	1,085
835	SLR Coats, WGI	2,799	2,955	2,539	2,486	17,670	21,713	18,771	21,218
836	SLR Dresses	3,470	2,486	2,469	2,265	19,786	18,509	15,252	15,313
838	SLR Knit Shirts	951	1,735	1,082	314	6,748	10,495	6,133	1,991
839	SLR Baby Garments	0	0	20	10	0	0	130	82
840	SLR Non-knit Shirts	5,680	5,376	5,901	4,396	40,429	42,899	46,788	39,857
842	SLR Skirts	3,128	2,260	2,223	1,458	28,377	21,977	18,966	14,807
843	SLR Suits, MB	18	7	11	4	173	78	158	76
844	SLR Suits, WGI	899	536	106	147	5,304	5,410	1,021	1,117
845	Sweaters, Oth Non-Cot Veg Fibers	67,392	28,383	43,606	41,669	213,807	96,227	136,212	137,023
846	Sweaters, Silk Blends	4,852	3,951	1,497	1,391	20,211	13,533	8,167	6,341
847	SLR Trousers	4,429	5,504	4,728	4,496	28,515	38,357	39,071	37,112
850	SLR Robes	89	77	1	1	436	353	23	10
851	SLR Nightwear	173	47	2	0	915	224	8	2
852	SLR Underwear	474	204	25	7	1,002	666	230	88
858	SLR Neckties	0	1	1	0	3	14	4	0
859	Other SLR Apparel	610	542	2,238	844	2,083	1,341	1,978	2,155
863	SLR Towels	11	1	2	0	27	10	4	0
870	SLR Handbags and Flatgoods	243	120	120	90	336	196	267	214
871	Handbags & Flatgoods, Silk & Veg	575	163	25	1	836	309	49	7
899	Other SLR Manufactures	2,362	125	120	69	573	289	302	306
<b>Total</b>		<b>1,015,294</b>	<b>896,899</b>	<b>956,644</b>	<b>971,457</b>	<b>3,571,336</b>	<b>3,347,588</b>	<b>3,686,289</b>	<b>3,797,961</b>

Source: Compiled from official statistics of the U.S. Department of Commerce.

Note.--A zero (0) indicates less than \$500 or 500 equivalent square meters. Because of rounding, figures may not add up to totals shown.

U.S. general imports from HUNGARY by MFA categories, 1987-90

Category	Description	1987	1988	1989	1990	1987	1988	1989	1990
		--1,000 equivalent square meters--				--1,000 dollars--			
200	Cot or MMF Yarns, Sewing Thread	12	0	0	628	14	0	0	672
201	Cot or MMF Specialty Yarns	0	1	0	.	0	2	0	.
218	Cot or MMF Different Color Yarns	210	774	313	205	150	518	346	242
219	Cot or MMF Duck Fabric	0	0	0	0	0	0	0	0
220	Cot or MMF Special Weave Fabric	836	539	208	105	590	246	341	124
222	Cot or MMF Knit Fabric	2	0	0	1	2	0	0	1
223	Cot or MMF Non-woven Fabric	12	0	5,988	3,504	2	0	1,445	1,106
224	Cot or MMF Pile & Tufted Fabric	0	0	0	.	0	0	0	.
226	Cot or MMF Cheesecloth & Batiste	0	310	88	148	0	83	26	53
229	Cot or MMF Special Purpose Fabri	72	2,109	230	26	42	503	93	8
237	Playsuits, Sun suits, etc	0	0	0	0	1	0	0	0
239	Cot or MMF Apparel for Infants	0	1	14	0	0	2	62	5
300	Carded Cotton Yarn	5,432	4,245	6,452	5,422	2,162	1,892	2,776	2,236
301	Combed Cotton Yarn	424	243	82	162	162	107	34	65
313	Cotton Sheeting	9,160	5,828	3,884	672	5,030	3,157	1,563	265
314	Cotton Poplin & Broadcloth	74	4	0	9	54	5	1	13
315	Cotton Printcloth	912	250	205	396	445	196	142	282
317	Cotton Twills and Sateens	16	84	273	388	8	52	243	274
326	Cotton Sateens	2	0	3	0	1	0	3	0
331	Cotton Gloves & Mittens	.	.	0	29	.	.	0	31
332	Cotton Hosiery	4	7	0	.	5	11	0	.
333	Cotton Suit-type Coats, MB	9	1	2	6	68	7	20	50
334	Other Cotton Coats, MB	5	218	25	190	44	422	58	350
335	Cotton Coats, WGI	38	90	191	49	149	493	797	687
336	Cotton Dresses	25	10	9	3	75	45	50	12
338	Cotton Knit Shirts, MB	522	330	494	544	2,325	1,736	2,258	2,724
339	Cotton Knit Shirts, WGI	158	569	620	424	632	1,610	1,799	1,546
340	Cotton Non-knit Shirts, MB	605	114	171	168	1,228	347	526	563
341	Cotton Non-knit Shirts, WGI	3	8	25	89	51	38	139	468
342	Cotton Skirts	11	17	119	18	83	155	788	172
345	Cotton Sweaters	39	34	7	52	47	78	21	219
347	Cotton Trousers, MB	187	70	157	201	285	165	510	475
348	Cotton Trousers, WGI	64	81	71	59	151	275	380	229
350	Cotton Dressing Gowns	29	148	58	23	59	374	157	57
351	Cotton Nightwear	0	22	0	44	0	32	0	42
352	Cotton Underwear	28	524	3,789	3,254	13	331	2,487	2,618
359	Other Cotton Apparel	0	7	23	0	1	19	60	0
360	Cotton Pillowcases	13	5	0	0	29	13	2	0
361	Cotton Sheets	54	0	6	38	40	0	12	91
362	Cotton Bedspreads & Quilts	13	88	67	337	102	278	352	1,258
363	Cotton Pile Towels	0	12	0	1	0	16	0	7
369	Other Cotton Manufactures	575	909	940	1,143	527	898	1,072	1,314
400	Wool Tops & Yarn	0	0	2	2	0	0	3	3
410	Woolen & Worsted Fabric	468	702	544	225	773	2,583	1,829	689
414	Other Wool Fabrics	0	0	0	0	0	0	9	0
431	Wool Gloves and Mittens	0	0	0	0	2	3	0	0
433	Wool Suit-type Coats, MB	357	370	234	199	4,005	4,652	2,909	2,283
434	Other Wool Coats, MB	391	355	327	276	4,507	3,785	4,139	3,503
435	Wool Coats, WGI	566	543	570	444	3,818	3,760	4,059	3,481
436	Wool Dresses	0	22	40	27	0	220	498	418
438	Wool Knit Shirts	6	32	6	0	31	528	46	0
440	Wool Non-knit Shirts	0	0	0	1	3	0	0	14
442	Wool Skirts	208	209	217	106	2,818	1,933	1,931	1,077

C-64

U.S. general imports from HUNGARY by MFA categories, 1987-90

Category	Description	1987	1988	1989	1990	1987	1988	1989	1990
		--1,000 equivalent square meters--				-----1,000 dollars-----			
443	Wool Suits, MB	67	19	290	206	555	222	2,934	1,728
444	Wool Suits, WGI	29	40	95	93	201	424	1,349	1,231
445	Wool Sweaters, MB	508	100	20	20	1,286	472	114	147
446	Wool Sweaters, WGI	1	2	0	0	36	51	1	0
447	Wool Trousers, MB	101	91	24	40	2,008	2,190	238	408
448	Wool Trousers, WGI	255	329	264	91	2,183	3,025	3,191	1,240
459	Other Wool Apparel	0	38	42	4	0	664	259	61
465	Wool Floor Coverings	4	11	7	18	170	196	182	305
469	Other Wool Manufactures	0	0	0	0	0	0	6	0
603	Artificial Staple Fiber Yarns	0	0	286	497	0	0	152	264
604	Synthetic Staple Fiber Yarns	2,820	3,845	3,944	1,977	1,387	1,948	1,897	976
606	Non-textured Filament Yarns	0	0	0	1,239	0	0	0	224
611	Woven Fabrics of Artificial Stap	145	411	232	360	158	554	242	422
613	MMF Sheeting	0	0	0	0	0	0	1	0
617	MMF Twills and Sateens	0	0	14	0	0	0	14	0
618	Woven Fabrics of C-F MMF Yarns	0	0	34	0	0	0	31	1
619	Woven Polyester Filament Fabrics	38	0	12	71	38	0	14	60
620	Other Woven Filament Fabrics	0	20	38	19	0	21	42	22
624	MMF Fabric Mixed with Wool	619	1,632	1,071	358	1,388	4,246	3,048	906
625	MMF Poplin & Broadcloth	0	0	8	3	0	0	17	15
626	MMF Printcloth	0	0	36	0	0	0	32	0
627	MMF Sheeting	0	0	237	0	0	0	23	0
629	Other MMF Fabric	0	6	0	5	0	16	0	10
632	MMF Hosiery	0	0	0	0	2	0	0	1
633	MMF Suit-type Coats, MB	211	89	35	1	1,639	884	248	13
634	Other MMF Coats, MB	10	3	5	3	92	35	50	40
635	MMF Coats, WGI	790	554	210	253	4,838	3,308	1,181	2,203
636	MMF Dresses	0	3	0	9	0	22	2	98
638	MMF Knit Shirts, MB	102	6	0	0	267	29	0	0
639	MMF Knit Shirts, WGI	4	61	0	154	15	208	5	216
641	MMF Non-knit Shirts, WGI	44	7	23	2	82	80	254	35
642	MMF Skirts	303	178	155	92	3,122	2,459	1,837	910
643	MMF Suits, MB	152	316	267	483	1,136	2,199	2,495	3,799
644	MMF Suits, WGI	0	40	237	167	0	289	2,391	1,822
645	MMF Sweaters, MB	2,045	958	1,149	350	2,932	1,749	1,490	604
646	MMF Sweaters, WGI	842	295	77	312	1,267	416	145	567
647	MMF Trousers, MB	68	8	17	6	203	175	249	76
648	MMF Trousers, WGI	38	16	94	34	397	142	401	257
650	MMF Dressing Gowns	0	31	17	0	0	22	119	0
651	MMF Nightwear	0	294	0	.	0	325	0	.
659	Other MMF Apparel	39	31	79	55	98	60	154	64
665	MMF Floor Coverings	0	0	0	4	0	0	3	29
666	Other MMF Furnishings	72	67	465	150	57	62	334	138
669	Other MMF Manufactures	6,345	8,359	2,178	439	1,097	1,188	270	43
670	MMF Flat Goods, etc.	0	0	0	25	0	0	0	27
800	SLR Yarn	228	391	496	466	174	342	462	427
810	SLR Fabric	543	190	662	668	939	316	1,439	1,275
833	SLR Suit-type Coats, MB	72	14	29	2	660	161	351	32
834	Other SLR Coats, MB	4	0	4	0	24	0	34	0
835	SLR Coats, WGI	62	333	105	19	348	1,872	587	136
836	SLR Dresses	0	0	0	0	0	0	1	0
840	SLR Non-knit Shirts	0	1	14	1	1	26	97	28
842	SLR Skirts	58	198	114	13	457	1,342	868	89
843	SLR Suits, MB	14	43	20	0	97	393	187	0

C-65

U.S. general imports from HUNGARY by MFA categories, 1987-90

Category	Description	1987	1988	1989	1990	:	1987	1988	1989	1990
		--1,000 equivalent square meters--				:	-----1,000 dollars-----			
844	SLR Suits, WGI	78	27	7	3	:	398	196	70	18
847	SLR Trousers	73	119	114	76	:	473	962	982	623
859	Other SLR Apparel	4	0	13	6	:	11	0	27	15
863	SLR Towels	26	0	0	6	:	29	0	0	23
870	SLR Handbags and Flatgoods	2	0	3	1	:	5	0	28	4
871	Handbags & Flatgoods, Silk & Veg	5	1	0	.	:	13	4	0	.
899	Other SLR Manufactures	467	510	56	13	:	104	121	85	21
<b>Total</b>		<b>38,829</b>	<b>39,576</b>	<b>39,750</b>	<b>28,430</b>	<b>:</b>	<b>60,919</b>	<b>64,987</b>	<b>64,621</b>	<b>51,382</b>

Source: Compiled from official statistics of the U.S. Department of Commerce.

Note.--A zero (0) indicates less than \$500 or 500 equivalent square meters. Because of rounding, figures may not add up to totals shown.

U.S. general imports from INDIA by MFA categories, 1987-90

Category	Description	1987	1988	1989	1990	1987	1988	1989	1990
		--1,000 equivalent square meters--				--1,000 dollars--			
200	Cot or MMF Yarns, Sewing Thread	119	135	4	7	127	146	9	16
201	Cot or MMF Specialty Yarns	112	7	82	2	72	4	51	3
218	Cot or MMF Different Color Yarns	5,753	5,181	6,652	7,868	4,466	5,930	8,770	7,979
219	Cot or MMF Duck Fabric	28,650	22,332	20,585	24,452	19,123	19,752	17,590	21,991
220	Cot or MMF Special Weave Fabric	2,350	1,118	638	2,981	1,537	1,063	584	2,165
222	Cot or MMF Knit Fabric	35	75	6	28	39	66	17	23
223	Cot or MMF Non-woven Fabric	.	.	0	0	.	.	0	0
224	Cot or MMF Pile & Tufted Fabric	7	10	6	2	12	11	14	7
225	Cot or MMF Denim	118	47	38	145	190	78	60	190
226	Cot or MMF Cheesecloth & Batiste	1,108	1,129	940	507	678	918	763	403
227	Cot or MMF Oxford Cloth	0	773	511	37	0	1,380	830	76
229	Cot or MMF Special Purpose Fabri	1,339	1,148	739	1,040	1,200	1,259	1,011	1,124
237	Playsuits, Sunsuits, etc	564	528	776	1,159	1,430	1,402	1,853	3,733
239	Cot or MMF Apparel for Infants	15	2	9	9	45	15	49	32
300	Carded Cotton Yarn	22,602	1,804	1,308	1,584	6,722	646	359	527
301	Combed Cotton Yarn	4,177	1,822	242	139	1,506	1,040	86	178
313	Cotton Sheeting	23,364	14,045	17,090	17,076	15,136	8,078	9,012	10,201
314	Cotton Poplin & Broadcloth	2,297	4,207	777	1,439	1,506	3,182	682	1,014
315	Cotton Printcloth	8,323	3,033	3,981	9,190	4,646	1,789	1,724	4,040
317	Cotton Twills and Sateens	24,848	17,202	13,037	16,124	16,335	13,803	8,414	11,703
326	Cotton Sateens	2,754	3,287	4,601	2,880	2,028	3,005	3,471	2,261
330	Cotton Handkerchiefs	1	14	11	3	22	42	43	19
331	Cotton Gloves & Mittens	378	500	511	354	334	496	512	337
333	Cotton Suit-type Coats, MB	463	464	124	118	1,488	1,752	578	516
334	Other Cotton Coats, MB	598	1,274	699	895	1,568	3,305	2,162	3,479
335	Cotton Coats, WGI	2,579	4,887	3,924	4,083	5,358	11,327	8,807	7,940
336	Cotton Dresses	13,745	14,483	13,608	9,562	28,723	31,711	31,919	24,170
338	Cotton Knit Shirts, MB	363	259	103	331	2,889	1,919	1,033	2,695
339	Cotton Knit Shirts, WGI	866	1,048	1,015	1,168	8,341	11,178	12,931	11,350
340	Cotton Non-knit Shirts, MB	25,041	22,622	22,294	22,489	65,444	68,828	70,920	70,513
341	Cotton Non-knit Shirts, WGI	34,682	34,807	35,196	33,927	142,427	137,045	137,791	139,249
342	Cotton Skirts	6,938	5,798	6,125	6,148	31,012	26,440	26,196	29,773
345	Cotton Sweaters	520	208	111	1,447	892	548	356	5,189
347	Cotton Trousers, MB	1,259	1,144	1,010	1,412	5,416	5,927	5,290	7,252
348	Cotton Trousers, WGI	3,710	3,605	3,717	3,748	13,518	14,793	18,367	20,748
349	Cotton Brassieres, etc.	2	1	0	0	18	9	0	0
350	Cotton Dressing Gowns	380	544	463	567	819	1,246	1,050	1,335
351	Cotton Nightwear	687	1,917	1,507	2,852	1,263	3,884	2,817	5,094
352	Cotton Underwear	23	38	10	19	112	208	55	117
359	Other Cotton Apparel	3,392	3,255	3,616	3,849	8,003	8,112	9,312	10,085
360	Cotton Pillowcases	85	655	690	319	96	674	534	309
361	Cotton Sheets	18	874	169	123	15	486	116	125
362	Cotton Bedspreads & Quilts	1,696	2,369	2,364	2,855	1,972	4,081	3,289	4,171
363	Cotton Pile Towels	5,218	4,491	5,070	5,985	5,649	4,762	5,355	6,485
369	Other Cotton Manufactures	113,174	125,521	133,258	143,493	46,419	60,258	63,749	69,498
400	Wool Tops & Yarn	0	0	0	8	0	2	1	22
410	Woolen & Worsted Fabric	2	2	7	1	10	16	38	5
414	Other Wool Fabrics	12	11	20	14	103	119	721	328
431	Wool Gloves and Mittens	0	0	0	0	0	0	0	0
433	Wool Suit-type Coats, MB	1	3	0	0	10	28	2	0
434	Other Wool Coats, MB	0	0	12	0	0	0	77	0
435	Wool Coats, WGI	29	5	2	2	137	29	31	9
436	Wool Dresses	0	0	9	1	1	12	24	19

C-67

U.S. general imports from INDIA by MFA categories, 1987-90

Category	Description	1987	1988	1989	1990	1987	1988	1989	1990
		--1,000 equivalent square meters--	equivalent square meters	equivalent square meters	equivalent square meters	-----1,000 dollars-----	1,000 dollars	1,000 dollars	1,000 dollars
438	Wool Knit Shirts	1	0	0	.	5	0	0	.
440	Wool Non-knit Shirts	0	4	6	1	3	13	49	7
442	Wool Skirts	11	6	4	10	66	105	27	42
443	Wool Suits, MB	0	0	0	6	0	0	1	13
444	Wool Suits, WGI	0	0	0	.	3	0	0	.
445	Wool Sweaters, MB	72	123	79	10	455	801	729	98
446	Wool Sweaters, WGI	92	35	33	40	598	336	411	405
447	Wool Trousers, MB	1	2	0	.	6	23	0	.
448	Wool Trousers, WGI	7	3	12	1	40	27	78	8
459	Other Wool Apparel	6	17	8	12	117	112	189	161
464	Wool Blankets	0	1	19	6	0	2	34	10
465	Wool Floor Coverings	2,743	2,233	2,568	2,297	93,952	88,806	96,533	84,768
469	Other Wool Manufactures	46	36	31	22	261	412	167	184
600	Textured Filament Yarns	.	.	0	2	.	.	0	1
603	Artificial Staple Fiber Yarns	7	0	0	.	2	0	0	.
604	Synthetic Staple Fiber Yarns	0	0	0	.	0	0	0	.
606	Non-textured Filament Yarns	0	1	17	1,056	0	1	3	166
607	Other MMF Staple Yarns	50	133	0	.	26	52	0	.
611	Woven Fabrics of Artificial Stap	278	1,661	1,414	1,232	217	1,921	1,794	1,443
613	MMF Sheeting	113	0	4	0	58	0	6	0
614	MMF Poplin and Broadcloth	106	226	0	2	56	111	0	2
615	MMF Printcloth	.	.	0	16	.	.	1	32
617	MMF Twills and Sateens	114	0	0	.	72	0	0	.
618	Woven Fabrics of C-F MMF Yarns	191	514	471	934	196	764	849	1,506
619	Woven Polyester Filament Fabrics	388	37	0	197	228	42	0	257
620	Other Woven Filament Fabrics	9	0	0	78	24	0	2	226
622	Glass Fiber Fabrics	0	0	1	0	0	0	2	0
624	MMF Fabric Mixed with Wool	119	300	217	115	287	930	889	516
625	MMF Poplin & Broadcloth	12	104	1	1	24	46	0	2
626	MMF Printcloth	14	0	0	4	18	0	0	8
627	MMF Sheeting	0	1	0	.	0	2	0	.
628	MMF Twills & Sateens	5	0	0	.	8	0	0	.
629	Other MMF Fabric	62	33	7	0	43	22	21	3
630	MMF Handkerchiefs	0	0	2	0	0	0	7	1
631	MMF Gloves	6	8	9	45	78	97	105	184
633	MMF Suit-type Coats, MB	103	83	73	238	300	349	266	803
634	Other MMF Coats, MB	7	233	310	415	27	620	938	1,004
635	MMF Coats, WGI	625	1,529	928	4,881	1,332	3,843	2,384	10,527
636	MMF Dresses	3,408	4,526	5,367	6,888	8,329	11,569	15,870	21,236
638	MMF Knit Shirts, MB	5	321	261	57	18	1,015	817	185
639	MMF Knit Shirts, WGI	253	1,557	1,253	750	981	5,704	4,660	2,111
640	MMF Non-knit Shirts, MB	3,012	2,405	2,726	3,420	7,478	8,460	10,837	18,190
641	MMF Non-knit Shirts, WGI	9,371	9,535	11,002	11,143	40,551	38,075	51,203	67,972
642	MMF Skirts	3,855	3,920	3,991	4,093	15,568	16,523	20,841	22,956
643	MMF Suits, MB	0	1	163	88	0	13	737	534
644	MMF Suits, WGI	75	200	608	1,827	128	396	1,120	2,691
645	MMF Sweaters, MB	0	9	2	0	0	20	2	0
646	MMF Sweaters, WGI	221	209	336	124	408	384	610	219
647	MMF Trousers, MB	109	221	359	510	488	1,068	1,489	3,402
648	MMF Trousers, WGI	1,926	2,840	6,409	5,609	6,252	10,202	21,888	37,178
649	MMF Brassieres etc.	0	0	0	0	2	2	0	12
650	MMF Dressing Gowns	67	50	89	113	106	103	215	307
651	MMF Nightwear	39	13	95	195	62	39	118	265
652	MMF Underwear	0	99	0	0	0	40	0	2

C-68



U.S. general imports from INDIA by MFA categories, 1987-90

Category	Description	1987	1988	1989	1990	1987	1988	1989	1990
		--1,000 equivalent square meters--				--1,000 dollars--			
659	Other MMF Apparel	6,448	21,413	27,808	10,164	8,217	30,766	44,775	20,613
665	MMF Floor Coverings	14	33	10	13	528	427	515	637
666	Other MMF Furnishings	493	187	248	1,002	419	215	277	341
669	Other MMF Manufactures	237	27	502	28	33	27	150	107
670	MMF Flat Goods, etc.	34	16	29	48	136	85	136	252
800	SLR Yarn	0	0	243	157	0	0	38	35
810	SLR Fabric	72	5	45	117	542	145	177	340
833	SLR Suit-type Coats, MB	0	0	0	0	0	0	0	6
834	Other SLR Coats, MB	0	0	6	0	1	2	7	1
835	SLR Coats, WGI	28	7	5	113	186	46	20	517
836	SLR Dresses	132	10	9	2	1,449	132	95	12
838	SLR Knit Shirts	3	0	0	0	30	2	3	2
840	SLR Non-knit Shirts	176	25	25	93	1,644	206	316	893
842	SLR Skirts	23	6	3	1	454	66	47	10
844	SLR Suits, WGI	30	5	0	0	297	48	4	9
845	Sweaters, Oth Non-Cot Veg Fibers	1	0	0	.	5	0	0	.
846	Sweaters, Silk Blends	8	0	0	.	26	0	0	.
847	SLR Trousers	9	15	7	69	65	69	39	222
850	SLR Robes	1	0	0	.	19	3	0	.
851	SLR Nightwear	20	0	0	.	22	0	0	.
852	SLR Underwear	10	0	0	.	7	0	0	.
858	SLR Neckties	0	0	0	0	0	0	0	1
859	Other SLR Apparel	166	28	123	66	885	204	273	243
863	SLR Towels	.	.	0	2	.	0	0	2
870	SLR Handbags and Flatgoods	3	0	1	13	8	0	1	19
871	Handbags & Flatgoods, Silk & Veg	6	17	6	16	12	24	15	32
899	Other SLR Manufactures	873	360	1,233	1,073	437	238	421	140
<b>Total</b>		<b>380,715</b>	<b>364,072</b>	<b>376,843</b>	<b>391,860</b>	<b>643,154</b>	<b>688,562</b>	<b>742,626</b>	<b>792,569</b>

Source: Compiled from official statistics of the U.S. Department of Commerce.

Note.--A zero (0) indicates less than \$500 or 500 equivalent square meters. Because of rounding, figures may not add up to totals shown.

U.S. general imports from INDONESIA by MFA categories, 1987-90

Category	Description	1987	1988	1989	1990	1987	1988	1989	1990
		--1,000 equivalent square meters--				-----1,000 dollars-----			
200	Cot or MMF Yarns, Sewing Thread	784	152	626	708	720	155	638	766
218	Cot or MMF Different Color Yarns	61	181	97	35	90	127	142	62
219	Cot or MMF Duck Fabric	5,278	3,217	3,192	3,918	3,745	2,689	2,477	2,979
220	Cot or MMF Special Weave Fabric	28	5	4	1	38	19	10	8
222	Cot or MMF Knit Fabric	265	67	41	79	165	58	35	58
225	Cot or MMF Denim	786	33	735	741	1,029	58	982	1,044
226	Cot or MMF Cheesecloth & Batiste	600	1,679	307	99	377	974	417	149
227	Cot or MMF Oxford Cloth	77	123	0	.	47	62	0	.
229	Cot or MMF Special Purpose Fabri	625	344	11	167	526	270	8	105
237	Playsuits, Sun suits, etc	3,758	3,338	2,997	2,040	6,644	6,381	5,031	3,893
239	Cot or MMF Apparel for Infants	113	104	245	693	317	251	616	1,819
300	Carded Cotton Yarn	410	0	0	.	113	0	0	.
301	Combed Cotton Yarn	2,627	0	145	0	934	0	50	0
313	Cotton Sheeting	9,815	8,510	8,758	6,675	6,625	4,674	5,050	4,173
314	Cotton Poplin & Broadcloth	35,782	32,947	33,786	29,358	18,930	17,139	16,121	14,745
315	Cotton Printcloth	14,061	14,066	16,581	16,173	6,534	6,059	6,816	7,543
317	Cotton Twills and Sateens	7,058	9,049	12,077	11,926	3,899	5,281	6,024	6,253
326	Cotton Sateens	0	0	0	58	0	0	0	67
330	Cotton Handkerchiefs	0	3	1	0	1	5	6	0
331	Cotton Gloves & Mittens	1,913	1,029	1,362	1,805	2,366	1,613	1,623	2,516
333	Cotton Suit-type Coats, MB	3	42	21	0	10	106	127	0
334	Other Cotton Coats, MB	868	1,080	959	1,207	2,576	3,725	3,400	4,725
335	Cotton Coats, WGI	3,217	2,369	2,052	1,752	10,173	8,947	7,716	6,948
336	Cotton Dresses	1,829	2,116	2,477	2,210	2,695	3,333	4,044	4,634
338	Cotton Knit Shirts, MB	2,271	2,101	2,465	2,704	16,406	18,008	23,161	27,370
339	Cotton Knit Shirts, WGI	2,097	1,425	1,970	1,935	12,984	10,092	15,697	16,745
340	Cotton Non-knit Shirts, MB	7,997	11,515	10,410	10,383	17,991	30,199	32,254	30,616
341	Cotton Non-knit Shirts, WGI	5,694	3,282	6,887	8,543	21,264	13,145	25,323	33,602
342	Cotton Skirts	2,818	739	1,213	1,375	10,733	3,016	5,481	6,416
345	Cotton Sweaters	6,872	3,907	4,812	4,608	13,405	9,303	12,310	16,146
347	Cotton Trousers, MB	7,528	6,559	9,325	9,129	31,500	30,824	49,818	54,772
348	Cotton Trousers, WGI	6,157	5,220	6,158	5,135	25,516	26,144	31,787	28,981
349	Cotton Brassieres, etc.	0	0	46	264	0	0	172	897
350	Cotton Dressing Gowns	1,955	2,323	2,627	1,266	1,957	2,777	3,574	1,821
351	Cotton Nightwear	6,437	5,014	7,491	9,947	6,671	5,976	9,255	13,470
352	Cotton Underwear	4,964	2,746	3,576	2,618	4,693	2,650	3,452	2,610
359	Other Cotton Apparel	2,787	2,436	3,138	4,800	4,861	4,226	5,328	8,168
360	Cotton Pillowcases	101	6	22	44	179	10	19	36
361	Cotton Sheets	2,155	187	394	74	1,386	111	238	46
362	Cotton Bedspreads & Quilts	0	1	4	6	3	2	5	16
363	Cotton Pile Towels	34	28	12	3	75	161	177	20
369	Other Cotton Manufactures	6,373	7,826	8,259	4,612	2,075	2,346	2,501	1,605
414	Other Wool Fabrics	0	0	0	.	0	0	0	.
433	Wool Suit-type Coats, MB	0	2	0	0	0	15	1	0
435	Wool Coats, WGI	3	0	0	10	11	0	0	11
436	Wool Dresses	0	0	11	1	0	0	21	2
438	Wool Knit Shirts	0	0	0	.	1	0	0	.
440	Wool Non-knit Shirts	0	0	7	1	0	0	38	4
442	Wool Skirts	54	0	12	7	302	0	70	38
443	Wool Suits, MB	0	0	39	111	0	8	418	1,279
444	Wool Suits, WGI	0	0	0	.	1	0	0	.
445	Wool Sweaters, MB	263	42	139	109	1,125	176	385	351
446	Wool Sweaters, WGI	252	181	48	64	952	736	200	248

C-70

U.S. general imports from INDONESIA by MFA categories, 1987-90

Cate- gory	Description	1987	1988	1989	1990	1987	1988	1989	1990
		--1,000 equivalent square meters--				-----1,000 dollars-----			
447	Wool Trousers, MB	2	16	104	172	9	220	1,665	2,693
448	Wool Trousers, WGI	2	0	1	4	16	0	3	12
459	Other Wool Apparel	0	0	0	0	3	0	1	0
465	Wool Floor Coverings	0	0	3	0	1	4	79	13
603	Artificial Staple Fiber Yarns	.	.	0	90	.	.	0	57
604	Synthetic Staple Fiber Yarns	1,985	2,237	2,913	787	884	849	1,120	368
607	Other MMF Staple Yarns	.	.	0	110	.	.	0	54
611	Woven Fabrics of Artificial Stap	2,009	885	5,658	4,703	2,381	1,189	6,792	6,287
613	MMF Sheeting	4,206	4,223	667	37	1,919	2,103	326	38
614	MMF Poplin and Broadcloth	4,882	4,883	13,971	8,552	2,462	2,963	7,768	4,524
615	MMF Printcloth	1,170	545	0	485	565	256	0	273
617	MMF Twills and Sateens	1,932	996	189	1,426	827	543	202	752
618	Woven Fabrics of C-F MMF Yarns	33	0	1	2	44	0	3	3
619	Woven Polyester Filament Fabrics	1,898	3,750	3,301	5,262	1,868	4,041	3,806	6,020
620	Other Woven Filament Fabrics	14	5	0	76	25	51	0	52
625	MMF Poplin & Broadcloth	10,094	8,343	7,934	8,594	4,446	3,749	3,211	4,521
626	MMF Printcloth	3,194	2,627	6,998	4,888	1,291	1,076	2,773	1,917
627	MMF Sheeting	377	1	0	16	221	21	0	55
628	MMF Twills & Sateens	0	590	330	2,047	0	256	182	815
629	Other MMF Fabric	131	157	13	11	56	100	7	16
630	MMF Handkerchiefs	1	0	0	0	1	0	0	1
631	MMF Gloves	1,631	2,619	2,649	1,842	1,206	2,552	2,961	2,293
632	MMF Hosiery	18	31	38	38	14	34	85	58
633	MMF Suit-type Coats, MB	3	0	0	87	4	0	0	318
634	Other MMF Coats, MB	1,700	1,517	2,309	1,016	2,416	2,728	4,776	2,976
635	MMF Coats, WGI	969	3,595	2,192	3,671	1,433	7,210	5,655	10,887
636	MMF Dresses	9,508	7,623	11,182	13,085	12,165	12,737	19,724	24,518
638	MMF Knit Shirts, MB	5,958	5,164	7,369	7,203	14,339	15,454	22,100	24,579
639	MMF Knit Shirts, WGI	4,636	3,436	5,480	6,563	9,792	8,766	15,759	19,961
640	MMF Non-knit Shirts, MB	5,862	7,159	12,300	10,417	8,875	12,571	23,411	24,294
641	MMF Non-knit Shirts, WGI	14,461	13,621	16,849	17,898	49,896	51,596	70,402	82,778
642	MMF Skirts	1,489	1,029	1,963	2,002	4,883	3,843	8,751	9,487
643	MMF Suits, MB	.	.	0	74	.	.	0	844
644	MMF Suits, WGI	37	14	35	1	76	42	103	5
645	MMF Sweaters, MB	4,279	2,920	4,851	4,734	6,842	4,919	7,888	8,569
646	MMF Sweaters, WGI	8,359	4,629	12,628	13,433	13,953	7,566	21,525	25,811
647	MMF Trousers, MB	6,941	7,364	12,226	6,607	12,423	17,095	39,494	21,701
648	MMF Trousers, WGI	14,715	18,218	21,075	22,150	26,150	40,718	51,121	63,688
649	MMF Brassieres etc.	155	1,246	2,150	1,876	778	5,485	9,923	8,857
650	MMF Dressing Gowns	543	1,663	1,364	1,672	452	1,667	1,504	2,067
651	MMF Nightwear	5,884	2,906	5,702	2,162	5,093	2,786	5,925	2,575
652	MMF Underwear	636	455	406	613	285	204	156	263
653	MMF Down-filled Coats, MB	.	.	0	54	.	.	0	525
659	Other MMF Apparel	3,245	2,666	2,838	3,404	3,228	2,753	3,751	5,163
666	Other MMF Furnishings	0	0	22	28	0	3	23	24
669	Other MMF Manufactures	0	0	193	0	0	0	28	0
670	MMF Flat Goods, etc.	16	0	192	420	40	2	321	708
810	SLR Fabric	0	0	0	2	0	0	1	51
832	SLR Hosiery	.	.	0	0	.	.	0	1
835	SLR Coats, WGI	0	23	25	79	1	62	76	350
836	SLR Dresses	0	43	38	16	6	117	142	63
838	SLR Knit Shirts	0	0	0	0	6	1	0	1
840	SLR Non-knit Shirts	0	115	22	70	0	494	149	384
842	SLR Skirts	46	252	9	31	283	1,144	37	135

C-71

U.S. general imports from INDONESIA by MFA categories, 1987-90

Category	Description	--1,000 equivalent square meters--				-----1,000 dollars-----			
		1987	1988	1989	1990	1987	1988	1989	1990
844	SLR Suits, WGI	0	5	0	.	0	31	0	.
845	Sweaters, Oth Non-Cot Veg Fibers	1,036	1,649	621	953	1,894	2,648	872	1,590
846	Sweaters, Silk Blends	0	0	0	32	0	0	0	60
847	SLR Trousers	287	2,130	3,329	3,356	1,175	7,808	12,331	13,732
850	SLR Robes	0	0	0	.	0	0	0	.
851	SLR Nightwear	0	0	0	.	1	0	0	.
858	SLR Neckties	0	0	0	0	0	0	1	0
859	Other SLR Apparel	0	1	9	6	19	4	21	20
870	SLR Handbags and Flatgoods	.	.	0	75	.	.	0	96
871	Handbags & Flatgoods, Silk & Veg	0	0	0	1	1	0	2	4
899	Other SLR Manufactures	0	0	0	3	0	0	1	2
Total		281,119	257,343	327,687	310,329	437,391	452,315	639,974	695,672

Source: Compiled from official statistics of the U.S. Department of Commerce.

Note.--A zero (0) indicates less than \$500 or 500 equivalent square meters. Because of rounding, figures may not add up to totals shown.

U.S. general imports from IRELAND by MFA categories, 1987-90

Category	Description	1987 1988 1989 1990				1987 1988 1989 1990			
		--1,000 equivalent square meters--				--1,000 dollars--			
200	Cot or MMF Yarns, Sewing Thread	2	2	12	123	7	3	37	387
201	Cot or MMF Specialty Yarns	2	36	6	25	6	71	10	65
218	Cot or MMF Different Color Yarns	638	0	0	0	1,552	0	4	2
220	Cot or MMF Special Weave Fabric	669	7	1	1	1,508	35	5	20
222	Cot or MMF Knit Fabric	53	6	9	58	93	7	11	29
223	Cot or MMF Non-woven Fabric	0	0	23	24	0	0	8	18
224	Cot or MMF Pile & Tufted Fabric	9	0	0	0	31	0	0	1
226	Cot or MMF Cheesecloth & Batiste	0	0	1	0	0	0	5	0
227	Cot or MMF Oxford Cloth	0	0	0	0	0	0	0	0
229	Cot or MMF Special Purpose Fabri	2,061	1,011	788	1,155	2,853	1,174	871	1,599
237	Playsuits, Sun suits, etc	0	0	5	0	2	0	71	7
239	Cot or MMF Apparel for Infants	0	0	1	1	2	1	16	13
300	Carded Cotton Yarn	213	0	0	0	34	0	0	0
313	Cotton Sheetting	2	0	26	11	28	0	28	35
314	Cotton Poplin & Broadcloth	0	18	6	0	0	11	7	3
315	Cotton Printcloth	117	0	0	0	75	0	0	0
317	Cotton Twills and Sateens	0	0	0	0	3	0	0	0
326	Cotton Sateens	0	2	3	1	0	8	15	3
330	Cotton Handkerchiefs	9	0	0	0	20	1	4	7
331	Cotton Gloves & Mittens	0	0	0	0	0	0	13	3
332	Cotton Hosiery	0	0	2	0	0	1	6	1
333	Cotton Suit-type Coats, MB	11	0	3	1	52	0	18	11
334	Other Cotton Coats, MB	2	2	7	4	59	67	105	71
335	Cotton Coats, WGI	61	92	22	8	411	813	129	172
336	Cotton Dresses	111	93	31	225	1,014	657	258	1,130
338	Cotton Knit Shirts, MB	2	1	39	7	30	25	199	125
339	Cotton Knit Shirts, WGI	23	4	55	329	234	81	812	4,790
340	Cotton Non-knit Shirts, MB	17	17	17	15	121	95	115	100
341	Cotton Non-knit Shirts, WGI	22	13	8	12	192	182	118	109
342	Cotton Skirts	594	103	30	38	3,978	916	310	297
345	Cotton Sweaters	435	584	440	529	2,354	3,006	2,302	2,614
347	Cotton Trousers, MB	31	0	3	12	171	8	15	23
348	Cotton Trousers, WGI	187	66	192	514	1,745	1,278	2,498	3,816
349	Cotton Brassieres, etc.	0	0	0	2	0	0	0	26
350	Cotton Dressing Gowns	8	6	7	81	26	35	17	192
351	Cotton Nightwear	12	9	11	7	71	44	47	33
352	Cotton Underwear	126	33	2,569	1,050	317	162	5,852	2,837
359	Other Cotton Apparel	8	14	16	230	45	93	137	1,906
360	Cotton Pillowcases	1	0	0	1	4	0	2	7
361	Cotton Sheets	0	0	0	14	0	0	0	95
362	Cotton Bedspreads & Quilts	97	27	10	0	437	41	57	0
363	Cotton Pile Towels	169	217	150	172	1,098	1,202	987	1,001
369	Other Cotton Manufactures	491	446	303	355	386	450	340	401
400	Wool Tops & Yarn	57	52	42	32	255	246	225	177
410	Woolen & Worsted Fabric	101	89	76	93	700	774	777	811
414	Other Wool Fabrics	166	203	204	151	1,712	2,495	2,498	1,901
431	Wool Gloves and Mittens	12	0	0	0	41	10	17	20
432	Wool Hosiery	1	0	0	1	15	7	8	20
433	Wool Suit-type Coats, MB	8	5	2	3	131	162	42	69
434	Other Wool Coats, MB	21	8	6	4	435	150	97	146
435	Wool Coats, WGI	261	74	101	170	2,383	1,530	1,998	2,191
436	Wool Dresses	4	3	3	1	52	48	62	10
438	Wool Knit Shirts	2	0	5	4	26	7	123	94

C-73

U.S. general imports from IRELAND by MFA categories, 1987-90

Category	Description	1987 1988 1989 1990				1987 1988 1989 1990			
		--1,000 equivalent square meters--				--1,000 dollars--			
439	Wool Baby Garments	0	0	1	0	0	0	4	2
440	Wool Non-knit Shirts	4	3	2	2	60	68	46	42
442	Wool Skirts	108	17	13	7	1,319	401	330	237
443	Wool Suits, MB	0	0	1	0	5	1	8	5
444	Wool Suits, WGI	1	0	4	1	11	18	105	40
445	Wool Sweaters, MB	506	369	296	194	6,361	4,931	5,184	3,410
446	Wool Sweaters, WGI	202	109	89	57	2,506	2,404	3,114	2,082
447	Wool Trousers, MB	1	0	0	0	13	5	5	1
448	Wool Trousers, WGI	39	21	2	0	517	418	35	15
459	Other Wool Apparel	186	166	97	103	2,762	2,446	1,639	1,860
464	Wool Blankets	16	14	9	7	204	149	167	187
465	Wool Floor Coverings	322	251	966	410	7,947	6,838	9,627	8,154
469	Other Wool Manufactures	11	8	5	3	98	98	28	41
600	Textured Filament Yarns	199	0	0	0	106	0	0	0
604	Synthetic Staple Fiber Yarns	2	0	0	0	0	0	0	1
606	Non-textured Filament Yarns	1,797	8,485	13,069	3,236	166	978	1,594	423
607	Other MMF Staple Yarns	12	9	24	25	8	8	25	32
611	Woven Fabrics of Artificial Stap	161	0	0	48	141	0	0	43
613	MMF Sheeting	0	0	23	0	0	0	23	0
614	MMF Poplin and Broadcloth	.	.	0	2	.	.	0	14
617	MMF Twills and Sateens	.	.	0	156	.	.	0	71
618	Woven Fabrics of C-F MMF Yarns	9	0	0	.	53	0	0	.
619	Woven Polyester Filament Fabrics	2	0	0	.	1	0	0	.
620	Other Woven Filament Fabrics	23	76	287	86	95	343	677	258
621	Impression Fabric	0	0	5	0	5	0	17	0
622	Glass Fiber Fabrics	0	0	0	2	7	0	5	26
625	MMF Poplin & Broadcloth	0	264	523	0	0	209	477	0
626	MMF Printcloth	0	5	0	.	0	5	0	.
627	MMF Sheeting	0	77	207	0	0	59	306	0
629	Other MMF Fabric	41	0	0	0	53	1	0	1
630	MMF Handkerchiefs	0	0	0	0	0	0	0	0
632	MMF Hosiery	9	34	3	27	49	234	12	141
633	MMF Suit-type Coats, MB	0	0	0	0	2	1	6	1
634	Other MMF Coats, MB	0	0	2	17	10	6	13	70
635	MMF Coats, WGI	2	149	4	3	54	1,564	21	26
636	MMF Dresses	13	13	1	1	203	188	17	18
638	MMF Knit Shirts, MB	1	1	1	2	11	10	6	32
639	MMF Knit Shirts, WGI	3	0	2	1	18	4	20	4
640	MMF Non-knit Shirts, MB	1	1	2	2	5	6	24	41
641	MMF Non-knit Shirts, WGI	2	4	6	3	21	54	73	49
642	MMF Skirts	485	337	232	2	2,768	3,756	1,980	25
643	MMF Suits, MB	0	0	0	0	0	1	0	1
644	MMF Suits, WGI	14	6	0	0	109	44	3	1
645	MMF Sweaters, MB	10	17	12	14	44	55	34	90
646	MMF Sweaters, WGI	170	40	31	40	453	129	108	132
647	MMF Trousers, MB	0	1	1	1	5	5	22	21
648	MMF Trousers, WGI	6	95	46	0	53	1,085	520	6
649	MMF Brassieres etc.	0	3	0	0	0	21	5	6
650	MMF Dressing Gowns	1	1	0	1	7	8	6	2
651	MMF Nightwear	0	0	1	0	2	0	2	0
652	MMF Underwear	203	1	0	2	66	2	2	9
659	Other MMF Apparel	31	220	86	37	90	732	284	186
665	MMF Floor Coverings	80	76	129	133	1,225	1,329	1,213	1,638
666	Other MMF Furnishings	18	15	49	13	17	7	48	27

C-74

U.S. general imports from IRELAND by MFA categories, 1987-90

Category	Description	1987	1988	1989	1990	1987	1988	1989	1990
		--1,000 equivalent square meters--				-----1,000 dollars-----			
669	Other MMF Manufactures	0	5	32	22	0	5	13	15
670	MMF Flat Goods, etc.	2	1	1	11	11	4	9	72
800	SLR Yarn	769	431	279	176	814	444	436	284
810	SLR Fabric	158	92	214	802	928	524	988	4,248
831	SLR Gloves	0	0	0	0	2	1	0	0
832	SLR Hosiery	0	0	0	0	0	0	1	0
833	SLR Suit-type Coats, MB	2	1	0	0	34	22	8	1
834	Other SLR Coats, MB	1	0	0	1	15	12	8	19
835	SLR Coats, WGI	5	3	2	2	102	90	70	40
836	SLR Dresses	9	2	4	4	133	24	53	59
838	SLR Knit Shirts	2	1	3	3	105	41	145	113
839	SLR Baby Garments	0	0	1	3	0	0	12	47
840	SLR Non-knit Shirts	24	6	9	10	353	126	222	191
842	SLR Skirts	30	2	1	1	391	84	63	25
843	SLR Suits, MB	0	0	0	0	4	0	0	1
844	SLR Suits, WGI	3	2	0	0	32	42	4	3
845	Sweaters, Oth Non-Cot Veg Fibers	20	39	57	25	223	387	471	256
846	Sweaters, Silk Blends	1	1	2	2	2	14	25	36
847	SLR Trousers	1	1	1	0	37	20	16	2
850	SLR Robes	0	0	0	.	0	0	0	.
851	SLR Nightwear	0	0	0	1	0	0	1	5
852	SLR Underwear	11	2	0	0	32	6	1	0
858	SLR Neckties	1	0	1	1	6	1	6	7
859	Other SLR Apparel	34	36	17	16	172	186	130	134
863	SLR Towels	2	5	10	8	16	20	79	56
870	SLR Handbags and Flatgoods	0	0	0	.	1	0	0	.
871	Handbags & Flatgoods, Silk & Veg	2	0	0	.	29	0	0	.
899	Other SLR Manufactures	120	138	105	142	108	202	485	329
<b>Total</b>		<b>12,703</b>	<b>14,903</b>	<b>22,207</b>	<b>11,337</b>	<b>55,906</b>	<b>46,769</b>	<b>52,354</b>	<b>52,801</b>

G-75

Source: Compiled from official statistics of the U.S. Department of Commerce.

Note.--A zero (0) indicates less than \$500 or 500 equivalent square meters. Because of rounding, figures may not add up to totals shown.

U.S. general imports from ISRAEL by MFA categories, 1987-90

Category	Description	1987	1988	1989	1990	1987	1988	1989	1990
		--1,000 equivalent square meters--				-----1,000 dollars-----			
200	Cot or MMF Yarns, Sewing Thread	670	89	135	82	667	149	218	158
201	Cot or MMF Specialty Yarns	.	.	0	14	.	.	0	4
218	Cot or MMF Different Color Yarns	1	0	53	0	2	0	123	1
219	Cot or MMF Duck Fabric	0	93	0	25	2	70	0	26
220	Cot or MMF Special Weave Fabric	200	2	14	80	437	14	58	237
222	Cot or MMF Knit Fabric	2,923	4,915	8,549	6,680	1,646	2,779	4,058	2,805
223	Cot or MMF Non-woven Fabric	283	7,548	19,546	34,645	47	1,676	4,458	7,748
224	Cot or MMF Pile & Tufted Fabric	43	138	49	34	66	311	42	314
225	Cot or MMF Denim	288	0	498	297	611	0	939	533
229	Cot or MMF Special Purpose Fabri	1,767	740	4,108	4,420	714	208	1,717	1,485
237	Playsuits, Sun suits, etc	546	381	107	69	1,638	1,522	328	434
239	Cot or MMF Apparel for Infants	391	296	1,165	1,652	1,899	1,354	6,611	10,341
300	Carded Cotton Yarn	10,172	2,386	6,824	4,025	3,796	1,025	2,640	1,574
301	Combed Cotton Yarn	211	0	5	0	69	0	2	0
313	Cotton Sheeting	21	7	182	86	38	43	429	206
314	Cotton Poplin & Broadcloth	193	0	1	0	162	0	6	0
315	Cotton Printcloth	109	0	0	25	98	0	0	67
317	Cotton Twills and Sateens	498	124	0	.	504	282	0	.
326	Cotton Sateens	9	130	479	1,458	19	307	702	3,643
332	Cotton Hosiery	84	0	17	128	154	0	116	292
333	Cotton Suit-type Coats, MB	1	1	0	1	10	7	1	9
334	Other Cotton Coats, MB	2	29	73	98	9	108	234	228
335	Cotton Coats, WGI	170	277	224	161	928	1,339	1,300	735
336	Cotton Dresses	260	154	468	370	791	608	1,059	854
338	Cotton Knit Shirts, MB	115	564	618	1,069	710	2,923	3,967	8,614
339	Cotton Knit Shirts, WGI	990	1,106	1,907	2,755	7,434	8,798	18,461	28,921
340	Cotton Non-knit Shirts, MB	209	82	4	34	554	198	24	81
341	Cotton Non-knit Shirts, WGI	853	186	81	351	4,538	1,232	827	1,059
342	Cotton Skirts	514	376	700	617	2,952	2,766	4,532	4,253
345	Cotton Sweaters	1,489	850	190	180	2,968	3,421	970	735
347	Cotton Trousers, MB	73	238	123	184	244	343	782	909
348	Cotton Trousers, WGI	698	917	2,062	3,532	3,076	4,308	13,578	20,438
349	Cotton Brassieres, etc.	0	0	2	15	2	4	19	128
350	Cotton Dressing Gowns	85	94	411	503	180	325	501	1,172
351	Cotton Nightwear	314	314	873	1,076	527	884	1,802	1,900
352	Cotton Underwear	4,371	8,336	8,376	9,217	6,054	11,688	13,233	16,135
359	Other Cotton Apparel	223	191	285	333	911	1,054	885	1,331
360	Cotton Pillowcases	600	336	371	793	1,224	597	701	2,118
361	Cotton Sheets	4,749	2,847	2,560	5,283	6,339	3,513	3,506	8,569
362	Cotton Bedspreads & Quilts	375	408	0	134	856	1,017	46	404
363	Cotton Pile Towels	562	369	477	945	4,460	2,621	3,829	5,047
369	Other Cotton Manufactures	469	850	3,520	2,344	516	850	3,620	2,314
400	Wool Tops & Yarn	0	0	0	46	0	2	2	78
410	Woolen & Worsted Fabric	36	89	254	412	175	451	1,677	2,891
414	Other Wool Fabrics	7	1	0	2	92	101	4	144
432	Wool Hosiery	0	0	3	42	0	0	65	73
433	Wool Suit-type Coats, MB	7	14	7	3	146	342	142	55
434	Other Wool Coats, MB	177	72	109	140	721	381	976	1,114
435	Wool Coats, WGI	195	105	21	27	1,573	930	273	193
436	Wool Dresses	6	0	0	0	27	1	2	1
438	Wool Knit Shirts	0	28	11	13	11	392	222	254
439	Wool Baby Garments	0	0	9	0	6	0	44	2
440	Wool Non-knit Shirts	0	1	0	0	0	31	0	1



## U.S. general imports from ISRAEL by MFA categories, 1987-90

Category	Description	1987	1988	1989	1990	1987	1988	1989	1990
		--1,000 equivalent square meters--				-----1,000 dollars-----			
442	Wool Skirts	73	10	4	2	1,047	167	53	25
443	Wool Suits, MB	58	55	45	13	773	948	987	306
444	Wool Suits, WGI	5	1	5	0	55	59	77	0
445	Wool Sweaters, MB	55	52	58	37	651	709	1,006	652
446	Wool Sweaters, WGI	106	3	3	6	1,474	85	69	168
447	Wool Trousers, MB	10	16	5	5	187	394	144	165
448	Wool Trousers, WGI	45	2	1	0	785	40	11	1
459	Other Wool Apparel	3	16	30	20	7	212	376	169
464	Wool Blankets	4	0	5	0	3	0	7	0
465	Wool Floor Coverings	67	19	17	34	2,708	794	680	539
469	Other Wool Manufactures	0	16	0	.	0	17	0	.
600	Textured Filament Yarns	3,791	5,183	2,659	2,160	2,933	3,994	2,443	2,433
604	Synthetic Staple Fiber Yarns	618	0	270	180	395	0	52	33
606	Non-textured Filament Yarns	12,530	11,272	3,416	1,819	2,926	2,590	725	622
607	Other MMF Staple Yarns	0	0	5	0	0	0	12	1
611	Woven Fabrics of Artificial Stap	3	0	0	151	8	1	0	326
614	MMF Poplin and Broadcloth	0	0	0	.	3	0	0	.
615	MMF Printcloth	1	0	2	0	2	0	1	0
617	MMF Twills and Sateens	0	0	2	0	0	0	2	0
618	Woven Fabrics of C-F MMF Yarns	0	1	0	33	3	1	0	69
619	Woven Polyester Filament Fabrics	69	1	0	0	51	2	0	0
620	Other Woven Filament Fabrics	85	214	797	194	47	62	263	1,969
621	Impression Fabric	0	1	4	0	0	9	7	0
624	MMF Fabric Mixed with Wool	8	1	27	2	27	4	109	7
625	MMF Poplin & Broadcloth	5	0	0	.	11	0	0	.
628	MMF Twills & Sateens	11	0	0	.	24	0	0	.
629	Other MMF Fabric	255	397	641	553	150	267	427	370
631	MMF Gloves	.	.	0	2	.	.	0	4
632	MMF Hosiery	3,718	3,064	2,669	1,988	3,551	3,397	4,094	2,658
633	MMF Suit-type Coats, MB	2	0	0	0	23	0	2	1
634	Other MMF Coats, MB	24	10	196	163	203	64	1,752	1,072
635	MMF Coats, WGI	252	406	266	222	1,091	2,795	2,274	1,942
636	MMF Dresses	185	55	35	24	962	278	135	123
638	MMF Knit Shirts, MB	16	0	32	521	34	0	98	572
639	MMF Knit Shirts, WGI	315	40	40	343	448	421	369	1,199
640	MMF Non-knit Shirts, MB	1	117	0	0	3	252	1	1
641	MMF Non-knit Shirts, WGI	13	107	11	19	134	839	333	601
642	MMF Skirts	106	408	198	366	1,206	3,407	2,233	3,238
643	MMF Suits, MB	0	0	0	0	0	0	11	5
644	MMF Suits, WGI	1	1	2	70	15	16	47	188
645	MMF Sweaters, MB	256	164	207	151	467	309	557	331
646	MMF Sweaters, WGI	410	493	522	457	883	1,053	1,748	1,465
647	MMF Trousers, MB	0	0	7	1	0	0	35	8
648	MMF Trousers, WGI	120	115	293	416	600	1,016	2,937	3,701
649	MMF Brassieres etc.	29	0	0	0	237	6	0	0
650	MMF Dressing Gowns	67	66	49	5	517	658	61	59
651	MMF Nightwear	0	2	0	.	1	4	0	.
652	MMF Underwear	28	0	3	47	11	1	14	77
653	MMF Down-filled Coats, MB	.	.	0	0	.	.	0	2
659	Other MMF Apparel	1,909	1,438	1,865	2,081	14,463	12,262	16,499	17,520
665	MMF Floor Coverings	13	0	0	30	138	0	9	204
666	Other MMF Furnishings	3,447	775	3,232	657	1,500	611	684	776
669	Other MMF Manufactures	3,491	5,753	1,672	41	682	1,290	439	33
670	MMF Flat Goods, etc.	20	43	65	18	39	100	270	110

U.S. general imports from ISRAEL by MFA categories, 1987-90

Category	Description	1987	1988	1989	1990	1987	1988	1989	1990
		--1,000 equivalent square meters--				-----1,000 dollars-----			
810	SLR Fabric	5	0	0	0	31	0	0	0
831	SLR Gloves	4	0	0	.	2	0	0	.
832	SLR Hosiery	.	.	0	1	.	.	0	4
835	SLR Coats, WGI	54	2	9	0	581	19	99	2
836	SLR Dresses	2	0	0	.	23	1	0	.
838	SLR Knit Shirts	0	0	1	0	0	0	7	1
840	SLR Non-knit Shirts	0	1	0	0	2	10	0	5
842	SLR Skirts	0	2	1	0	2	22	14	0
845	Sweaters, Oth Non-Cot Veg Fibers	0	1	0	0	0	8	0	2
847	SLR Trousers	22	1	1	1	333	18	26	33
851	SLR Nightwear	1	0	0	.	2	0	0	.
852	SLR Underwear	7	138	2	0	7	156	9	0
859	Other SLR Apparel	1	0	6	6	1	2	70	13
871	Handbags & Flatgoods, Silk & Veg	0	0	0	.	0	0	0	.
899	Other SLR Manufactures	45	0	129	45	31	1	255	134
<b>Total</b>		<b>68,330</b>	<b>66,143</b>	<b>84,979</b>	<b>97,284</b>	<b>103,091</b>	<b>100,344</b>	<b>142,261</b>	<b>184,570</b>

Source: Compiled from official statistics of the U.S. Department of Commerce.

Note.--A zero (0) indicates less than \$500 or 500 equivalent square meters. Because of rounding, figures may not add up to totals shown.

U.S. general imports from ITALY by MFA categories, 1987-90

Category	Description	1987	1988	1989	1990	1987	1988	1989	1990
		--1,000 equivalent square meters--				-----1,000 dollars-----			
200	Cot or MMF Yarns, Sewing Thread	477	299	356	481	1,109	893	1,203	1,446
201	Cot or MMF Specialty Yarns	213	46	560	646	86	65	269	409
218	Cot or MMF Different Color Yarns	821	505	6,246	5,333	3,734	2,540	16,530	16,487
219	Cot or MMF Duck Fabric	25	6	68	87	51	21	333	530
220	Cot or MMF Special Weave Fabric	11,847	11,298	6,112	5,784	37,129	39,255	26,964	34,061
222	Cot or MMF Knit Fabric	6,828	4,599	6,771	3,312	12,626	9,003	12,337	8,599
223	Cot or MMF Non-woven Fabric	4,336	5,483	10,225	12,501	1,254	2,021	3,772	5,124
224	Cot or MMF Pile & Tufted Fabric	204	148	758	949	1,157	982	1,942	3,058
225	Cot or MMF Denim	636	495	627	25	1,668	1,523	1,083	91
226	Cot or MMF Cheesecloth & Batiste	29	85	108	77	111	391	674	617
227	Cot or MMF Oxford Cloth	39	5	13	11	34	89	40	54
229	Cot or MMF Special Purpose Fabri	35,246	13,370	10,423	9,738	18,824	17,747	12,386	13,734
237	Playsuits, Sunsuits, etc	216	95	27	27	2,783	1,035	374	261
239	Cot or MMF Apparel for Infants	157	145	345	382	973	923	2,795	3,498
300	Carded Cotton Yarn	4,032	2,803	695	483	1,829	1,117	457	575
301	Combed Cotton Yarn	120	64	363	948	155	80	487	1,336
313	Cotton Sheeting	1,034	823	1,877	2,126	3,236	2,934	6,070	6,500
314	Cotton Poplin & Broadcloth	305	230	1,229	507	1,062	1,111	3,753	3,121
315	Cotton Printcloth	1,239	1,568	397	58	3,917	5,313	1,549	592
317	Cotton Twills and Sateens	361	272	191	457	2,120	1,873	1,084	2,096
326	Cotton Sateens	49	173	290	219	438	418	1,050	1,076
330	Cotton Handkerchiefs	17	12	15	12	346	383	284	344
331	Cotton Gloves & Mittens	10	20	13	2	16	46	117	48
332	Cotton Hosiery	278	240	198	292	1,387	1,303	1,287	1,626
333	Cotton Suit-type Coats, MB	114	95	114	113	1,804	1,552	2,736	3,632
334	Other Cotton Coats, MB	471	317	140	163	4,376	4,142	2,954	4,446
335	Cotton Coats, WGI	783	717	452	434	9,693	8,005	6,952	9,486
336	Cotton Dresses	1,461	808	329	509	11,036	7,097	3,796	5,498
338	Cotton Knit Shirts, MB	545	349	340	536	12,032	7,793	10,030	14,774
339	Cotton Knit Shirts, WGI	2,314	1,345	769	740	34,849	21,203	15,922	20,982
340	Cotton Non-knit Shirts, MB	1,976	1,362	1,384	1,070	19,119	17,338	18,213	18,072
341	Cotton Non-knit Shirts, WGI	384	356	228	138	6,654	5,178	5,262	5,459
342	Cotton Skirts	2,529	1,615	1,259	906	24,440	15,813	12,163	11,416
345	Cotton Sweaters	7,942	5,869	5,394	4,349	47,179	37,038	34,365	28,999
347	Cotton Trousers, MB	749	550	478	478	10,163	7,909	8,163	9,343
348	Cotton Trousers, WGI	2,592	1,255	1,475	1,576	24,268	12,078	14,009	18,962
349	Cotton Brassieres, etc.	10	11	4	5	223	257	87	206
350	Cotton Dressing Gowns	107	181	196	163	559	1,043	1,021	840
351	Cotton Nightwear	249	337	195	84	733	854	482	364
352	Cotton Underwear	1,482	1,453	905	804	3,307	2,451	1,386	1,482
353	Cotton Down-filled Coats, MB	1	0	0	0	18	8	3	4
354	Cotton Down-filled Coats, WGI	4	2	3	0	72	51	71	7
359	Other Cotton Apparel	1,089	1,188	1,244	1,082	7,338	9,141	8,326	8,438
360	Cotton Pillowcases	60	105	73	66	802	1,095	1,241	1,564
361	Cotton Sheets	262	345	232	201	1,127	1,522	1,544	1,520
362	Cotton Bedspreads & Quilts	147	68	182	177	701	670	1,274	1,685
363	Cotton Pile Towels	17	10	20	9	288	402	275	351
369	Other Cotton Manufactures	1,207	1,077	3,623	2,549	5,278	5,931	12,350	15,409
400	Wool Tops & Yarn	2,134	987	1,864	1,206	9,255	7,424	9,858	7,561
410	Woolen & Worsted Fabric	7,079	6,914	6,275	5,319	49,091	59,877	57,028	57,466
414	Other Wool Fabrics	544	391	507	459	4,207	3,190	4,376	4,103
431	Wool Gloves and Mittens	22	17	20	17	579	603	421	372
432	Wool Hosiery	36	34	38	30	684	597	586	659

C-79

U.S. general imports from ITALY by MFA categories, 1987-90

Category	Description	1987	1988	1989	1990	1987	1988	1989	1990
		--1,000 equivalent square meters--				--1,000 dollars--			
433	Wool Suit-type Coats, MB	1,199	1,099	571	537	53,995	56,255	29,290	29,081
434	Other Wool Coats, MB	541	351	401	319	13,095	10,826	10,349	11,030
435	Wool Coats, WGI	1,344	1,188	1,346	1,208	29,858	38,616	37,075	37,602
436	Wool Dresses	800	495	308	257	12,854	10,305	8,649	7,580
438	Wool Knit Shirts	321	191	765	859	6,263	4,495	11,559	17,634
439	Wool Baby Garments	0	0	24	42	0	0	309	533
440	Wool Non-knit Shirts	109	150	74	53	2,849	2,306	2,080	1,586
442	Wool Skirts	1,296	889	513	445	28,284	24,996	13,497	12,697
443	Wool Suits, MB	1,750	1,702	2,079	1,813	51,859	67,134	100,413	96,962
444	Wool Suits, WGI	98	34	199	171	2,517	1,822	13,028	14,003
445	Wool Sweaters, MB	2,746	2,394	2,879	2,397	41,692	41,991	43,858	40,167
446	Wool Sweaters, WGI	2,745	2,584	1,713	1,198	61,903	58,641	43,589	36,973
447	Wool Trousers, MB	1,546	1,857	1,054	873	59,092	65,568	30,606	29,321
448	Wool Trousers, WGI	788	670	492	376	11,931	13,644	14,018	12,678
459	Other Wool Apparel	852	727	748	426	16,274	18,415	17,596	13,141
464	Wool Blankets	18	41	18	15	228	393	328	386
465	Wool Floor Coverings	32	25	37	43	1,609	935	1,168	1,753
469	Other Wool Manufactures	156	140	56	5	1,146	1,103	100	66
600	Textured Filament Yarns	23,622	20,793	17,197	10,715	8,366	8,377	6,867	5,043
603	Artificial Staple Fiber Yarns	62	0	14	56	57	0	46	137
604	Synthetic Staple Fiber Yarns	33,356	7,877	20,046	4,822	16,411	4,718	9,634	2,606
606	Non-textured Filament Yarns	45,825	30,588	12,504	9,140	7,598	5,550	2,807	3,394
607	Other MMF Staple Yarns	77	120	328	866	197	357	430	882
611	Woven Fabrics of Artificial Stap	4,132	7,012	6,698	7,828	12,350	22,237	22,700	27,660
613	MMF Sheeting	480	358	402	862	1,373	1,203	664	782
614	MMF Poplin and Broadcloth	271	197	339	441	1,086	577	1,126	1,793
615	MMF Printcloth	86	194	82	129	205	106	231	399
617	MMF Twills and Sateens	360	205	938	696	874	779	1,979	1,869
618	Woven Fabrics of C-F MMF Yarns	769	1,389	1,299	1,379	2,895	5,250	6,323	6,775
619	Woven Polyester Filament Fabrics	3,148	2,642	2,310	4,635	4,190	3,402	4,522	5,417
620	Other Woven Filament Fabrics	2,039	1,833	5,601	8,543	5,185	5,413	7,264	7,187
621	Impression Fabric	278	502	18	26	551	921	50	22
622	Glass Fiber Fabrics	35	49	16	8	39	39	21	12
624	MMF Fabric Mixed with Wool	33,545	35,656	28,232	14,923	65,579	74,320	58,268	34,131
625	MMF Poplin & Broadcloth	550	325	269	428	1,540	1,057	886	1,112
626	MMF Printcloth	101	330	84	83	152	259	290	250
627	MMF Sheeting	1,354	927	84	92	2,667	2,477	475	619
628	MMF Twills & Sateens	447	302	466	251	1,411	832	1,538	707
629	Other MMF Fabric	6,834	6,889	3,549	2,281	19,857	22,310	12,038	9,088
630	MMF Handkerchiefs	12	12	22	3	87	123	219	39
631	MMF Gloves	20	9	20	7	117	154	198	117
632	MMF Hosiery	423	292	153	202	1,362	1,295	1,033	1,254
633	MMF Suit-type Coats, MB	44	29	77	80	649	703	1,670	2,277
634	Other MMF Coats, MB	615	199	234	407	3,421	3,070	2,750	3,582
635	MMF Coats, WGI	339	738	354	683	4,933	6,090	6,125	13,222
636	MMF Dresses	507	329	494	310	4,594	4,365	5,483	5,787
638	MMF Knit Shirts, MB	91	60	125	33	872	690	1,017	515
639	MMF Knit Shirts, WGI	91	62	99	158	1,512	898	1,462	3,106
640	MMF Non-knit Shirts, MB	155	209	242	485	1,818	2,946	3,913	6,830
641	MMF Non-knit Shirts, WGI	374	105	134	170	4,936	2,860	4,757	6,171
642	MMF Skirts	845	470	580	995	8,832	6,869	8,495	13,532
643	MMF Suits, MB	79	38	45	52	1,150	896	1,093	1,354
644	MMF Suits, WGI	34	11	40	59	422	257	2,148	4,134
645	MMF Sweaters, MB	1,878	1,137	606	647	6,147	5,015	2,437	2,378

U.S. general imports from ITALY by MFA categories, 1987-90

Category	Description	--1,000 equivalent square meters--				--1,000 dollars--			
		1987	1988	1989	1990	1987	1988	1989	1990
646	MMF Sweaters, WGI	1,079	607	665	428	4,585	2,891	3,981	3,578
647	MMF Trousers, MB	382	366	321	274	4,916	4,992	4,991	5,219
648	MMF Trousers, WGI	320	308	238	246	4,037	4,495	5,325	6,510
649	MMF Brassieres etc.	14	12	12	38	187	515	693	1,169
650	MMF Dressing Gowns	11	20	73	92	88	89	267	382
651	MMF Nightwear	62	20	84	39	110	101	184	275
652	MMF Underwear	217	180	166	152	396	1,216	850	1,454
653	MMF Down-filled Coats, MB	0	1	2	0	11	51	58	7
654	MMF Down-filled Coats, WGI	4	8	9	2	96	139	146	65
659	Other MMF Apparel	7,087	20,613	21,666	8,299	23,689	63,383	77,253	35,193
665	MMF Floor Coverings	381	293	3,377	1,576	3,298	2,462	4,198	2,383
666	Other MMF Furnishings	8,683	5,075	2,989	1,606	8,115	4,985	3,967	2,413
669	Other MMF Manufactures	13,387	6,048	551	412	2,946	2,852	807	939
670	MMF Flat Goods, etc.	284	430	390	410	3,048	9,343	11,063	12,515
800	SLR Yarn	39	125	40	30	90	86	129	44
810	SLR Fabric	2,861	2,221	3,808	1,835	18,200	14,623	15,689	16,086
831	SLR Gloves	0	0	0	0	5	3	9	12
832	SLR Hosiery	10	13	4	1	38	72	51	10
833	SLR Suit-type Coats, MB	146	170	88	107	5,221	4,386	3,536	4,606
834	Other SLR Coats, MB	75	93	18	10	2,178	2,912	515	295
835	SLR Coats, WGI	214	225	187	314	4,656	5,064	5,085	6,892
836	SLR Dresses	105	145	86	59	3,693	3,003	2,321	1,962
838	SLR Knit Shirts	12	13	23	47	623	688	1,018	1,172
839	SLR Baby Garments	0	0	0	0	0	0	2	1
840	SLR Non-knit Shirts	394	467	567	382	11,097	10,903	10,858	11,171
842	SLR Skirts	105	104	66	103	3,273	2,780	2,201	2,704
843	SLR Suits, MB	297	159	62	54	7,347	6,440	2,544	2,223
844	SLR Suits, WGI	50	13	29	41	1,870	980	1,506	2,293
845	Sweaters, Oth Non-Cot Veg Fibers	118	125	137	94	1,648	1,777	1,496	1,222
846	Sweaters, Silk Blends	18	18	7	7	524	407	152	274
847	SLR Trousers	419	338	282	322	11,253	9,790	8,072	8,502
850	SLR Robes	11	8	4	1	226	176	86	18
851	SLR Nightwear	8	5	2	1	143	134	30	24
852	SLR Underwear	47	9	5	1	249	61	89	55
858	SLR Neckties	374	253	94	108	7,106	5,143	2,359	3,950
859	Other SLR Apparel	420	277	380	260	5,193	3,179	2,487	2,455
863	SLR Towels	5	10	4	4	82	97	69	101
870	SLR Handbags and Flatgoods	11	4	75	49	78	17	619	558
871	Handbags & Flatgoods, Silk & Veg	162	92	137	103	2,213	1,555	2,111	1,628
899	Other SLR Manufactures	344	553	243	186	603	943	841	960
Total		322,204	246,384	229,513	168,872	1,117,938	1,117,926	1,067,863	1,037,078

Source: Compiled from official statistics of the U.S. Department of Commerce.

Note.--A zero (0) indicates less than \$500 or 500 equivalent square meters. Because of rounding, figures may not add up to totals shown.

U.S. general imports from JAMAICA by MFA categories, 1987-90

Cate- gory	Description	1987	1988	1989	1990	1987	1988	1989	1990
		--1,000 equivalent square meters--				--1,000 dollars--			
229	Cot or MMF Special Purpose Fabri	15	69	229	800	81	368	474	845
237	Playsuits, Sun suits, etc	398	225	57	51	491	265	95	93
239	Cot or MMF Apparel for Infants	89	172	3,316	2,484	117	245	6,145	5,287
300	Carded Cotton Yarn	0	0	85	1,650	0	0	31	544
301	Combed Cotton Yarn	0	0	15	0	0	0	7	0
313	Cotton Sheeting	0	0	1	0	0	0	1	0
314	Cotton Poplin & Broadcloth	0	0	357	0	0	0	166	0
315	Cotton Printcloth	1	0	0	0	4	0	0	0
317	Cotton Twills and Sateens	0	0	0	72	0	2	0	44
331	Cotton Gloves & Mittens	737	678	418	412	343	430	389	646
334	Other Cotton Coats, MB	51	87	86	5	186	196	247	7
335	Cotton Coats, WGI	41	233	73	32	86	785	195	86
336	Cotton Dresses	152	805	669	400	278	1,482	806	621
338	Cotton Knit Shirts, MB	3,516	4,277	1,438	1,844	22,838	27,017	13,970	15,781
339	Cotton Knit Shirts, WGI	4,882	3,557	1,322	1,719	21,571	20,347	11,347	17,754
340	Cotton Non-knit Shirts, MB	4,829	5,134	2,701	3,537	10,304	14,176	6,346	9,704
341	Cotton Non-knit Shirts, WGI	4,913	3,021	2,262	880	19,515	11,536	8,018	3,296
342	Cotton Skirts	1,572	1,123	134	140	4,204	4,726	603	584
345	Cotton Sweaters	2,265	2,298	2,488	2,067	6,602	7,207	8,116	7,126
347	Cotton Trousers, MB	8,054	8,324	5,457	5,426	27,757	28,658	20,675	19,074
348	Cotton Trousers, WGI	6,129	8,655	10,806	6,103	13,857	22,275	29,307	20,999
349	Cotton Brassieres, etc.	7	56	167	171	29	178	573	582
350	Cotton Dressing Gowns	339	304	662	1,470	330	273	527	1,280
351	Cotton Nightwear	408	641	0	654	504	626	0	374
352	Cotton Underwear	6,312	12,777	17,998	22,404	4,602	14,439	24,215	33,619
359	Other Cotton Apparel	262	228	1,163	1,208	532	345	1,632	1,730
360	Cotton Pillowcases	0	0	0	0	0	0	0	0
361	Cotton Sheets	1	0	0	0	1	0	0	0
362	Cotton Bedspreads & Quilts	243	1,342	518	31	877	4,286	1,786	211
369	Other Cotton Manufactures	1	77	47	30	2	177	108	68
433	Wool Suit-type Coats, MB	0	0	0	0	1	0	0	0
434	Other Wool Coats, MB	0	6	16	0	0	16	165	0
435	Wool Coats, WGI	120	47	0	139	636	390	1	439
436	Wool Dresses	10	31	0	0	40	107	0	0
438	Wool Knit Shirts	1	0	7	0	8	0	78	0
442	Wool Skirts	49	43	1	0	341	604	5	0
443	Wool Suits, MB	0	0	0	0	1	0	0	0
444	Wool Suits, WGI	0	48	0	0	0	363	0	0
445	Wool Sweaters, MB	278	91	49	1	1,663	603	467	7
446	Wool Sweaters, WGI	144	89	130	5	952	676	928	26
447	Wool Trousers, MB	119	116	107	62	1,116	1,043	1,057	684
448	Wool Trousers, WGI	0	0	0	0	1	0	0	0
459	Other Wool Apparel	0	0	1	1	1	0	5	4
620	Other Woven Filament Fabrics	0	0	5	0	0	0	25	0
632	MMF Hosiery	8,267	10,752	10,416	8,247	9,966	12,723	12,169	9,991
633	MMF Suit-type Coats, MB	0	0	0	3	0	0	0	6
634	Other MMF Coats, MB	320	911	1,017	2,395	330	1,182	2,408	5,923
635	MMF Coats, WGI	450	375	589	420	642	286	821	993
636	MMF Dresses	1,607	1,209	1,062	567	3,386	2,687	2,588	2,335
638	MMF Knit Shirts, MB	279	294	1,589	665	581	523	1,819	1,063
639	MMF Knit Shirts, WGI	61	267	12,047	10,225	181	310	25,042	29,016
640	MMF Non-knit Shirts, MB	864	311	14	76	838	260	25	143
641	MMF Non-knit Shirts, WGI	430	233	374	387	1,480	760	1,756	1,845

U.S. general imports from JAMAICA by MFA categories, 1987-90

Category	Description	--1,000 equivalent square meters--				--1,000 dollars--			
		1987	1988	1989	1990	1987	1988	1989	1990
642	MMF Skirts	285	341	412	260	1,007	967	1,890	1,070
644	MMF Suits, WGI	0	19	14	0	0	116	162	0
645	MMF Sweaters, MB	366	440	482	885	538	791	879	1,498
646	MMF Sweaters, WGI	238	484	184	117	332	968	368	213
647	MMF Trousers, MB	1,573	2,439	2,444	2,269	5,406	6,782	8,902	8,408
648	MMF Trousers, WGI	361	647	3,779	5,576	679	1,229	8,911	14,924
649	MMF Brassieres etc.	2,931	3,157	3,087	3,125	13,768	14,422	15,422	15,248
650	MMF Dressing Gowns	734	1,449	837	358	629	1,099	701	412
651	MMF Nightwear	2,249	2,402	5,981	2,637	910	1,478	4,352	1,445
652	MMF Underwear	1,616	926	1,945	1,275	940	626	1,162	803
653	MMF Down-filled Coats, MB	.	.	0	22	.	.	0	124
659	Other MMF Apparel	521	81	482	207	786	131	733	366
666	Other MMF Furnishings	.	.	0	1	.	.	0	1
669	Other MMF Manufactures	156	379	20	950	224	654	36	267
670	MMF Flat Goods, etc.	13	285	350	395	36	486	633	696
840	SLR Non-knit Shirts	0	0	0	0	1	0	0	0
842	SLR Skirts	18	6	0	0	83	12	0	0
845	Sweaters, Oth Non-Cot Veg Fibers	67	290	109	0	152	508	198	0
847	SLR Trousers	.	.	0	6	.	.	0	16
858	SLR Neckties	0	0	0	.	0	0	0	4
859	Other SLR Apparel	19	0	0	5	38	0	0	0
870	SLR Handbags and Flatgoods	0	0	40	35	0	0	47	51
<b>Total</b>		<b>69,364</b>	<b>82,249</b>	<b>100,061</b>	<b>94,907</b>	<b>182,801</b>	<b>212,844</b>	<b>229,533</b>	<b>238,375</b>

Source: Compiled from official statistics of the U.S. Department of Commerce.

Note.--A zero (0) indicates less than \$500 or 500 equivalent square meters. Because of rounding, figures may not add up to totals shown.

U.S. general imports from JAPAN by MFA categories, 1987-90

Category	Description	1987	1988	1989	1990	1987	1988	1989	1990
		-1,000 equivalent square meters-				-1,000 dollars-			
200	Cot or MMF Yarns, Sewing Thread	391	211	169	117	978	578	499	497
201	Cot or MMF Specialty Yarns	4,810	2,757	2,911	5,461	3,594	3,738	5,791	9,036
218	Cot or MMF Different Color Yarns	23,386	14,150	17,091	21,288	46,076	39,160	41,406	42,928
219	Cot or MMF Duck Fabric	93	72	108	77	250	159	316	209
220	Cot or MMF Special Weave Fabric	7,047	4,366	2,921	1,747	16,873	13,158	6,961	4,608
222	Cot or MMF Knit Fabric	6,184	2,984	2,215	1,537	7,301	4,054	3,851	2,535
223	Cot or MMF Non-woven Fabric	13,757	7,133	26,606	23,545	23,572	11,683	43,422	42,765
224	Cot or MMF Pile & Tufted Fabric	2,918	2,183	2,039	1,740	8,420	6,891	7,591	7,741
225	Cot or MMF Denim	149	1	6	64	435	5	21	189
226	Cot or MMF Cheesecloth & Batiste	1,522	822	678	807	3,061	2,015	1,816	1,841
227	Cot or MMF Oxford Cloth	6,323	3,824	2,633	3,757	14,231	11,118	7,498	8,229
229	Cot or MMF Special Purpose Fabri	30,042	37,598	24,219	22,468	33,432	52,625	29,409	28,479
237	Playsuits, Sun suits, etc	1,622	925	277	73	2,586	1,845	464	154
239	Cot or MMF Apparel for Infants	1,539	1,253	1,445	1,037	4,454	4,061	6,298	5,138
300	Carded Cotton Yarn	939	121	463	621	648	184	301	550
301	Combed Cotton Yarn	685	1,550	319	347	784	1,665	418	425
313	Cotton Sheeting	3,655	2,581	4,721	4,946	5,765	4,317	8,497	9,210
314	Cotton Poplin & Broadcloth	19,595	11,924	9,898	7,494	35,411	24,795	20,304	15,382
315	Cotton Printcloth	5,985	3,482	4,828	5,095	8,767	5,933	8,080	8,654
317	Cotton Twills and Sateens	3,388	2,067	2,506	2,350	7,590	5,819	5,519	5,776
326	Cotton Sateens	5,499	5,230	6,795	5,911	11,533	12,462	16,516	14,252
330	Cotton Handkerchiefs	133	67	40	41	552	396	292	264
331	Cotton Gloves & Mittens	2,872	1,596	864	622	2,200	1,394	869	595
332	Cotton Hosiery	248	377	736	687	1,520	3,020	6,531	5,912
333	Cotton Suit-type Coats, MB	156	25	4	4	1,655	329	97	136
334	Other Cotton Coats, MB	432	85	39	29	3,794	1,348	808	365
335	Cotton Coats, WGI	1,378	522	161	49	8,532	3,927	2,373	1,232
336	Cotton Dresses	258	129	91	10	1,803	944	627	70
338	Cotton Knit Shirts, MB	1,603	747	396	272	13,918	10,818	7,085	4,863
339	Cotton Knit Shirts, WGI	2,881	1,620	610	415	22,978	12,402	7,805	5,641
340	Cotton Non-knit Shirts, MB	257	148	181	91	2,219	1,488	1,767	1,197
341	Cotton Non-knit Shirts, WGI	382	121	47	15	2,766	1,437	744	327
342	Cotton Skirts	2,666	1,467	805	305	18,994	11,751	7,910	3,016
345	Cotton Sweaters	266	33	23	16	1,144	318	252	188
347	Cotton Trousers, MB	1,484	853	722	423	12,870	6,992	4,442	6,159
348	Cotton Trousers, WGI	15,720	7,702	3,885	2,171	71,613	36,328	18,576	16,282
349	Cotton Brassieres, etc.	7	0	1	0	40	9	15	5
350	Cotton Dressing Gowns	346	373	291	269	1,002	1,156	866	736
351	Cotton Nightwear	196	12	23	4	200	54	90	28
352	Cotton Underwear	595	389	174	130	2,141	1,755	825	681
359	Other Cotton Apparel	1,075	749	759	539	4,359	4,684	5,601	2,534
360	Cotton Pillowcases	13	9	1	2	220	35	15	12
361	Cotton Sheets	23	40	9	5	49	95	28	6
362	Cotton Bedspreads & Quilts	150	442	56	72	1,314	6,642	865	1,202
363	Cotton Pile Towels	224	119	63	32	1,130	617	153	193
369	Other Cotton Manufactures	983	369	220	435	1,277	697	479	967
400	Wool Tops & Yarn	509	278	267	332	1,792	1,730	1,472	1,514
410	Woolen & Worsted Fabric	5,281	3,525	2,190	2,415	35,164	30,767	19,613	18,705
414	Other Wool Fabrics	123	259	228	280	969	2,489	2,191	2,431
431	Wool Gloves and Mittens	88	55	64	56	890	629	806	880
432	Wool Hosiery	185	151	26	15	2,419	2,247	396	297
433	Wool Suit-type Coats, MB	43	42	29	16	1,484	1,516	1,403	963
434	Other Wool Coats, MB	26	10	4	7	639	314	115	247



U.S. general imports from JAPAN by MFA categories, 1987-90

Category	Description	1987 1988 1989 1990				1987 1988 1989 1990			
		--1,000 equivalent square meters--				-----1,000 dollars-----			
435	Wool Coats, WGI	1,054	285	242	256	9,672	4,135	4,090	4,234
436	Wool Dresses	17	11	5	69	339	230	113	1,303
438	Wool Knit Shirts	7	10	9	6	160	285	296	200
439	Wool Baby Garments	0	0	29	54	0	0	302	546
440	Wool Non-knit Shirts	6	2	2	1	110	74	69	30
442	Wool Skirts	329	113	73	110	5,757	2,182	1,581	2,397
443	Wool Suits, MB	138	203	145	49	4,081	6,256	5,139	1,888
444	Wool Suits, WGI	269	146	70	23	2,674	1,857	1,151	493
445	Wool Sweaters, MB	21	6	11	4	564	224	409	184
446	Wool Sweaters, WGI	24	6	7	3	558	358	334	149
447	Wool Trousers, MB	41	21	9	13	1,041	1,084	554	768
448	Wool Trousers, WGI	215	108	79	116	3,320	2,726	2,305	3,075
459	Other Wool Apparel	586	746	463	137	9,361	17,061	11,389	3,254
464	Wool Blankets	0	0	1	2	2	2	7	21
465	Wool Floor Coverings	94	53	40	17	2,460	1,326	1,234	616
469	Other Wool Manufactures	50	69	9	2	335	432	8	81
600	Textured Filament Yarns	3,466	58	133	561	2,441	145	191	516
603	Artificial Staple Fiber Yarns	1,487	1,430	1,310	181	1,516	1,547	1,539	219
604	Synthetic Staple Fiber Yarns	14,538	5,386	1,812	1,578	9,415	4,254	1,672	1,431
606	Non-textured Filament Yarns	49,996	38,849	37,256	22,832	10,011	9,831	12,250	8,450
607	Other MMF Staple Yarns	4,204	1,705	988	33	6,434	4,051	784	32
611	Woven Fabrics of Artificial Stap	16,037	8,723	10,176	9,581	27,802	18,357	23,785	23,282
613	MMF Sheeting	312	329	391	302	700	804	1,154	1,008
614	MMF Poplin and Broadcloth	3,170	1,400	616	660	5,058	3,131	1,191	1,568
615	MMF Printcloth	173	119	329	407	267	200	727	860
617	MMF Twills and Sateens	877	389	594	679	1,984	1,231	1,918	1,753
618	Woven Fabrics of C-F MMF Yarns	9,527	9,176	12,053	11,406	13,027	12,282	20,148	23,270
619	Woven Polyester Filament Fabrics	111,873	94,698	100,861	82,708	161,766	144,042	149,107	119,941
620	Other Woven Filament Fabrics	22,313	15,978	14,819	13,277	37,867	25,831	18,237	18,919
621	Impression Fabric	5,748	1,954	1,992	2,371	8,712	5,059	3,721	5,606
622	Glass Fiber Fabrics	2,112	805	1,114	1,376	2,641	1,115	1,761	3,203
624	MMF Fabric Mixed with Wool	2,437	1,201	967	1,282	10,073	5,353	3,940	4,584
625	MMF Poplin & Broadcloth	5,710	6,795	6,286	8,785	11,405	15,018	13,285	17,863
626	MMF Printcloth	402	233	98	13	711	715	204	31
627	MMF Sheeting	119	121	139	65	258	402	372	152
628	MMF Twills & Sateens	1,426	465	715	352	1,945	1,342	2,250	1,313
629	Other MMF Fabric	3,969	1,490	2,511	638	7,903	3,955	6,400	2,116
630	MMF Handkerchiefs	25	8	11	9	134	68	88	41
631	MMF Gloves	1,743	1,828	1,432	1,211	4,170	4,871	3,499	2,940
632	MMF Hosiery	558	537	610	634	965	1,190	1,312	1,474
633	MMF Suit-type Coats, MB	7	8	5	6	114	95	274	164
634	Other MMF Coats, MB	453	322	115	98	3,907	4,381	2,224	1,831
635	MMF Coats, WGI	1,353	872	301	225	8,903	6,384	2,990	2,739
636	MMF Dresses	252	137	25	8	1,296	876	131	226
638	MMF Knit Shirts, MB	151	8	99	40	577	101	179	422
639	MMF Knit Shirts, WGI	37	13	72	13	269	170	348	245
640	MMF Non-knit Shirts, MB	55	100	55	42	426	507	581	613
641	MMF Non-knit Shirts, WGI	1,128	370	125	36	7,700	2,567	1,248	680
642	MMF Skirts	2,632	1,313	799	231	21,905	11,039	6,290	2,341
643	MMF Suits, MB	25	0	1	0	99	6	11	7
644	MMF Suits, WGI	711	179	33	46	2,301	1,564	431	499
645	MMF Sweaters, MB	742	542	209	94	875	558	273	109
646	MMF Sweaters, WGI	2,429	988	239	72	2,512	925	264	127
647	MMF Trousers, MB	652	351	237	72	5,064	3,986	2,645	1,777

C-85

U.S. general imports from JAPAN by MFA categories, 1987-90

Category	Description	1987	1988	1989	1990	1987	1988	1989	1990
		--1,000 equivalent square meters--				-----1,000 dollars-----			
648	MMF Trousers, WGI	1,750	1,143	316	245	8,761	6,990	2,322	1,814
649	MMF Brassieres etc.	29	14	1	9	188	181	33	210
650	MMF Dressing Gowns	195	244	18	38	689	519	123	204
651	MMF Nightwear	38	19	3	0	73	63	9	0
652	MMF Underwear	125	7	15	6	507	58	102	56
653	MMF Down-filled Coats, MB	0	0	0	0	1	1	5	2
654	MMF Down-filled Coats, WGI	0	0	0	0	0	0	0	2
659	Other MMF Apparel	16,661	15,179	17,275	8,546	24,121	26,089	32,515	18,248
665	MMF Floor Coverings	1,903	1,361	1,542	825	16,037	11,717	12,298	7,819
666	Other MMF Furnishings	6,735	5,956	7,460	5,365	4,003	6,070	4,831	3,784
669	Other MMF Manufactures	6,312	3,712	869	876	8,999	5,428	1,308	907
670	MMF Flat Goods, etc.	280	143	55	113	2,588	1,153	386	968
800	SLR Yarn	9	20	18	6	9	13	16	17
810	SLR Fabric	1,224	572	348	344	3,813	2,087	1,581	1,229
831	SLR Gloves	19	0	2	1	25	1	4	3
832	SLR Hosiery	3	0	0	.	15	1	0	.
833	SLR Suit-type Coats, MB	10	6	10	3	264	148	356	114
834	Other SLR Coats, MB	20	2	0	0	342	33	6	12
835	SLR Coats, WGI	82	15	26	27	633	158	469	605
836	SLR Dresses	14	7	6	1	100	61	107	18
838	SLR Knit Shirts	0	2	1	0	16	62	47	1
840	SLR Non-knit Shirts	12	4	4	6	199	124	115	116
842	SLR Skirts	50	9	16	8	706	67	216	215
843	SLR Suits, MB	4	3	0	0	131	91	9	12
844	SLR Suits, WGI	22	6	3	0	326	94	69	25
845	Sweaters, Oth Non-Cot Veg Fibers	237	36	38	4	1,001	221	350	19
846	Sweaters, Silk Blends	654	369	309	72	2,623	1,723	1,826	299
847	SLR Trousers	53	50	12	28	565	333	315	525
850	SLR Robes	48	6	2	2	69	13	4	12
851	SLR Nightwear	5	0	0	0	4	0	3	0
852	SLR Underwear	0	0	0	0	1	1	2	0
858	SLR Neckties	2	2	6	9	76	112	339	529
859	Other SLR Apparel	293	188	29	13	2,224	1,209	568	104
863	SLR Towels	1	0	3	3	2	1	8	4
870	SLR Handbags and Flatgoods	2	20	8	4	35	15	37	36
871	Handbags & Flatgoods, Silk & Veg	1	1	0	0	9	5	0	3
899	Other SLR Manufactures	6,618	2,271	112	171	750	715	339	519
Total		499,239	359,576	355,083	299,750	960,896	756,344	687,213	596,269

Source: Compiled from official statistics of the U.S. Department of Commerce.

Note.--A zero (0) indicates less than \$500 or 500 equivalent square meters. Because of rounding, figures may not add up to totals shown.

U.S. general imports from KOREA by MFA categories, 1987-90

Category	Description	1987	1988	1989	1990	1987	1988	1989	1990
		--1,000 equivalent square meters--				-----1,000 dollars-----			
200	Cot or MMF Yarns, Sewing Thread	1,975	1,589	2,087	2,961	2,387	2,107	2,246	3,409
201	Cot or MMF Specialty Yarns	6,151	4,649	7,189	7,083	1,886	1,479	2,356	4,110
218	Cot or MMF Different Color Yarns	6,329	3,691	3,586	2,224	6,260	4,164	5,240	3,272
219	Cot or MMF Duck Fabric	6,538	4,150	1,908	2,233	3,762	2,926	1,048	1,310
220	Cot or MMF Special Weave Fabric	2,667	2,009	2,590	1,674	4,545	2,713	2,886	2,694
222	Cot or MMF Knit Fabric	4,389	4,356	10,044	14,248	2,605	3,017	9,621	12,798
223	Cot or MMF Non-woven Fabric	61	63	140	72	58	50	33	38
224	Cot or MMF Pile & Tufted Fabric	2,446	1,190	2,716	5,847	6,514	4,089	9,494	21,571
225	Cot or MMF Denim	294	0	0	.	607	0	0	.
226	Cot or MMF Cheesecloth & Batiste	1,010	329	721	591	659	160	349	549
227	Cot or MMF Oxford Cloth	123	29	177	0	197	78	325	0
229	Cot or MMF Special Purpose Fabri	25,219	22,489	21,048	18,664	14,465	17,604	15,137	14,742
237	Playsuits, Sun suits, etc	797	800	444	238	1,952	2,581	1,222	819
239	Cot or MMF Apparel for Infants	1,050	1,083	3,110	4,446	2,542	3,230	11,291	19,254
300	Carded Cotton Yarn	224	0	1,299	3,400	94	0	442	1,206
301	Combed Cotton Yarn	16,849	21,596	19,819	17,374	6,622	8,964	8,037	6,820
313	Cotton Sheeting	40,367	27,840	29,496	23,837	27,303	18,027	19,444	16,737
314	Cotton Poplin & Broadcloth	15,041	13,915	16,219	17,396	8,243	8,038	10,681	11,005
315	Cotton Printcloth	18,255	3,570	7,986	15,258	11,045	2,536	6,440	12,628
317	Cotton Twills and Sateens	13,068	10,852	11,176	11,662	10,122	9,426	8,865	9,135
326	Cotton Sateens	771	1,765	2,478	1,830	1,247	2,881	4,482	2,874
330	Cotton Handkerchiefs	206	42	12	8	379	126	23	51
331	Cotton Gloves & Mittens	806	696	240	209	817	933	570	569
332	Cotton Hosiery	1,788	2,744	2,950	4,102	3,936	5,858	9,964	14,062
333	Cotton Suit-type Coats, MB	475	390	306	285	4,312	4,080	3,382	2,929
334	Other Cotton Coats, MB	1,947	1,931	2,696	2,260	13,449	17,028	23,863	22,296
335	Cotton Coats, WGI	3,071	2,313	2,763	3,496	21,538	18,793	24,029	30,497
336	Cotton Dresses	1,695	1,304	1,564	1,510	10,437	8,031	10,027	9,899
338	Cotton Knit Shirts, MB	3,624	2,670	3,879	2,871	48,034	37,538	52,743	45,739
339	Cotton Knit Shirts, WGI	1,354	1,197	2,270	2,820	17,409	17,097	33,476	46,469
340	Cotton Non-knit Shirts, MB	4,887	5,127	6,773	9,165	19,013	23,163	28,017	34,402
341	Cotton Non-knit Shirts, WGI	1,752	1,063	2,232	1,341	15,239	9,555	18,309	11,354
342	Cotton Skirts	1,285	808	877	933	10,881	7,655	8,671	8,912
345	Cotton Sweaters	1,997	2,319	3,122	2,861	10,026	14,341	19,186	20,353
347	Cotton Trousers, MB	2,511	2,292	2,688	2,311	17,784	18,311	19,742	18,288
348	Cotton Trousers, WGI	2,633	1,886	3,493	3,076	18,013	15,234	26,484	24,914
349	Cotton Brassieres, etc.	22	4	1	4	97	24	8	30
350	Cotton Dressing Gowns	252	118	204	216	773	377	909	772
351	Cotton Nightwear	4,108	4,269	4,227	5,666	6,523	8,633	10,142	12,377
352	Cotton Underwear	1,148	1,135	1,141	1,323	1,449	1,769	1,925	2,296
353	Cotton Down-filled Coats, MB	1,152	1,165	1,128	767	9,916	11,898	13,909	10,761
354	Cotton Down-filled Coats, WGI	1,991	849	1,040	725	16,322	8,343	12,866	10,581
359	Other Cotton Apparel	34,256	31,718	28,181	25,340	51,543	52,302	54,712	48,762
360	Cotton Pillowcases	40	1	1	1	132	1	3	16
361	Cotton Sheets	2	1	6	0	3	1	9	3
362	Cotton Bedspreads & Quilts	6	4	4	17	23	72	43	108
363	Cotton Pile Towels	340	140	52	26	3,289	1,097	111	119
369	Other Cotton Manufactures	5,270	1,666	3,982	6,909	4,339	1,932	5,770	9,014
400	Wool Tops & Yarn	0	0	2	36	0	0	13	170
410	Woolen & Worsted Fabric	3,978	2,774	2,944	2,884	18,488	18,274	18,813	18,039
414	Other Wool Fabrics	1	0	0	1	28	1	2	1
431	Wool Gloves and Mittens	0	0	0	0	0	0	3	0
432	Wool Hosiery	10	18	10	4	46	300	177	54

U.S. general imports from KOREA by MFA categories, 1987-90

Category	Description	1987	1988	1989	1990	1987	1988	1989	1990
		--1,000 equivalent square meters--				-----1,000 dollars-----			
433	Wool Suit-type Coats, MB	533	463	399	312	10,039	10,098	9,150	7,184
434	Other Wool Coats, MB	200	160	141	175	2,691	2,829	2,549	2,887
435	Wool Coats, WGI	1,486	1,749	1,459	1,594	12,889	16,955	16,638	18,879
436	Wool Dresses	494	351	495	351	4,103	3,283	5,791	4,215
438	Wool Knit Shirts	538	386	96	95	3,629	2,811	657	1,435
440	Wool Non-knit Shirts	3,379	3,442	1,626	1,498	13,131	13,279	8,075	7,932
442	Wool Skirts	681	674	561	674	10,785	11,096	10,963	11,354
443	Wool Suits, MB	1,305	1,208	1,143	1,163	17,140	21,434	24,417	24,025
444	Wool Suits, WGI	87	19	189	201	801	280	2,416	2,826
445	Wool Sweaters, MB	251	73	86	170	2,402	907	1,050	1,635
446	Wool Sweaters, WGI	398	367	464	599	5,455	5,877	7,499	10,467
447	Wool Trousers, MB	1,432	1,290	968	719	21,638	22,379	19,380	14,193
448	Wool Trousers, WGI	470	461	517	462	7,178	8,438	11,753	9,556
459	Other Wool Apparel	1,839	2,082	693	629	7,222	10,015	5,974	5,856
465	Wool Floor Coverings	19	25	23	0	386	411	414	0
469	Other Wool Manufactures	4	82	2	10	47	78	1	17
604	Synthetic Staple Fiber Yarns	1,243	925	2,700	969	683	527	1,165	458
606	Non-textured Filament Yarns	3,097	1,252	1,726	1,294	482	251	354	304
607	Other MMF Staple Yarns	5,817	4,699	4,635	4,509	2,848	2,467	2,318	2,155
611	Woven Fabrics of Artificial Stap	2,374	2,642	2,341	5,256	3,453	4,151	4,181	9,432
613	MMF Sheeting	918	2,374	1,131	2,888	919	2,589	1,510	3,180
614	MMF Poplin and Broadcloth	2,416	1,425	1,789	1,589	2,196	1,821	2,351	1,549
615	MMF Printcloth	737	45	32	117	545	73	39	195
617	MMF Twills and Sateens	3,164	2,378	1,856	3,387	2,356	1,973	1,670	3,258
618	Woven Fabrics of C-F MMF Yarns	810	702	661	657	1,381	1,338	1,053	936
619	Woven Polyester Filament Fabrics	93,648	113,187	86,024	92,021	141,105	170,712	132,513	138,853
620	Other Woven Filament Fabrics	6,496	8,433	9,527	6,273	9,522	14,263	16,303	10,823
621	Impression Fabric	24	0	0	0	25	0	0	0
622	Glass Fiber Fabrics	92	189	115	147	234	588	421	417
624	MMF Fabric Mixed with Wool	6,237	5,876	3,660	2,389	19,258	23,247	16,123	9,467
625	MMF Poplin & Broadcloth	4,451	8,546	10,865	13,589	7,782	16,268	20,717	27,543
626	MMF Printcloth	324	57	201	101	516	103	363	222
627	MMF Sheeting	84	146	81	107	145	239	157	239
628	MMF Twills & Sateens	41	12	18	5	54	22	15	6
629	Other MMF Fabric	3,206	1,446	1,734	943	5,403	2,508	3,138	1,279
630	MMF Handkerchiefs	1,066	947	543	211	1,407	1,224	839	385
631	MMF Gloves	544	661	907	695	895	1,219	3,646	3,019
632	MMF Hosiery	6,368	5,024	5,480	5,604	8,786	8,656	13,740	14,352
633	MMF Suit-type Coats, MB	3,578	3,112	1,398	487	34,751	37,236	17,399	6,047
634	Other MMF Coats, MB	27,918	26,524	24,743	25,648	103,803	133,104	130,671	140,192
635	MMF Coats, WGI	21,693	23,164	16,806	20,396	113,436	139,786	110,073	137,070
636	MMF Dresses	9,845	7,526	5,434	9,786	58,630	52,045	43,856	71,363
638	MMF Knit Shirts, MB	46,403	38,218	41,959	33,222	158,813	140,089	151,690	134,382
639	MMF Knit Shirts, WGI	30,544	27,025	40,315	38,808	137,212	115,897	172,927	176,516
640	MMF Non-knit Shirts, MB	120,941	114,496	119,897	70,789	260,319	252,675	275,145	174,859
641	MMF Non-knit Shirts, WGI	11,537	13,096	11,404	12,094	93,072	102,374	95,840	105,292
642	MMF Skirts	1,946	2,132	1,278	1,841	24,584	28,893	14,425	19,472
643	MMF Suits, MB	2,659	2,467	2,765	1,681	26,259	28,250	38,074	24,175
644	MMF Suits, WGI	1,992	1,862	2,366	1,406	11,013	12,503	16,905	10,451
645	MMF Sweaters, MB	37,068	43,377	59,349	39,167	96,584	115,616	162,267	103,218
646	MMF Sweaters, WGI	66,345	62,542	59,833	17,474	180,177	167,401	173,389	51,282
647	MMF Trousers, MB	14,953	10,201	9,210	8,969	65,279	58,981	48,371	50,342
648	MMF Trousers, WGI	5,120	5,892	8,270	10,033	25,683	33,794	41,406	53,443
649	MMF Brassieres etc.	1,641	1,188	600	86	7,598	6,889	3,381	936

U.S. general imports from KOREA by MFA categories, 1987-90

Category	Description	1987 1988 1989 1990				1987 1988 1989 1990			
		--1,000 equivalent square meters--				-----1,000 dollars-----			
650	MMF Dressing Gowns	330	699	1,024	733	711	2,440	4,128	3,050
651	MMF Nightwear	2,012	1,940	2,563	2,728	3,786	4,307	6,517	6,480
652	MMF Underwear	986	671	750	699	2,352	2,533	3,292	3,587
653	MMF Down-filled Coats, MB	1,734	2,297	4,169	4,095	13,345	22,409	46,155	47,662
654	MMF Down-filled Coats, WGI	2,594	2,252	1,606	2,606	17,951	18,277	18,122	31,721
659	Other MMF Apparel	68,555	59,951	55,232	54,428	59,913	63,749	72,137	78,469
665	MMF Floor Coverings	191	239	208	157	4,691	5,770	2,479	2,959
666	Other MMF Furnishings	9,341	11,382	13,046	13,559	5,751	6,238	6,449	6,907
669	Other MMF Manufactures	78,156	73,290	80,645	117,523	30,453	33,671	33,186	47,879
670	MMF Flat Goods, etc.	45,032	38,429	48,717	48,263	92,281	92,851	122,412	126,073
800	SLR Yarn	3	0	0	.	5	0	0	.
810	SLR Fabric	619	882	832	2,258	1,549	2,729	2,199	4,431
831	SLR Gloves	0	0	0	9	0	0	3	194
832	SLR Hosiery	5	0	0	0	32	0	1	0
833	SLR Suit-type Coats, MB	114	300	221	141	1,534	5,218	3,625	2,470
834	Other SLR Coats, MB	45	58	35	13	408	596	272	111
835	SLR Coats, WGI	661	871	1,046	1,008	4,998	7,456	10,491	11,045
836	SLR Dresses	724	1,175	1,060	924	5,593	8,453	6,564	8,830
838	SLR Knit Shirts	32	44	59	2	323	188	240	37
840	SLR Non-knit Shirts	1,209	1,510	1,328	929	7,994	12,147	10,589	8,354
842	SLR Skirts	1,275	790	629	594	9,562	6,613	7,143	7,276
843	SLR Suits, MB	35	26	14	24	527	557	191	533
844	SLR Suits, WGI	62	104	94	83	477	1,349	886	1,064
845	Sweaters, Oth Non-Cot Veg Fibers	72,934	41,934	56,709	38,080	222,066	138,411	180,843	123,653
846	Sweaters, Silk Blends	26,501	14,326	6,297	3,235	57,984	33,920	17,397	12,245
847	SLR Trousers	470	614	777	768	5,264	7,114	9,599	11,257
850	SLR Robes	45	54	1	0	205	196	3	0
851	SLR Nightwear	6	35	0	.	19	65	0	.
852	SLR Underwear	3	0	0	.	22	0	0	.
858	SLR Neckties	4	1	1	8	38	6	14	211
859	Other SLR Apparel	128	50	114	1,870	432	159	230	2,675
870	SLR Handbags and Flatgoods	8,818	5,228	6,830	6,265	11,944	6,786	9,788	9,188
871	Handbags & Flatgoods, Silk & Veg	493	274	136	134	1,745	905	1,001	848
899	Other SLR Manufactures	16	9	182	4	15	6	57	5
Total		1,129,813	1,012,667	1,057,860	976,633	2,728,071	2,691,895	2,938,714	2,717,597

Source: Compiled from official statistics of the U.S. Department of Commerce.

Note.--A zero (0) indicates less than \$500 or 500 equivalent square meters. Because of rounding, figures may not add up to totals shown.

U.S. general imports from LUXEMBOURG by MFA categories, 1987-90

Category	Description	1987	1988	1989	1990	1987	1988	1989	1990
		--1,000 equivalent square meters--				-----1,000 dollars-----			
201	Cot or MMF Specialty Yarns	.	.	0	1	.	.	0	2
220	Cot or MMF Special Weave Fabric	0	0	1	0	0	0	6	0
222	Cot or MMF Knit Fabric	.	.	0	2	.	.	0	7
223	Cot or MMF Non-woven Fabric	0	0	139,437	168,213	0	0	41,560	50,874
229	Cot or MMF Special Purpose Fabri	0	0	1,231	987	0	0	586	498
300	Carded Cotton Yarn	0	0	27	0	0	0	48	0
341	Cotton Non-knit Shirts, WGI	0	0	0	0	0	0	0	0
348	Cotton Trousers, WGI	0	0	1	0	0	0	2	0
359	Other Cotton Apparel	0	0	52	0	0	0	47	0
363	Cotton Pile Towels	.	.	0	0	.	.	0	1
369	Other Cotton Manufactures	0	0	1	0	0	0	2	0
435	Wool Coats, WGI	.	.	0	1	.	.	0	8
810	SLR Fabric	0	0	6	3	0	0	28	9
<b>Total</b>		<b>0</b>	<b>0</b>	<b>140,755</b>	<b>169,207</b>	<b>0</b>	<b>0</b>	<b>42,279</b>	<b>51,399</b>

Source: Compiled from official statistics of the U.S. Department of Commerce.

Note.--A zero (0) indicates less than \$500 or 500 equivalent square meters. Because of rounding, figures may not add up to totals shown.

U.S. general imports from MACAU by MFA categories, 1987-90

Category	Description	1987	1988	1989	1990	1987	1988	1989	1990
		--1,000 equivalent square meters--				-----1,000 dollars-----			
218	Cot or MMF Different Color Yarns	7	0	0	.	6	0	0	.
222	Cot or MMF Knit Fabric	1	61	13	8	1	43	13	8
225	Cot or MMF Denim	17	66	0	.	31	109	0	.
229	Cot or MMF Special Purpose Fabri	2	1	0	.	15	2	0	.
237	Playsuits, Sunsuits, etc	748	580	618	132	1,071	918	1,037	345
239	Cot or MMF Apparel for Infants	73	295	570	471	189	538	1,413	1,592
313	Cotton Sheeting	48	99	0	.	32	53	0	.
317	Cotton Twills and Sateens	139	9	0	.	240	20	0	.
330	Cotton Handkerchiefs	29	30	0	112	24	26	0	85
331	Cotton Gloves & Mittens	528	694	922	742	560	821	1,144	895
333	Cotton Suit-type Coats, MB	3	17	6	6	13	120	28	30
334	Other Cotton Coats, MB	2,802	2,636	3,257	2,934	11,833	14,173	17,000	15,381
335	Cotton Coats, WGI	2,481	2,268	1,621	2,349	10,791	12,121	9,137	12,108
336	Cotton Dresses	623	896	864	901	2,208	3,308	3,361	4,191
338	Cotton Knit Shirts, MB	1,127	1,193	1,333	1,345	15,149	18,181	19,303	22,777
339	Cotton Knit Shirts, WGI	4,753	5,042	5,518	5,535	57,550	60,508	68,990	79,805
340	Cotton Non-knit Shirts, MB	3,247	3,801	3,930	4,001	12,692	16,834	15,453	16,334
341	Cotton Non-knit Shirts, WGI	1,424	1,000	1,431	1,473	8,767	5,994	7,819	9,157
342	Cotton Skirts	666	467	638	613	5,995	3,763	4,786	4,831
345	Cotton Sweaters	912	1,075	1,145	974	5,819	6,374	7,987	6,491
347	Cotton Trousers, MB	2,705	3,201	3,521	3,667	15,622	20,404	23,919	27,139
348	Cotton Trousers, WGI	3,861	4,005	4,104	4,083	20,506	24,926	26,721	29,581
349	Cotton Brassieres, etc.	46	228	563	573	88	479	1,497	2,198
350	Cotton Dressing Gowns	485	341	202	72	1,068	831	481	141
351	Cotton Nightwear	559	629	1,236	1,156	576	983	1,879	1,887
352	Cotton Underwear	421	653	604	420	340	508	471	440
359	Other Cotton Apparel	602	505	1,110	951	1,284	1,055	2,550	2,667
360	Cotton Pillowcases	0	0	374	107	0	0	290	37
369	Other Cotton Manufactures	84	132	18	38	98	166	171	87
410	Woolen & Worsted Fabric	0	0	0	0	0	0	2	0
414	Other Wool Fabrics	0	1	0	.	4	7	0	.
431	Wool Gloves and Mittens	16	14	20	21	106	116	138	166
433	Wool Suit-type Coats, MB	0	1	2	0	0	15	39	0
434	Other Wool Coats, MB	69	87	74	54	265	411	327	344
435	Wool Coats, WGI	62	62	48	18	494	533	448	87
436	Wool Dresses	41	13	29	11	236	95	298	99
438	Wool Knit Shirts	58	73	54	71	484	675	460	594
440	Wool Non-knit Shirts	0	0	3	0	0	0	39	0
442	Wool Skirts	105	59	75	28	1,265	782	708	208
443	Wool Suits, MB	0	0	4	0	0	0	45	0
444	Wool Suits, WGI	13	0	5	0	97	0	78	0
445	Wool Sweaters, MB	549	546	457	259	5,073	5,147	5,002	3,207
446	Wool Sweaters, WGI	279	452	522	378	3,243	5,432	9,112	5,523
447	Wool Trousers, MB	12	5	20	11	116	61	274	193
448	Wool Trousers, WGI	30	19	11	30	378	287	226	438
459	Other Wool Apparel	2	0	1	0	42	0	14	0
464	Wool Blankets	0	0	1	0	0	0	12	0
465	Wool Floor Coverings	0	0	0	0	14	1	0	1
630	MMF Handkerchiefs	.	.	0	0	.	.	0	1
631	MMF Gloves	499	519	679	499	710	846	1,513	985
632	MMF Hosiery	13	0	0	.	17	0	0	.
633	MMF Suit-type Coats, MB	0	14	1	2	0	67	13	23
634	Other MMF Coats, MB	2,606	3,355	4,595	4,881	6,960	11,424	17,202	20,303

C-91

U.S. general imports from MACAU by MFA categories, 1987-90

Category	Description	1,000 equivalent square meters				1,000 dollars			
		1987	1988	1989	1990	1987	1988	1989	1990
635	MMF Coats, WGI	5,626	6,622	5,406	5,394	17,150	22,028	20,597	22,555
636	MMF Dresses	530	612	604	441	1,733	2,179	2,568	1,766
638	MMF Knit Shirts, MB	4,048	2,958	3,478	4,810	14,283	9,752	13,037	19,187
639	MMF Knit Shirts, WGI	5,030	4,541	6,483	6,122	19,921	18,689	25,463	24,918
640	MMF Non-knit Shirts, MB	1,048	875	1,478	1,335	2,652	2,777	4,846	5,455
641	MMF Non-knit Shirts, WGI	1,055	1,401	1,542	1,701	6,349	9,061	11,855	12,570
642	MMF Skirts	730	603	976	996	5,367	3,708	6,124	6,345
644	MMF Suits, WGI	0	0	.	.	1	0	.	.
645	MMF Sweaters, MB	700	1,546	1,687	1,122	1,644	3,486	4,326	3,013
646	MMF Sweaters, WGI	3,026	2,623	3,452	2,707	8,273	6,861	9,599	8,061
647	MMF Trousers, MB	1,606	2,299	2,988	3,237	5,483	8,863	12,497	15,372
648	MMF Trousers, WGI	1,735	1,867	2,279	1,905	5,938	6,967	8,564	8,601
649	MMF Brassieres etc.	452	585	484	403	1,780	2,439	2,354	1,990
650	MMF Dressing Gowns	21	43	18	17	49	129	39	49
651	MMF Nightwear	219	495	579	400	397	940	1,073	786
652	MMF Underwear	416	976	561	615	188	338	238	308
654	MMF Down-filled Coats, WGI	.	.	0	6	.	.	0	32
659	Other MMF Apparel	972	682	1,001	1,225	1,026	846	1,601	2,042
665	MMF Floor Coverings	0	0	1	0	0	0	1	0
669	Other MMF Manufactures	13	0	0	.	11	0	0	0
670	MMF Flat Goods, etc.	382	158	86	111	1,455	848	464	703
810	SLR Fabric	2	0	0	.	6	0	0	.
833	SLR Suit-type Coats, MB	0	0	1	0	0	0	8	0
834	Other SLR Coats, MB	12	0	0	0	38	0	0	0
835	SLR Coats, WGI	18	8	0	3	65	98	0	17
836	SLR Dresses	23	6	0	.	122	38	0	.
838	SLR Knit Shirts	51	31	38	6	334	174	236	24
840	SLR Non-knit Shirts	105	110	47	72	203	486	319	410
842	SLR Skirts	205	52	25	12	1,219	341	203	64
843	SLR Suits, MB	8	0	0	.	35	0	0	.
845	Sweaters, Oth Non-Cot Veg Fibers	6,242	5,018	5,711	3,694	23,692	18,072	21,966	14,649
846	Sweaters, Silk Blends	173	365	102	346	607	2,138	810	1,452
847	SLR Trousers	88	26	49	47	402	161	387	260
852	SLR Underwear	5	0	0	.	12	0	0	.
859	Other SLR Apparel	26	0	0	19	49	0	0	49
899	Other SLR Manufactures	.	.	0	1	.	.	0	4
Total		67,317	69,643	79,275	75,674	312,557	340,579	400,578	421,058

Source: Compiled from official statistics of the U.S. Department of Commerce.

Note.--A zero (0) indicates less than \$500 or 500 equivalent square meters. Because of rounding, figures may not add up to totals shown.



U.S. general imports from MALAYSIA by MFA categories, 1987-90

Category	Description	1987	1988	1989	1990	1987	1988	1989	1990
		--1,000 equivalent square meters--				-----1,000 dollars-----			
200	Cot or MMF Yarns, Sewing Thread	859	775	1,338	940	760	582	1,050	926
218	Cot or MMF Different Color Yarns	2,188	1,303	1,229	1,374	1,846	1,243	1,217	1,305
219	Cot or MMF Duck Fabric	132	0	1	1	82	2	4	2
220	Cot or MMF Special Weave Fabric	793	161	112	325	507	137	95	316
222	Cot or MMF Knit Fabric	245	873	5	146	123	527	8	84
224	Cot or MMF Pile & Tufted Fabric	.	.	0	0	.	.	0	0
226	Cot or MMF Cheesecloth & Batiste	738	4,289	2,375	3,546	497	2,419	1,251	1,972
227	Cot or MMF Oxford Cloth	70	0	222	201	36	0	200	191
229	Cot or MMF Special Purpose Fabri	266	511	256	290	79	163	81	101
237	Playsuits, Sun suits, etc	2,598	3,512	2,943	2,785	4,527	7,551	5,837	6,066
239	Cot or MMF Apparel for Infants	445	395	1,160	2,257	1,073	1,363	4,066	7,150
300	Carded Cotton Yarn	5,512	2,590	283	0	1,764	961	102	0
301	Combed Cotton Yarn	7,378	7,302	2,311	0	2,928	3,111	852	0
313	Cotton Sheeting	11,680	5,986	8,528	4,253	6,972	3,231	4,138	2,453
314	Cotton Poplin & Broadcloth	14,489	12,101	14,771	20,875	7,550	7,542	8,458	11,843
315	Cotton Printcloth	6,783	3,746	3,587	6,465	3,169	1,825	1,473	3,162
317	Cotton Twills and Sateens	1,912	2,395	1,172	1,371	1,683	2,172	968	1,288
326	Cotton Sateens	494	535	495	390	577	566	419	424
330	Cotton Handkerchiefs	144	151	210	158	621	718	995	822
331	Cotton Gloves & Mittens	1,331	2,626	3,029	3,763	593	1,163	2,076	3,343
332	Cotton Hosiery	134	247	101	183	253	481	180	347
333	Cotton Suit-type Coats, MB	9	23	5	0	25	104	30	1
334	Other Cotton Coats, MB	1,680	1,900	1,861	1,481	7,458	10,202	9,981	10,173
335	Cotton Coats, WGI	1,762	1,994	1,132	1,459	7,951	10,080	6,643	9,570
336	Cotton Dresses	1,980	3,361	4,380	3,987	4,705	7,808	11,359	13,056
338	Cotton Knit Shirts, MB	2,151	2,636	2,449	2,153	22,728	28,449	30,231	29,263
339	Cotton Knit Shirts, WGI	1,176	1,110	1,631	2,392	9,581	10,893	16,723	27,624
340	Cotton Non-knit Shirts, MB	10,500	13,918	13,168	12,608	35,536	59,904	62,634	62,414
341	Cotton Non-knit Shirts, WGI	3,292	2,881	3,344	2,656	17,917	16,136	20,599	18,296
342	Cotton Skirts	1,822	1,886	1,197	1,297	11,319	12,432	9,009	8,146
345	Cotton Sweaters	2,244	2,792	2,707	3,018	9,088	11,693	11,504	14,238
347	Cotton Trousers, MB	2,176	2,056	2,690	2,084	10,909	11,487	16,317	13,818
348	Cotton Trousers, WGI	1,106	1,644	1,883	1,745	6,333	10,294	12,259	11,675
349	Cotton Brassieres, etc.	0	0	20	1	0	5	125	4
350	Cotton Dressing Gowns	111	2	300	888	114	7	369	1,184
351	Cotton Nightwear	985	2,694	7,022	5,979	1,111	3,025	8,176	7,461
352	Cotton Underwear	2,113	830	2,154	2,116	1,682	721	1,780	1,862
353	Cotton Down-filled Coats, MB	0	0	4	0	0	0	30	0
354	Cotton Down-filled Coats, WGI	0	0	11	0	0	0	98	0
359	Other Cotton Apparel	3,765	1,714	2,503	2,536	6,401	3,538	5,140	5,106
360	Cotton Pillowcases	.	.	0	62	.	.	0	42
361	Cotton Sheets	.	.	0	426	.	.	0	256
363	Cotton Pile Towels	1,106	1,200	1,112	1,243	1,209	1,348	1,333	1,530
369	Other Cotton Manufactures	2,615	2,199	1,271	102	752	1,102	596	49
431	Wool Gloves and Mittens	0	0	0	0	1	0	0	0
432	Wool Hosiery	1	4	5	6	4	24	35	36
433	Wool Suit-type Coats, MB	0	0	2	0	0	0	31	5
434	Other Wool Coats, MB	265	87	154	173	1,442	534	1,078	1,507
435	Wool Coats, WGI	526	238	329	317	2,864	1,206	1,804	2,142
436	Wool Dresses	18	0	0	2	130	0	0	18
438	Wool Knit Shirts	0	37	89	62	0	315	1,166	822
440	Wool Non-knit Shirts	0	2	2	0	0	48	50	1
442	Wool Skirts	171	146	84	109	1,739	1,562	1,249	1,284

U.S. general imports from MALAYSIA by MFA categories, 1987-90

Category	Description	1987	1988	1989	1990	1987	1988	1989	1990
		-1,000 equivalent square meters-				-1,000 dollars-			
443	Wool Suits, MB	.	.	0	0	.	.	0	0
444	Wool Suits, WGI	66	0	0	.	441	0	0	.
445	Wool Sweaters, MB	170	152	65	120	1,410	1,342	670	1,133
446	Wool Sweaters, WGI	84	51	101	125	739	482	1,648	1,993
447	Wool Trousers, MB	22	7	16	0	221	131	330	0
448	Wool Trousers, WGI	51	36	101	86	348	418	861	1,061
459	Other Wool Apparel	16	0	0	.	55	0	0	.
465	Wool Floor Coverings	0	1	0	0	7	63	0	13
604	Synthetic Staple Fiber Yarns	3,919	2,970	4,219	2,610	1,546	1,051	1,649	1,130
607	Other MMF Staple Yarns	177	278	0	.	83	140	0	.
611	Woven Fabrics of Artificial Stap	130	76	0	.	57	54	0	.
613	MMF Sheeting	1,486	1,107	0	.	704	511	0	.
614	MMF Poplin and Broadcloth	9,134	6,110	9,594	8,897	5,760	4,530	6,871	6,959
615	MMF Printcloth	414	0	0	366	189	0	0	161
617	MMF Twills and Sateens	115	64	78	196	135	76	92	272
619	Woven Polyester Filament Fabrics	0	43	0	.	0	38	0	.
621	Impression Fabric	0	0	0	.	0	1	0	.
625	MMF Poplin & Broadcloth	65	0	355	6	35	0	290	3
628	MMF Twills & Sateens	.	.	0	6	.	.	0	3
629	Other MMF Fabric	0	0	0	10	0	0	0	4
630	MMF Handkerchiefs	21	0	16	4	86	0	71	20
631	MMF Gloves	662	546	245	247	313	623	552	527
632	MMF Hosiery	55	58	89	110	49	43	78	101
633	MMF Suit-type Coats, MB	0	0	25	0	0	0	146	0
634	Other MMF Coats, MB	7,545	6,583	8,991	9,014	15,839	16,191	22,333	28,012
635	MMF Coats, WGI	3,074	4,338	6,223	6,388	6,648	10,273	17,782	21,507
636	MMF Dresses	3,206	4,646	4,753	5,581	6,410	10,265	10,148	12,667
638	MMF Knit Shirts, MB	1,741	1,598	992	1,343	5,945	5,218	3,411	5,613
639	MMF Knit Shirts, WGI	2,129	1,642	2,289	3,365	7,099	5,989	8,498	11,603
640	MMF Non-knit Shirts, MB	1,744	25	2,037	2,884	3,866	57	4,678	7,581
641	MMF Non-knit Shirts, WGI	4,259	5,305	6,276	5,065	20,938	27,801	35,383	33,850
642	MMF Skirts	1,384	867	1,420	1,472	6,465	4,348	7,620	8,027
644	MMF Suits, WGI	141	0	0	14	569	0	0	91
645	MMF Sweaters, MB	714	901	1,099	1,208	1,244	1,784	2,072	2,608
646	MMF Sweaters, WGI	3,411	2,230	754	1,770	7,020	4,931	1,550	4,469
647	MMF Trousers, MB	4,598	4,945	5,987	6,120	14,777	16,862	20,780	23,584
648	MMF Trousers, WGI	7,514	7,462	11,730	10,321	19,066	20,700	33,571	31,883
649	MMF Brassieres etc.	716	628	542	440	3,537	4,722	4,087	4,062
650	MMF Dressing Gowns	74	5	257	1,393	59	30	526	3,494
651	MMF Nightwear	755	580	1,786	1,090	348	746	2,661	1,483
652	MMF Underwear	141	177	136	38	104	287	352	122
653	MMF Down-filled Coats, MB	0	0	0	82	3	0	0	630
654	MMF Down-filled Coats, WGI	0	0	12	43	0	0	132	315
659	Other MMF Apparel	2,956	1,981	4,058	10,456	2,702	2,367	4,434	11,038
666	Other MMF Furnishings	13	0	14	41	20	0	8	26
669	Other MMF Manufactures	3	0	0	130	7	0	0	18
670	MMF Flat Goods, etc.	484	94	20	565	2,491	307	58	273
835	SLR Coats, WGI	95	0	46	0	624	0	231	0
836	SLR Dresses	1	0	0	.	8	0	0	.
840	SLR Non-knit Shirts	9	4	79	53	91	65	1,062	545
842	SLR Skirts	48	8	0	15	420	38	0	144
845	Sweaters, Oth Non-Cot Veg Fibers	1,193	1,138	1,727	529	4,331	4,031	4,336	1,353
847	SLR Trousers	30	73	107	110	181	460	622	818
850	SLR Robes	0	0	0	.	1	0	0	.

C-94

**U.S. general imports from MALAYSIA by MFA categories, 1987-90**

Category	Description	1987	1988	1989	1990	:	1987	1988	1989	1990
		--1,000 equivalent square meters--				:	-----1,000 dollars-----			
851	SLR Nightwear	1	0	0	.	:	4	0	0	.
859	Other SLR Apparel	0	0	0	0	:	0	0	1	0
870	SLR Handbags and Flatgoods	.	.	0	1,996	:	.	.	0	1,654
<b>Total</b>		<b>164,331</b>	<b>151,577</b>	<b>171,875</b>	<b>182,539</b>	<b>:</b>	<b>339,635</b>	<b>385,645</b>	<b>463,415</b>	<b>514,226</b>

Source: Compiled from official statistics of the U.S. Department of Commerce.

Note.--A zero (0) indicates less than \$500 or 500 equivalent square meters. Because of rounding, figures may not add up to totals shown.

U.S. general imports from the MALDIVES by MFA categories, 1987-90

Category	Description	1987	1988	1989	1990	1987	1988	1989	1990
		--1,000 equivalent square meters--				-----1,000 dollars-----			
237	Playsuits, Sun suits, etc	54	0	0	19	101	0	0	46
335	Cotton Coats, WGI	250	276	0	0	316	397	0	0
336	Cotton Dresses	29	67	0	113	57	172	0	170
338	Cotton Knit Shirts, MB	0	27	42	28	0	329	167	295
339	Cotton Knit Shirts, WGI	141	357	540	692	679	2,679	4,119	6,007
340	Cotton Non-knit Shirts, MB	1,122	345	907	859	1,872	573	1,356	1,306
341	Cotton Non-knit Shirts, WGI	1,200	424	265	20	4,267	1,874	698	57
342	Cotton Skirts	37	212	98	3	96	614	292	19
345	Cotton Sweaters	121	210	0	.	241	373	0	.
347	Cotton Trousers, MB	488	23	253	669	1,123	35	749	2,776
348	Cotton Trousers, WGI	280	1,128	1,063	1,533	506	2,847	3,102	4,664
351	Cotton Nightwear	0	47	0	0	0	60	0	0
359	Other Cotton Apparel	24	11	0	27	46	33	0	59
363	Cotton Pile Towels	23	18	14	0	31	24	61	0
369	Other Cotton Manufactures	0	0	3	0	0	0	5	0
438	Wool Knit Shirts	0	0	0	.	0	0	0	.
442	Wool Skirts	3	1	0	.	10	8	0	.
445	Wool Sweaters, MB	98	5	4	12	438	19	9	19
446	Wool Sweaters, WGI	41	0	0	.	204	0	0	.
448	Wool Trousers, WGI	0	1	0	.	0	9	0	.
634	Other MMF Coats, MB	21	0	0	.	33	0	0	.
635	MMF Coats, WGI	0	0	42	0	0	0	74	0
636	MMF Dresses	76	0	0	.	78	0	0	.
639	MMF Knit Shirts, WGI	.	.	0	8	.	.	0	9
640	MMF Non-knit Shirts, MB	46	0	0	51	89	0	0	162
641	MMF Non-knit Shirts, WGI	28	42	1	0	85	147	5	0
642	MMF Skirts	40	115	6	0	148	372	11	0
645	MMF Sweaters, MB	47	0	16	0	89	0	16	0
646	MMF Sweaters, WGI	185	538	404	774	263	889	547	1,208
647	MMF Trousers, MB	10	1	13	0	25	2	25	0
648	MMF Trousers, WGI	36	25	57	0	70	56	96	0
659	Other MMF Apparel	0	5	0	.	0	9	0	.
840	SLR Non-knit Shirts	13	0	0	.	83	0	0	.
845	Sweaters, Oth Non-Cot Veg Fibers	.	.	0	16	.	.	0	10
847	SLR Trousers	.	.	0	35	.	.	0	127
<b>Total</b>		<b>4,414</b>	<b>3,876</b>	<b>3,729</b>	<b>4,859</b>	<b>10,952</b>	<b>11,522</b>	<b>11,333</b>	<b>16,934</b>

Source: Compiled from official statistics of the U.S. Department of Commerce.

Note.--A zero (0) indicates less than \$500 or 500 equivalent square meters. Because of rounding, figures may not add up to totals shown.

U.S. general imports from MAURITIUS by MFA categories, 1987-90

Category	Description	--1,000 equivalent square meters--				--1,000 dollars--			
		1987	1988	1989	1990	1987	1988	1989	1990
200	Cot or MMF Yarns, Sewing Thread	2	0	28	549	5	1	25	486
218	Cot or MMF Different Color Yarns	.	.	0	0	.	.	0	5
219	Cot or MMF Duck Fabric	.	.	0	0	.	.	0	3
220	Cot or MMF Special Weave Fabric	20	0	0	13	74	0	0	104
222	Cot or MMF Knit Fabric	0	33	0	.	0	25	0	.
227	Cot or MMF Oxford Cloth	0	.	0	0	.	.	0	0
229	Cot or MMF Special Purpose Fabri	0	606	1	0	0	240	4	5
237	Playsuits, Sunsuits, etc	800	795	658	161	1,428	1,067	713	326
239	Cot or MMF Apparel for Infants	0	0	9	159	0	0	76	382
313	Cotton Sheeting	39	1	0	.	62	1	0	.
314	Cotton Poplin & Broadcloth	0	0	139	2	0	0	108	4
326	Cotton Sateens	.	.	0	1	.	.	0	7
331	Cotton Gloves & Mittens	145	0	20	0	61	0	33	0
332	Cotton Hosiery	.	.	0	0	.	.	0	0
333	Cotton Suit-type Coats, MB	23	4	0	0	94	18	0	0
334	Other Cotton Coats, MB	161	1,527	181	350	385	4,382	482	1,093
335	Cotton Coats, WGI	1,850	594	125	754	4,450	1,932	322	1,624
336	Cotton Dresses	677	1,366	607	634	1,508	2,067	792	1,087
338	Cotton Knit Shirts, MB	391	488	700	953	4,483	6,220	7,415	10,079
339	Cotton Knit Shirts, WGI	879	684	545	474	5,836	4,454	4,290	3,998
340	Cotton Non-knit Shirts, MB	4,770	5,739	6,290	5,473	13,426	19,389	19,785	18,835
341	Cotton Non-knit Shirts, WGI	1,857	1,187	1,547	559	6,581	5,313	5,896	2,291
342	Cotton Skirts	2,461	1,202	913	645	10,130	4,504	4,013	2,956
345	Cotton Sweaters	1,314	2,071	2,056	2,000	4,615	6,904	7,177	6,457
347	Cotton Trousers, MB	3,756	3,531	3,554	4,276	14,717	15,177	16,314	20,901
348	Cotton Trousers, WGI	2,631	4,722	4,012	3,026	7,700	17,672	16,407	14,474
350	Cotton Dressing Gowns	112	46	0	27	515	227	0	1
351	Cotton Nightwear	0	1,176	3,977	6,544	0	1,186	4,163	7,360
352	Cotton Underwear	0	8,174	9,800	6,932	0	5,115	6,330	4,588
359	Other Cotton Apparel	500	246	1,047	828	855	357	1,911	1,824
360	Cotton Pillowcases	0	43	169	186	0	31	125	124
361	Cotton Sheets	0	0	890	700	0	0	565	399
362	Cotton Bedspreads & Quilts	0	0	0	.	13	0	0	.
363	Cotton Pile Towels	266	342	266	26	308	436	274	34
369	Other Cotton Manufactures	112	142	0	1	68	55	1	3
400	Wool Tops & Yarn	0	2	2	0	3	15	18	0
410	Woolen & Worsted Fabric	.	.	0	0	.	.	0	2
414	Other Wool Fabrics	2	0	0	.	29	1	0	.
431	Wool Gloves and Mittens	.	.	0	3	.	.	0	21
435	Wool Coats, WGI	17	45	0	0	106	280	1	0
436	Wool Dresses	11	16	0	0	82	108	4	0
438	Wool Knit Shirts	5	2	5	1	78	24	57	12
439	Wool Baby Garments	0	0	1	0	0	0	13	0
440	Wool Non-knit Shirts	0	0	0	0	0	0	7	0
442	Wool Skirts	176	48	1	0	1,797	329	38	13
444	Wool Suits, WGI	6	0	0	.	33	0	0	.
445	Wool Sweaters, MB	534	399	327	150	3,804	3,156	2,660	1,187
446	Wool Sweaters, WGI	165	47	190	51	1,613	344	1,859	212
448	Wool Trousers, WGI	7	6	2	1	92	92	89	28
459	Other Wool Apparel	0	5	1	0	10	40	35	0
465	Wool Floor Coverings	2	1	4	1	123	81	140	117
604	Synthetic Staple Fiber Yarns	1,619	923	2,045	333	1,044	525	1,216	198
617	MMF Twills and Sateens	.	.	0	78	.	.	0	60

U.S. general imports from MAURITIUS by MFA categories, 1987-90

Category	Description	1987	1988	1989	1990	1987	1988	1989	1990
		--1,000 equivalent square meters--				--1,000 dollars--			
618	Woven Fabrics of C-F MMF Yarns	0	0	2	0	0	0	2	0
629	Other MMF Fabric	0	0	0	.	1	0	0	.
631	MMF Gloves	0	2	1	12	0	6	4	58
634	Other MMF Coats, MB	191	1	0	.	553	48	0	.
635	MMF Coats, WGI	207	54	147	548	513	98	221	1,439
636	MMF Dresses	1,385	1,299	1,411	1,336	1,856	2,135	1,629	1,692
638	MMF Knit Shirts, MB	442	640	266	220	1,159	1,569	549	498
639	MMF Knit Shirts, WGI	1,491	499	1,599	2,706	3,310	1,164	3,723	6,692
640	MMF Non-knit Shirts, MB	1,981	357	209	135	4,433	930	642	441
641	MMF Non-knit Shirts, WGI	1,568	157	512	249	4,325	555	2,053	1,054
642	MMF Skirts	273	261	259	50	1,049	1,217	1,025	283
644	MMF Suits, WGI	0	0	0	0	0	0	1	0
645	MMF Sweaters, MB	2	0	69	2	1	0	47	17
646	MMF Sweaters, WGI	96	0	209	89	72	0	145	40
647	MMF Trousers, MB	710	1,071	1,248	959	1,201	2,335	2,317	2,433
648	MMF Trousers, WGI	4,508	1,094	1,325	2,557	8,172	2,662	3,418	5,407
650	MMF Dressing Gowns	21	0	0	21	49	0	0	28
651	MMF Nightwear	181	171	432	11	170	159	455	12
652	MMF Underwear	0	0	1,471	2,026	0	0	585	831
659	Other MMF Apparel	36	81	179	284	61	104	214	282
666	Other MMF Furnishings	0	0	432	1	0	0	212	2
670	MMF Flat Goods, etc.	32	1	41	61	16	1	72	73
810	SLR Fabric	.	.	0	4	.	.	0	31
835	SLR Coats, WGI	18	0	0	.	95	0	0	.
838	SLR Knit Shirts	.	.	0	0	.	.	0	1
840	SLR Non-knit Shirts	14	27	0	44	22	28	0	85
842	SLR Skirts	3	2	0	.	24	12	0	.
845	Sweaters, Oth Non-Cot Veg Fibers	107	0	0	1	373	0	0	2
846	Sweaters, Silk Blends	0	.	0	0	.	.	0	1
847	SLR Trousers	0	35	497	121	0	103	1,691	719
858	SLR Neckties	0	0	0	0	0	0	1	4
859	Other SLR Apparel	0	0	0	1	0	0	0	4
870	SLR Handbags and Flatgoods	0	0	0	.	3	0	0	.
899	Other SLR Manufactures	0	0	0	1	2	0	0	3
<b>Total</b>		<b>38,579</b>	<b>41,962</b>	<b>50,419</b>	<b>47,329</b>	<b>113,588</b>	<b>114,893</b>	<b>122,364</b>	<b>123,430</b>

Source: Compiled from official statistics of the U.S. Department of Commerce.

Note.--A zero (0) indicates less than \$500 or 500 equivalent square meters. Because of rounding, figures may not add up to totals shown.

U.S. general imports from MEXICO by MFA categories, 1987-90

Category	Description	1987	1988	1989	1990	1987	1988	1989	1990
		--1,000 equivalent square meters--				-----1,000 dollars-----			
200	Cot or MMF Yarns, Sewing Thread	650	470	661	3,463	608	444	662	2,695
201	Cot or MMF Specialty Yarns	3,682	1,741	1,561	2,885	1,756	1,000	2,110	3,059
218	Cot or MMF Different Color Yarns	472	28	27	125	643	27	72	203
219	Cot or MMF Duck Fabric	845	3,420	2,224	10,544	1,079	3,664	1,702	6,658
220	Cot or MMF Special Weave Fabric	259	101	10	186	215	151	19	187
222	Cot or MMF Knit Fabric	1,289	362	171	2,011	750	210	83	875
223	Cot or MMF Non-woven Fabric	4,188	12,149	5,862	5,022	811	2,722	1,238	1,155
224	Cot or MMF Pile & Tufted Fabric	153	232	464	557	312	571	1,464	1,672
225	Cot or MMF Denim	557	259	219	138	923	486	370	247
226	Cot or MMF Cheesecloth & Batiste	16	0	0	.	12	0	0	.
229	Cot or MMF Special Purpose Fabri	6,437	7,014	6,929	9,578	2,172	2,647	3,639	5,499
237	Playsuits, Sunsuits, etc	609	579	530	322	1,253	1,099	1,198	1,152
239	Cot or MMF Apparel for Infants	183	194	2,836	2,832	408	466	5,668	6,300
300	Carded Cotton Yarn	23,131	19,543	14,138	9,375	6,204	5,303	4,211	3,431
301	Combed Cotton Yarn	13,944	11,796	14,488	10,930	5,645	5,008	6,083	4,336
313	Cotton Sheeting	15,318	3,959	15,801	20,144	9,261	2,473	8,512	10,545
314	Cotton Poplin & Broadcloth	7	0	414	900	6	1	468	993
315	Cotton Printcloth	1,909	4	1	0	1,131	8	4	0
317	Cotton Twills and Sateens	5,740	3,139	4,163	11,895	5,012	2,946	3,899	10,107
326	Cotton Sateens	28	0	39	0	49	0	60	0
330	Cotton Handkerchiefs	0	0	0	0	0	0	2	0
331	Cotton Gloves & Mittens	2	3	71	266	2	6	100	278
332	Cotton Hosiery	1	3	3	0	1	5	6	0
333	Cotton Suit-type Coats, MB	105	44	35	0	432	296	256	5
334	Other Cotton Coats, MB	1,895	1,809	496	477	6,289	5,785	1,489	1,577
335	Cotton Coats, WGI	1,995	2,288	781	1,036	7,119	7,151	2,310	3,294
336	Cotton Dresses	2,866	3,501	3,576	1,505	6,189	6,233	6,533	2,913
338	Cotton Knit Shirts, MB	1,422	693	581	596	8,942	4,035	3,138	3,317
339	Cotton Knit Shirts, WGI	2,186	2,065	1,665	2,036	10,546	11,837	10,194	12,579
340	Cotton Non-knit Shirts, MB	3,114	4,161	4,225	2,913	8,799	13,890	15,222	11,043
341	Cotton Non-knit Shirts, WGI	3,116	3,775	3,043	2,761	10,589	12,278	10,378	9,336
342	Cotton Skirts	2,409	1,938	1,233	1,045	9,000	7,044	4,315	3,876
345	Cotton Sweaters	505	332	206	246	1,465	863	703	375
347	Cotton Trousers, MB	16,882	20,812	26,353	24,490	59,913	80,399	109,392	110,856
348	Cotton Trousers, WGI	8,861	11,689	16,622	18,913	32,155	46,278	67,672	83,075
349	Cotton Brassieres, etc.	277	369	45	30	350	632	243	235
350	Cotton Dressing Gowns	288	195	474	730	829	569	1,530	1,665
351	Cotton Nightwear	778	1,339	882	621	999	2,011	1,641	1,210
352	Cotton Underwear	3,594	5,348	6,312	7,936	3,895	6,143	5,830	6,326
359	Other Cotton Apparel	6,366	6,620	6,464	9,034	8,242	8,941	8,343	11,990
360	Cotton Pillowcases	0	0	4	77	0	0	7	90
361	Cotton Sheets	1	0	54	695	1	1	38	475
362	Cotton Bedspreads & Quilts	0	4	9	91	0	27	57	709
363	Cotton Pile Towels	1,838	1,210	673	205	3,902	3,442	3,255	2,942
369	Other Cotton Manufactures	7,003	4,371	13,104	13,437	7,354	5,509	10,718	12,623
400	Wool Tops & Yarn	125	2	4	37	180	9	9	68
410	Woolen & Worsted Fabric	319	278	107	145	1,431	1,845	782	807
414	Other Wool Fabrics	21	18	19	235	183	127	103	1,009
433	Wool Suit-type Coats, MB	162	251	204	85	2,689	4,614	3,228	1,599
434	Other Wool Coats, MB	6	8	27	2	16	76	186	31
435	Wool Coats, WGI	174	269	212	219	1,317	1,594	1,384	1,681
436	Wool Dresses	0	11	42	0	1	95	115	0
438	Wool Knit Shirts	3	0	0	0	48	10	0	0

C-99

U.S. general imports from MEXICO by MFA categories, 1987-90

Category	Description	1987	1988	1989	1990	1987	1988	1989	1990
		--1,000 equivalent square meters--				--1,000 dollars--			
440	Wool Non-knit Shirts	4	0	1	0	55	2	3	0
442	Wool Skirts	38	28	23	4	325	277	262	43
443	Wool Suits, MB	132	263	361	196	1,917	3,659	6,772	4,196
444	Wool Suits, WGI	1	2	0	167	0	17	0	1,975
445	Wool Sweaters, MB	4	1	0	3	24	11	4	35
446	Wool Sweaters, WGI	15	3	3	1	260	38	30	13
447	Wool Trousers, MB	141	123	27	86	2,424	3,149	483	1,135
448	Wool Trousers, WGI	11	18	20	28	118	241	319	217
459	Other Wool Apparel	81	88	28	25	303	620	94	137
464	Wool Blankets	14	39	43	46	42	82	126	209
465	Wool Floor Coverings	90	109	152	166	1,099	1,334	1,467	1,912
469	Other Wool Manufactures	87	68	29	63	254	274	49	111
600	Textured Filament Yarns	44,317	39,975	49,633	35,981	13,524	13,128	18,560	15,029
603	Artificial Staple Fiber Yarns	.	.	0	1	.	.	0	1
604	Synthetic Staple Fiber Yarns	7,282	7,059	9,317	11,067	3,584	2,950	4,224	5,643
606	Non-textured Filament Yarns	64,452	63,189	34,857	25,876	7,445	9,215	6,376	5,028
607	Other MMF Staple Yarns	19,739	10,175	8,406	1,063	10,790	6,706	5,185	804
611	Woven Fabrics of Artificial Stap	0	0	106	499	0	0	102	705
613	MMF Sheeting	0	0	0	.	2	0	0	.
614	MMF Poplin and Broadcloth	0	31	0	0	0	57	0	0
617	MMF Twills and Sateens	0	16	4	4	0	21	15	5
618	Woven Fabrics of C-F MMF Yarns	.	.	0	124	.	.	0	90
619	Woven Polyester Filament Fabrics	1,035	411	124	1,442	1,108	551	89	951
620	Other Woven Filament Fabrics	385	202	379	454	539	310	180	130
621	Impression Fabric	642	1,296	50	3,359	560	1,604	167	4,084
622	Glass Fiber Fabrics	0	2	225	1,188	0	10	819	870
624	MMF Fabric Mixed with Wool	3	152	357	124	7	474	1,308	438
625	MMF Poplin & Broadcloth	0	0	0	44	0	0	0	23
626	MMF Printcloth	.	.	0	0	.	.	0	0
628	MMF Twills & Sateens	5	72	11	2	8	80	14	3
629	Other MMF Fabric	269	97	62	17	304	127	81	32
630	MMF Handkerchiefs	0	0	0	.	0	0	0	.
631	MMF Gloves	26	9	56	11	58	21	305	221
632	MMF Hosiery	802	1,149	1,095	2,188	795	1,154	1,018	2,424
633	MMF Suit-type Coats, MB	1,680	1,941	2,108	1,002	10,237	12,410	15,439	7,919
634	Other MMF Coats, MB	1,000	1,063	490	742	2,578	2,651	1,893	2,470
635	MMF Coats, WGI	2,337	2,265	1,938	2,162	5,846	7,278	7,012	8,786
636	MMF Dresses	2,900	2,383	2,236	1,906	6,414	5,221	5,166	5,039
638	MMF Knit Shirts, MB	1,081	601	1,101	624	1,827	1,045	1,264	1,306
639	MMF Knit Shirts, WGI	1,646	1,055	2,005	2,016	4,949	2,611	6,284	7,476
640	MMF Non-knit Shirts, MB	1,245	1,095	975	414	3,128	3,104	2,919	1,156
641	MMF Non-knit Shirts, WGI	5,484	5,694	5,406	5,241	17,962	20,627	22,077	24,227
642	MMF Skirts	1,208	1,711	1,039	854	4,339	5,882	3,602	3,628
643	MMF Suits, MB	36	11	24	3	163	70	282	40
644	MMF Suits, WGI	0	13	18	210	0	80	138	1,937
645	MMF Sweaters, MB	214	211	467	427	237	232	609	585
646	MMF Sweaters, WGI	485	359	315	157	516	316	381	218
647	MMF Trousers, MB	14,591	14,801	11,735	7,124	56,290	63,186	57,801	41,960
648	MMF Trousers, WGI	2,005	2,397	3,318	3,631	5,082	6,697	10,317	12,807
649	MMF Brassieres etc.	4,295	5,833	6,407	7,039	26,422	35,130	41,362	49,230
650	MMF Dressing Gowns	858	928	1,184	1,605	1,260	1,283	1,792	2,996
651	MMF Nightwear	4,396	9,483	10,819	13,494	3,142	7,394	9,326	12,778
652	MMF Underwear	15,737	22,287	24,352	19,330	13,088	17,323	22,241	18,621
654	MMF Down-filled Coats, WGI	0	0	0	3	0	0	0	42

C-100



U.S. general imports from MEXICO by MFA categories, 1987-90

Category	Description	--1,000 equivalent square meters--				--1,000 dollars--			
		1987	1988	1989	1990	1987	1988	1989	1990
659	Other MMF Apparel	13,583	13,772	21,635	25,220	12,592	13,860	19,517	19,629
665	MMF Floor Coverings	808	1,639	1,643	1,661	3,793	10,881	10,509	9,895
666	Other MMF Furnishings	38,248	36,304	40,165	54,150	17,923	16,311	15,733	17,517
669	Other MMF Manufactures	9,995	13,158	13,775	20,085	2,932	4,442	5,271	7,025
670	MMF Flat Goods, etc.	5,512	6,020	8,281	8,760	15,215	17,505	25,134	27,330
800	SLR Yarn	0	0	110	708	0	0	14	88
810	SLR Fabric	1,122	1,301	1,209	983	1,097	1,161	1,100	1,292
831	SLR Gloves	0	0	4	7	0	0	15	23
833	SLR Suit-type Coats, MB	17	2	11	0	218	22	206	4
834	Other SLR Coats, MB	3	1	0	1	25	12	0	2
835	SLR Coats, WGI	6	14	2	5	34	43	22	40
836	SLR Dresses	8	5	10	16	23	14	73	116
838	SLR Knit Shirts	0	0	0	.	0	1	0	.
840	SLR Non-knit Shirts	11	2	6	1	66	10	26	1
842	SLR Skirts	1	4	0	1	5	17	1	6
843	SLR Suits, MB	3	2	0	0	47	48	2	1
845	Sweaters, Oth Non-Cot Veg Fibers	0	0	0	0	0	0	2	0
847	SLR Trousers	2	3	3	34	24	16	51	83
852	SLR Underwear	7	51	0	.	22	19	0	.
859	Other SLR Apparel	146	1	210	27	324	1	145	59
870	SLR Handbags and Flatgoods	22	0	98	121	128	3	165	153
871	Handbags & Flatgoods, Silk & Veg	1	7	6	1	2	23	24	6
899	Other SLR Manufactures	15,346	13,008	5,165	7,915	704	594	250	369
<b>Total</b>		<b>431,343</b>	<b>422,398</b>	<b>431,701</b>	<b>452,681</b>	<b>495,325</b>	<b>564,606</b>	<b>646,854</b>	<b>678,422</b>

Source: Compiled from official statistics of the U.S. Department of Commerce.

Note.--A zero (0) indicates less than \$500 or 500 equivalent square meters. Because of rounding, figures may not add up to totals shown.

U.S. general imports from NEPAL by MFA categories, 1987-90

Category	Description	1987	1988	1989	1990	1987	1988	1989	1990
		--1,000 equivalent square meters--				-----1,000 dollars-----			
223	Cot or MMF Non-woven Fabric	1	0	0	.	0	0	0	.
229	Cot or MMF Special Purpose Fabri	1	0	0	.	3	0	0	.
237	Playsuits, Sun suits, etc	12	11	34	58	26	26	81	139
239	Cot or MMF Apparel for Infants	0	0	0	2	0	0	0	4
331	Cotton Gloves & Mittens	.	.	0	15	.	.	0	4
333	Cotton Suit-type Coats, MB	0	4	0	.	0	7	0	.
334	Other Cotton Coats, MB	0	0	26	34	0	0	37	54
335	Cotton Coats, WGI	66	183	200	121	108	331	392	261
336	Cotton Dresses	152	510	980	879	207	755	1,650	1,482
338	Cotton Knit Shirts, MB	75	155	77	43	596	859	302	302
339	Cotton Knit Shirts, WGI	19	212	171	141	60	1,317	898	521
340	Cotton Non-knit Shirts, MB	2,499	4,132	2,935	1,684	5,471	10,125	6,644	3,843
341	Cotton Non-knit Shirts, WGI	4,329	1,623	955	633	13,012	5,162	3,007	1,702
342	Cotton Skirts	809	675	149	110	2,634	2,277	516	370
345	Cotton Sweaters	0	4	3	0	0	21	12	0
347	Cotton Trousers, MB	663	1,430	1,977	2,206	2,020	4,372	6,077	7,342
348	Cotton Trousers, WGI	649	3,368	5,318	2,808	1,647	8,836	14,661	7,612
349	Cotton Brassieres, etc.	.	.	0	1	.	.	0	7
350	Cotton Dressing Gowns	0	13	4	0	0	12	10	0
351	Cotton Nightwear	2	11	0	101	3	16	0	91
352	Cotton Underwear	0	0	0	0	0	0	0	0
359	Other Cotton Apparel	52	54	15	358	74	134	39	709
362	Cotton Bedspreads & Quilts	0	0	0	1	0	0	0	1
369	Other Cotton Manufactures	14	72	186	143	10	58	115	110
414	Other Wool Fabrics	0	0	1	0	0	0	9	0
431	Wool Gloves and Mittens	0	0	1	1	0	2	5	7
432	Wool Hosiery	0	0	0	0	0	0	1	4
433	Wool Suit-type Coats, MB	0	0	0	0	0	0	0	0
434	Other Wool Coats, MB	4	2	1	2	89	8	4	7
435	Wool Coats, WGI	10	2	2	4	4	3	11	13
438	Wool Knit Shirts	0	0	0	0	0	0	0	2
439	Wool Baby Garments	.	.	0	1	.	.	1	2
440	Wool Non-knit Shirts	0	0	0	0	1	0	1	0
444	Wool Suits, WGI	.	.	0	0	.	.	0	0
445	Wool Sweaters, MB	0	1	5	3	6	7	44	29
446	Wool Sweaters, WGI	9	10	15	15	91	91	136	164
448	Wool Trousers, WGI	0	0	0	0	0	0	1	0
459	Other Wool Apparel	2	5	7	9	8	23	22	41
465	Wool Floor Coverings	20	30	31	41	1,717	2,671	2,462	3,212
469	Other Wool Manufactures	0	0	0	0	0	0	0	0
634	Other MMF Coats, MB	0	21	1	0	0	39	2	0
635	MMF Coats, WGI	0	61	10	13	0	138	22	25
636	MMF Dresses	0	28	386	153	0	50	697	307
639	MMF Knit Shirts, WGI	8	27	0	2	13	129	0	4
640	MMF Non-knit Shirts, MB	216	1,654	502	2,679	509	3,909	1,332	4,692
641	MMF Non-knit Shirts, WGI	53	107	977	2,633	237	357	3,234	8,048
642	MMF Skirts	56	125	247	449	148	376	824	1,352
644	MMF Suits, WGI	0	38	0	.	0	265	0	.
646	MMF Sweaters, WGI	0	0	0	0	0	0	0	2
647	MMF Trousers, MB	0	16	2	92	0	70	4	286
648	MMF Trousers, WGI	5	24	339	1,564	16	90	1,055	4,322
650	MMF Dressing Gowns	0	0	1	5	0	0	2	9
651	MMF Nightwear	0	0	5	110	0	0	3	90

U.S. general imports from NEPAL by MFA categories, 1987-90

Category	Description	1987-90				1987-90			
		1987	1988	1989	1990	1987	1988	1989	1990
		--1,000 equivalent square meters--				-----1,000 dollars-----			
659	Other MMF Apparel	2	161	313	204	2	168	400	262
666	Other MMF Furnishings	.	.	0	0	.	.	0	0
670	MMF Flat Goods, etc.	0	1	1	0	1	2	5	3
835	SLR Coats, WGI	0	0	0	0	0	0	0	0
842	SLR Skirts	0	0	15	0	0	0	43	0
851	SLR Nightwear	7	0	0	.	6	0	0	.
859	Other SLR Apparel	0	0	0	1	0	1	0	1
870	SLR Handbags and Flatgoods	0	0	0	.	0	1	0	.
871	Handbags & Flatgoods, Silk & Veg	1	1	1	13	2	2	7	9
899	Other SLR Manufactures	.	.	1	0	.	.	1	0
<b>Total</b>		<b>9,739</b>	<b>14,771</b>	<b>15,894</b>	<b>17,331</b>	<b>28,721</b>	<b>42,708</b>	<b>44,768</b>	<b>47,444</b>

Source: Compiled from official statistics of the U.S. Department of Commerce.

Note.--A zero (0) indicates less than \$500 or 500 equivalent square meters. Because of rounding, figures may not add up to totals shown.

U.S. general imports from the NETHERLANDS by MFA categories, 1987-90

Category	Description	1987	1988	1989	1990	1987	1988	1989	1990
		--1,000 equivalent square meters--				-----1,000 dollars-----			
200	Cot or MMF Yarns, Sewing Thread	220	124	82	19	725	305	295	47
201	Cot or MMF Specialty Yarns	54	154	184	71	35	68	187	133
218	Cot or MMF Different Color Yarns	76	297	39	24	333	862	170	161
219	Cot or MMF Duck Fabric	0	0	0	0	0	0	0	4
220	Cot or MMF Special Weave Fabric	458	598	733	464	982	1,932	1,685	1,405
222	Cot or MMF Knit Fabric	204	1	48	80	139	3	104	128
223	Cot or MMF Non-woven Fabric	1,725	1,441	10,841	6,177	822	1,516	6,934	5,502
224	Cot or MMF Pile & Tufted Fabric	83	123	87	68	479	664	615	550
225	Cot or MMF Denim	2	47	0	.	9	95	0	.
226	Cot or MMF Cheesecloth & Batiste	3	25	133	74	17	75	232	248
227	Cot or MMF Oxford Cloth	0	0	3	0	0	0	6	0
229	Cot or MMF Special Purpose Fabri	6,594	5,453	10,122	2,675	7,109	6,927	5,068	4,075
237	Playsuits, Sunsuits, etc	6	3	1	1	17	25	12	7
239	Cot or MMF Apparel for Infants	7	0	0	1	14	3	0	11
300	Carded Cotton Yarn	313	0	0	0	151	0	0	0
301	Combed Cotton Yarn	14	1	0	0	23	2	0	1
313	Cotton Sheeting	250	680	485	429	810	1,961	986	1,490
314	Cotton Poplin & Broadcloth	52	9	543	589	76	45	1,897	2,142
315	Cotton Printcloth	104	41	271	269	112	141	1,105	1,077
317	Cotton Twills and Sateens	627	58	44	3	3,146	256	150	21
326	Cotton Sateens	458	1,238	1,518	1,422	1,885	5,437	6,510	7,099
330	Cotton Handkerchiefs	0	1	0	0	0	0	1	1
331	Cotton Gloves & Mittens	0	2	0	0	2	1	1	0
332	Cotton Hosiery	2	1	2	0	16	17	13	4
333	Cotton Suit-type Coats, MB	29	0	0	1	94	1	2	31
334	Other Cotton Coats, MB	108	103	25	60	193	133	205	170
335	Cotton Coats, WGI	24	9	23	3	190	162	520	44
336	Cotton Dresses	21	10	4	3	80	60	34	28
338	Cotton Knit Shirts, MB	4	15	4	7	22	32	26	107
339	Cotton Knit Shirts, WGI	8	9	4	7	124	168	115	133
340	Cotton Non-knit Shirts, MB	50	34	6	5	114	37	18	61
341	Cotton Non-knit Shirts, WGI	14	21	3	1	85	96	38	22
342	Cotton Skirts	5	7	2	1	60	76	37	18
345	Cotton Sweaters	39	13	3	2	148	118	40	15
347	Cotton Trousers, MB	229	102	26	10	353	169	29	73
348	Cotton Trousers, WGI	18	37	12	5	158	244	137	86
349	Cotton Brassieres, etc.	10	12	14	15	118	143	182	216
350	Cotton Dressing Gowns	1	5	29	3	3	2	124	26
351	Cotton Nightwear	35	103	0	23	11	53	1	27
352	Cotton Underwear	57	29	19	13	134	57	37	44
353	Cotton Down-filled Coats, MB	0	0	7	0	0	0	77	0
354	Cotton Down-filled Coats, WGI	0	0	3	0	0	0	83	1
359	Other Cotton Apparel	146	183	17	17	94	113	62	61
360	Cotton Pillowcases	0	0	3	19	0	1	4	15
361	Cotton Sheets	0	22	9	146	4	85	11	126
362	Cotton Bedspreads & Quilts	0	1	5	10	1	12	13	52
363	Cotton Pile Towels	25	2	0	8	34	8	2	61
369	Other Cotton Manufactures	162	275	242	350	174	182	301	173
400	Wool Tops & Yarn	132	41	59	26	423	148	117	81
410	Woolen & Worsted Fabric	46	2	39	104	109	24	290	443
414	Other Wool Fabrics	279	297	328	329	3,289	3,659	3,948	4,431
431	Wool Gloves and Mittens	1	1	0	.	3	2	0	.
432	Wool Hosiery	0	0	0	0	4	0	0	0

U.S. general imports from the NETHERLANDS by MFA categories, 1987-90

Category	Description	1987	1988	1989	1990	1987	1988	1989	1990
		--1,000 equivalent square meters--				--1,000 dollars--			
433	Wool Suit-type Coats, MB	2	4	1	4	15	20	17	121
434	Other Wool Coats, MB	42	90	0	0	76	74	10	12
435	Wool Coats, WGI	15	3	3	4	195	52	68	58
436	Wool Dresses	2	2	0	1	14	7	5	10
438	Wool Knit Shirts	0	0	1	0	1	1	23	10
439	Wool Baby Garments	.	.	0	0	.	.	0	2
440	Wool Non-knit Shirts	1	0	0	1	13	1	6	2
442	Wool Skirts	0	1	0	0	16	12	14	3
443	Wool Suits, MB	0	0	0	5	3	0	2	370
444	Wool Suits, WGI	0	0	0	0	2	0	1	1
445	Wool Sweaters, MB	8	2	0	0	30	13	28	10
446	Wool Sweaters, WGI	1	1	1	1	12	21	49	14
447	Wool Trousers, MB	11	11	0	0	33	39	3	6
448	Wool Trousers, WGI	0	0	1	0	8	15	23	14
459	Other Wool Apparel	41	44	1	1	239	180	10	15
464	Wool Blankets	0	3	0	0	0	7	10	4
465	Wool Floor Coverings	415	338	451	346	9,624	7,063	6,642	7,168
469	Other Wool Manufactures	15	17	0	2	59	38	3	4
600	Textured Filament Yarns	2,632	471	3,016	859	1,230	215	1,094	327
604	Synthetic Staple Fiber Yarns	0	128	90	65	0	91	89	39
606	Non-textured Filament Yarns	22,306	38,186	36,582	43,265	5,645	10,597	9,809	11,936
607	Other MMF Staple Yarns	75	313	141	1	68	274	133	3
611	Woven Fabrics of Artificial Stap	10	13	27	43	52	72	91	146
613	MMF Sheeting	15	8	51	78	62	35	213	227
614	MMF Poplin and Broadcloth	0	5	10	0	0	41	23	0
615	MMF Printcloth	2	0	0	2	8	0	1	10
617	MMF Twills and Sateens	0	10	21	25	0	86	88	193
618	Woven Fabrics of C-F MMF Yarns	19	8	8	19	459	79	14	49
619	Woven Polyester Filament Fabrics	7	80	711	751	26	196	878	1,900
620	Other Woven Filament Fabrics	1,258	367	496	163	2,415	1,908	1,210	704
621	Impression Fabric	0	0	7	0	0	1	7	7
622	Glass Fiber Fabrics	0	200	8	11	0	445	118	105
624	MMF Fabric Mixed with Wool	44	462	27	0	182	185	128	0
625	MMF Poplin & Broadcloth	0	0	14	15	0	0	20	52
626	MMF Printcloth	0	0	0	1	0	0	0	4
627	MMF Sheeting	2	0	1	7	7	0	2	18
628	MMF Twills & Sateens	12	7	0	7	31	4	0	64
629	Other MMF Fabric	47	21	5	3	157	109	16	11
630	MMF Handkerchiefs	.	.	0	0	.	.	0	1
631	MMF Gloves	1	1	0	.	2	1	0	.
632	MMF Hosiery	0	0	0	0	0	2	1	0
633	MMF Suit-type Coats, MB	0	5	0	0	1	10	6	6
634	Other MMF Coats, MB	0	4	2	7	3	13	15	15
635	MMF Coats, WGI	4	4	8	9	40	75	126	110
636	MMF Dresses	0	5	2	1	7	31	29	14
638	MMF Knit Shirts, MB	2	1	0	1	24	7	3	2
639	MMF Knit Shirts, WGI	1	0	0	1	7	1	4	10
640	MMF Non-knit Shirts, MB	4	2	0	1	11	15	3	8
641	MMF Non-knit Shirts, WGI	9	1	2	1	34	28	45	17
642	MMF Skirts	1	1	1	0	18	40	27	9
643	MMF Suits, MB	0	0	0	0	0	7	3	6
644	MMF Suits, WGI	0	0	0	0	2	0	2	0
645	MMF Sweaters, MB	34	0	55	0	167	2	40	1
646	MMF Sweaters, WGI	6	2	0	0	17	5	4	0

U.S. general imports from the NETHERLANDS by MFA categories, 1987-90

Category	Description	1987	1988	1989	1990	1987	1988	1989	1990
		--1,000 equivalent square meters--				--1,000 dollars--			
647	MMF Trousers, MB	2	0	4	2	36	5	15	30
648	MMF Trousers, WGI	4	1	2	1	102	40	48	17
649	MMF Brassieres etc.	35	21	23	12	503	307	337	216
650	MMF Dressing Gowns	0	0	3	0	0	0	10	0
651	MMF Nightwear	31	1	0	.	13	1	0	.
652	MMF Underwear	15	10	7	8	46	43	28	50
659	Other MMF Apparel	33	25	24	42	86	79	97	92
665	MMF Floor Coverings	228	398	663	861	2,734	4,226	4,550	5,836
666	Other MMF Furnishings	1,384	1,271	1,297	646	3,866	2,991	2,289	871
669	Other MMF Manufactures	8,503	10,170	701	1,520	6,269	5,920	324	459
670	MMF Flat Goods, etc.	5	26	4	4	16	92	11	4
800	SLR Yarn	11	0	1	0	24	0	2	1
810	SLR Fabric	143	208	65	50	462	643	369	328
831	SLR Gloves	0	0	0	0	0	0	1	0
832	SLR Hosiery	0	0	0	0	0	0	0	0
833	SLR Suit-type Coats, MB	0	0	0	0	6	0	2	12
834	Other SLR Coats, MB	0	0	0	0	3	0	0	0
835	SLR Coats, WGI	1	2	0	1	16	41	4	10
836	SLR Dresses	0	1	0	0	2	6	2	0
838	SLR Knit Shirts	0	0	0	.	0	1	0	.
840	SLR Non-knit Shirts	0	0	0	0	5	8	3	0
842	SLR Skirts	0	0	0	0	12	15	2	3
843	SLR Suits, MB	0	0	0	0	1	8	0	4
844	SLR Suits, WGI	0	0	0	.	1	2	0	.
845	Sweaters, Oth Non-Cot Veg Fibers	0	0	0	.	1	2	0	.
847	SLR Trousers	1	1	0	0	23	39	6	11
850	SLR Robes	0	19	5	0	0	8	1	0
851	SLR Nightwear	0	32	12	0	0	16	6	0
858	SLR Neckties	0	0	0	0	1	0	2	6
859	Other SLR Apparel	10	2	8	5	15	12	19	16
870	SLR Handbags and Flatgoods	0	0	0	1	0	2	0	5
871	Handbags & Flatgoods, Silk & Veg	0	2	0	0	1	4	0	0
899	Other SLR Manufactures	16	264	880	82	12	70	992	124
<b>Total</b>		<b>50,166</b>	<b>64,912</b>	<b>71,471</b>	<b>62,474</b>	<b>58,195</b>	<b>62,814</b>	<b>62,699</b>	<b>62,562</b>

Source: Compiled from official statistics of the U.S. Department of Commerce.

Note.--A zero (0) indicates less than \$500 or 500 equivalent square meters. Because of rounding, figures may not add up to totals shown.

U.S. general imports from NEW ZEALAND by MFA categories, 1987-90

Category	Description	1987	1988	1989	1990	1987	1988	1989	1990
		--1,000 equivalent square meters--				-----1,000 dollars-----			
200	Cot or MMF Yarns, Sewing Thread	0	1	0	1	1	3	2	1
201	Cot or MMF Specialty Yarns	55	6	1	35	45	10	1	18
218	Cot or MMF Different Color Yarns	0	0	0	.	0	1	0	.
220	Cot or MMF Special Weave Fabric	0	0	0	0	4	0	0	2
222	Cot or MMF Knit Fabric	4	0	0	2	7	0	0	5
223	Cot or MMF Non-woven Fabric	0	2	0	.	0	1	0	.
224	Cot or MMF Pile & Tufted Fabric	0	0	1	0	0	0	6	0
229	Cot or MMF Special Purpose Fabri	26	47	96	99	14	34	61	42
237	Playsuits, Sunsuits, etc	0	1	3	1	0	2	17	8
301	Combed Cotton Yarn	0	0	0	.	0	2	0	0
313	Cotton Sheeting	0	0	0	0	0	1	0	0
317	Cotton Twills and Sateens	0	0	0	.	0	1	0	.
333	Cotton Suit-type Coats, MB	18	17	3	2	114	175	9	9
334	Other Cotton Coats, MB	92	96	83	24	482	836	454	184
335	Cotton Coats, WGI	28	13	13	3	102	87	129	58
336	Cotton Dresses	81	85	47	9	297	300	194	42
338	Cotton Knit Shirts, MB	26	50	52	29	507	1,566	1,513	809
339	Cotton Knit Shirts, WGI	4	3	5	1	52	34	60	25
340	Cotton Non-knit Shirts, MB	379	88	18	0	3,237	631	114	6
341	Cotton Non-knit Shirts, WGI	52	22	10	7	304	176	81	56
342	Cotton Skirts	24	13	7	1	171	74	39	8
345	Cotton Sweaters	13	6	18	22	60	31	71	132
347	Cotton Trousers, MB	405	264	191	66	2,213	1,800	1,088	392
348	Cotton Trousers, WGI	71	34	21	6	527	217	157	52
350	Cotton Dressing Gowns	.	.	0	1	.	.	0	4
352	Cotton Underwear	0	0	0	0	2	2	0	0
359	Other Cotton Apparel	1	3	0	0	17	16	3	1
360	Cotton Pillowcases	26	0	0	.	60	0	0	.
362	Cotton Bedspreads & Quilts	.	.	0	1	.	.	0	10
363	Cotton Pile Towels	0	0	0	.	1	0	0	.
369	Other Cotton Manufactures	20	1	16	8	10	8	25	24
400	Wool Tops & Yarn	1,219	1,872	1,813	2,456	2,569	4,246	4,010	4,838
410	Woolen & Worsted Fabric	11	4	1	0	46	35	4	2
414	Other Wool Fabrics	176	140	93	44	1,145	1,152	887	427
431	Wool Gloves and Mittens	4	1	1	1	25	13	19	20
432	Wool Hosiery	3	3	5	4	39	61	90	86
433	Wool Suit-type Coats, MB	1	0	0	.	13	1	0	.
434	Other Wool Coats, MB	1	6	2	4	10	15	20	59
435	Wool Coats, WGI	0	0	0	0	1	1	0	2
436	Wool Dresses	0	0	0	.	1	0	0	.
438	Wool Knit Shirts	2	0	0	1	57	2	5	25
440	Wool Non-knit Shirts	0	1	0	0	12	10	11	3
442	Wool Skirts	0	0	0	.	1	0	0	.
445	Wool Sweaters, MB	47	9	6	2	356	163	62	106
446	Wool Sweaters, WGI	20	7	3	1	345	92	59	31
447	Wool Trousers, MB	0	0	0	0	0	1	0	0
459	Other Wool Apparel	6	11	4	2	52	101	38	19
464	Wool Blankets	24	7	7	1	99	35	49	12
465	Wool Floor Coverings	132	60	87	83	3,384	2,450	1,948	2,264
469	Other Wool Manufactures	1,036	77	3	2	3,081	240	17	18
613	MMF Sheeting	0	0	1	0	0	0	0	0
619	Woven Polyester Filament Fabrics	12	0	0	.	36	0	0	.
629	Other MMF Fabric	0	0	0	.	0	0	0	.

C-107

U.S. general imports from NEW ZEALAND by MFA categories, 1987-90

Category	Description	1987	1988	1989	1990	1987	1988	1989	1990
		--1,000 equivalent square meters--				-----1,000 dollars-----			
632	MMF Hosiery	1	2	0	.	10	9	0	.
634	Other MMF Coats, MB	0	0	0	1	2	5	1	7
635	MMF Coats, WGI	0	0	0	0	4	2	1	2
636	MMF Dresses	0	1	1	0	0	2	7	1
638	MMF Knit Shirts, MB	0	0	0	.	0	0	0	.
639	MMF Knit Shirts, WGI	49	15	3	0	173	39	7	3
640	MMF Non-knit Shirts, MB	0	0	0	0	0	0	1	0
641	MMF Non-knit Shirts, WGI	0	0	0	1	0	0	1	5
642	MMF Skirts	0	0	0	0	3	1	2	3
644	MMF Suits, WGI	0	0	0	0	0	0	1	0
645	MMF Sweaters, MB	0	0	0	0	1	0	7	0
646	MMF Sweaters, WGI	0	0	0	0	0	0	1	2
647	MMF Trousers, MB	19	0	0	0	80	2	0	3
648	MMF Trousers, WGI	0	0	6	15	3	2	14	30
651	MMF Nightwear	0	18	0	.	0	33	0	.
659	Other MMF Apparel	413	109	105	109	1,356	336	257	220
665	MMF Floor Coverings	0	0	0	0	0	11	6	1
666	Other MMF Furnishings	0	0	24	144	1	1	30	71
669	Other MMF Manufactures	241	76	184	164	262	179	229	277
670	MMF Flat Goods, etc.	1	0	0	1	7	1	4	6
836	SLR Dresses	0	0	0	.	0	0	0	.
840	SLR Non-knit Shirts	0	.	0	0	.	.	0	1
847	SLR Trousers	0	0	0	0	0	0	2	0
858	SLR Neckties	0	.	0	0	.	.	0	1
859	Other SLR Apparel	51	35	15	21	155	137	48	101
870	SLR Handbags and Flatgoods	.	.	0	0	.	.	0	2
899	Other SLR Manufactures	3	0	4	3	3	0	6	6
<b>Total</b>		<b>4,796</b>	<b>3,206</b>	<b>2,955</b>	<b>3,382</b>	<b>21,562</b>	<b>15,382</b>	<b>11,867</b>	<b>10,538</b>

Source: Compiled from official statistics of the U.S. Department of Commerce.

Note.--A zero (0) indicates less than \$500 or 500 equivalent square meters. Because of rounding, figures may not add up to totals shown.



U.S. general imports from PAKISTAN by MFA categories, 1987-90

Category	Description	--1,000 equivalent square meters--				-----1,000 dollars-----			
		1987	1988	1989	1990	1987	1988	1989	1990
200	Cot or MMF Yarns, Sewing Thread	0	2	123	628	0	5	91	467
201	Cot or MMF Specialty Yarns	.	.	0	1,283	.	.	0	190
218	Cot or MMF Different Color Yarns	143	42	34	125	80	26	34	115
219	Cot or MMF Duck Fabric	2,385	4,146	3,759	3,123	1,906	3,194	2,533	2,359
220	Cot or MMF Special Weave Fabric	2,770	2,565	1,234	9,488	1,219	1,598	806	6,551
222	Cot or MMF Knit Fabric	54	434	854	3,278	29	165	315	1,055
224	Cot or MMF Pile & Tufted Fabric	293	257	129	535	277	249	127	523
225	Cot or MMF Denim	186	82	465	632	292	135	536	819
226	Cot or MMF Cheesecloth & Batiste	2,316	16,518	16,661	21,652	834	5,065	4,564	6,495
227	Cot or MMF Oxford Cloth	63	63	0	.	41	25	0	.
229	Cot or MMF Special Purpose Fabri	100	3,568	864	380	54	1,245	305	124
237	Playsuits, Sunsuits, etc	498	436	276	622	729	1,147	570	1,164
239	Cot or MMF Apparel for Infants	80	141	557	3,976	92	133	478	2,952
300	Carded Cotton Yarn	0	0	638	120	2	0	80	54
313	Cotton Sheeting	43,911	31,265	41,013	64,254	23,028	13,032	14,585	27,233
314	Cotton Poplin & Broadcloth	290	0	0	209	154	0	0	73
315	Cotton Printcloth	23,828	24,621	50,140	56,628	10,164	8,611	14,324	18,492
317	Cotton Twills and Sateens	2,265	3,851	3,229	3,624	1,325	2,701	1,741	2,070
326	Cotton Sateens	78	170	53	0	53	109	29	0
330	Cotton Handkerchiefs	45	38	57	18	39	35	52	16
331	Cotton Gloves & Mittens	1,597	2,432	2,494	2,773	1,502	2,605	3,103	3,904
333	Cotton Suit-type Coats, MB	7	0	11	0	76	0	44	0
334	Other Cotton Coats, MB	1,093	1,230	991	1,038	1,939	2,451	2,586	3,037
335	Cotton Coats, WGI	1,409	1,419	1,378	974	2,590	3,499	3,156	2,160
336	Cotton Dresses	4,189	3,520	6,553	6,405	5,214	4,437	7,443	7,288
338	Cotton Knit Shirts, MB	16,265	15,359	24,272	19,535	40,875	44,244	70,130	77,425
339	Cotton Knit Shirts, WGI	3,994	4,019	5,572	4,397	15,424	16,345	24,835	21,375
340	Cotton Non-knit Shirts, MB	2,471	2,990	4,415	2,923	4,427	5,834	8,822	6,605
341	Cotton Non-knit Shirts, WGI	3,330	2,483	3,773	3,017	10,813	8,057	11,115	9,539
342	Cotton Skirts	1,319	879	1,342	1,217	2,801	1,813	3,096	2,516
345	Cotton Sweaters	205	260	438	365	278	490	1,062	1,059
347	Cotton Trousers, MB	1,009	700	836	942	2,339	2,890	3,279	3,954
348	Cotton Trousers, WGI	4,394	4,201	4,747	4,067	10,877	11,961	13,117	12,275
349	Cotton Brassieres, etc.	0	0	21	0	0	0	61	0
350	Cotton Dressing Gowns	661	709	726	994	792	1,071	1,042	1,844
351	Cotton Nightwear	1,918	1,956	1,666	2,015	1,583	1,847	1,851	2,305
352	Cotton Underwear	1,965	1,504	2,278	1,735	2,071	1,931	2,857	2,558
359	Other Cotton Apparel	8,604	13,911	14,561	15,846	6,154	9,288	10,612	11,578
360	Cotton Pillowcases	254	98	2,584	2,362	158	59	1,655	1,488
361	Cotton Sheets	110	309	16,632	13,381	72	227	9,405	8,490
362	Cotton Bedspreads & Quilts	7	64	77	36	8	66	85	36
363	Cotton Pile Towels	9,429	10,766	11,836	10,224	21,044	25,554	28,632	26,332
369	Other Cotton Manufactures	69,523	97,437	96,787	103,349	28,660	38,906	38,722	43,543
400	Wool Tops & Yarn	4	0	0	.	7	0	0	.
410	Woolen & Worsted Fabric	0	0	8	0	0	0	420	0
414	Other Wool Fabrics	0	2	2	0	0	17	69	0
431	Wool Gloves and Mittens	5	13	20	28	8	20	35	50
432	Wool Hosiery	0	4	8	22	0	13	27	48
434	Other Wool Coats, MB	1	0	0	.	0	0	0	.
435	Wool Coats, WGI	0	0	0	0	3	0	1	0
440	Wool Non-knit Shirts	0	0	0	.	0	0	0	.
442	Wool Skirts	0	0	0	.	2	0	0	.
446	Wool Sweaters, WGI	0	2	0	0	0	23	0	1

C-109

U.S. general imports from PAKISTAN by MFA categories, 1987-90

Category	Description	1987	1988	1989	1990	1987	1988	1989	1990
		--1,000 equivalent square meters--				-----1,000 dollars-----			
447	Wool Trousers, MB	3	0	0	.	6	1	0	.
448	Wool Trousers, WGI	0	0	0	4	0	0	0	13
459	Other Wool Apparel	7	9	17	22	18	24	15	25
464	Wool Blankets	0	0	0	.	0	0	0	.
465	Wool Floor Coverings	551	511	940	747	54,968	54,544	58,085	55,042
469	Other Wool Manufactures	3	3	2	7	20	25	13	21
604	Synthetic Staple Fiber Yarns	402	0	0	.	185	0	0	.
607	Other MMF Staple Yarns	1,732	2,003	230	0	861	1,036	91	0
611	Woven Fabrics of Artificial Stap	1	165	18	1,749	1	182	15	1,406
613	MMF Sheeting	1,245	7,478	993	1,561	517	2,842	360	804
614	MMF Poplin and Broadcloth	0	232	293	669	0	87	121	234
615	MMF Printcloth	2,634	17,389	10,604	16,489	896	6,050	3,182	4,760
617	MMF Twills and Sateens	2,301	3,777	701	6,569	998	1,774	311	2,747
618	Woven Fabrics of C-F MMF Yarns	.	.	0	2	.	.	0	5
619	Woven Polyester Filament Fabrics	0	2	0	122	0	6	0	79
620	Other Woven Filament Fabrics	0	0	0	.	3	0	0	.
625	MMF Poplin & Broadcloth	0	1	5	0	0	2	3	0
626	MMF Printcloth	169	167	5	147	58	69	6	123
627	MMF Sheeting	90	189	314	84	30	125	104	52
631	MMF Gloves	1,011	1,285	1,634	719	578	832	1,326	710
632	MMF Hosiery	8	0	2	0	9	0	1	0
634	Other MMF Coats, MB	468	219	888	1,526	599	350	1,354	2,549
635	MMF Coats, WGI	546	484	346	396	559	654	492	623
636	MMF Dresses	1,529	967	457	591	1,823	1,166	678	1,010
638	MMF Knit Shirts, MB	2,022	994	487	1,087	1,424	1,189	667	1,279
639	MMF Knit Shirts, WGI	3,012	1,638	379	1,280	2,940	1,736	554	2,270
640	MMF Non-knit Shirts, MB	1,622	1,329	227	1,306	2,317	2,559	374	3,260
641	MMF Non-knit Shirts, WGI	1,643	778	713	1,198	3,395	2,084	2,112	4,166
642	MMF Skirts	322	366	290	513	790	831	907	1,890
643	MMF Suits, MB	0	0	0	0	1	0	0	3
644	MMF Suits, WGI	4	0	0	7	7	1	4	35
645	MMF Sweaters, MB	353	0	0	.	423	0	0	.
646	MMF Sweaters, WGI	29	0	0	89	39	4	0	155
647	MMF Trousers, MB	2,075	2,219	1,662	2,136	3,397	5,367	4,529	5,500
648	MMF Trousers, WGI	2,315	1,836	1,315	2,454	2,142	2,063	2,580	5,384
649	MMF Brassieres etc.	89	188	128	128	249	567	418	451
650	MMF Dressing Gowns	2,044	766	754	314	426	264	236	109
651	MMF Nightwear	2	303	0	211	3	298	0	209
652	MMF Underwear	36	147	0	1	22	129	0	1
659	Other MMF Apparel	1,286	1,211	1,783	1,668	773	1,281	1,719	1,601
665	MMF Floor Coverings	0	1	5	1	5	12	62	30
666	Other MMF Furnishings	3,044	10,716	25,047	22,756	842	5,372	9,582	9,960
669	Other MMF Manufactures	1	1	6	2	7	2	10	4
670	MMF Flat Goods, etc.	0	64	0	2	1	99	0	11
810	SLR Fabric	0	0	0	32	13	1	0	70
831	SLR Gloves	0	0	0	1	1	0	0	2
834	Other SLR Coats, MB	0	0	0	0	0	0	0	0
835	SLR Coats, WGI	.	.	0	0	.	.	0	5
836	SLR Dresses	0	0	0	.	0	0	0	.
840	SLR Non-knit Shirts	0	0	0	.	12	0	0	.
842	SLR Skirts	15	0	0	.	15	0	0	.
845	Sweaters, Oth Non-Cot Veg Fibers	0	0	2	0	0	0	14	0
847	SLR Trousers	0	0	57	261	0	0	163	824
850	SLR Robes	0	33	0	.	0	10	0	.

C-110

U.S. general imports from PAKISTAN by MFA categories, 1987-90

Category	Description	1987	1988	1989	1990	1987	1988	1989	1990
		--1,000 equivalent square meters--				--1,000 dollars--			
858	SLR Neckties	0	0	0	.	1	0	0	.
859	Other SLR Apparel	57	41	10	60	42	31	1	13
863	SLR Towels	0	0	1	0	0	0	0	0
870	SLR Handbags and Flatgoods	52	0	2	0	45	1	12	0
871	Handbags & Flatgoods, Silk & Veg	0	3	0	0	0	2	1	1
899	Other SLR Manufactures	12	3	0	4	5	5	0	4
Total		245,805	311,987	374,431	435,131	281,505	314,799	378,535	427,600

Source: Compiled from official statistics of the U.S. Department of Commerce.

Note.--A zero (0) indicates less than \$500 or 500 equivalent square meters. Because of rounding, figures may not add up to totals shown.

U.S. general imports from PANAMA by MFA categories, 1987-90

Category	Description	1987 1988 1989 1990				1987 1988 1989 1990			
		--1,000 equivalent square meters--				-----1,000 dollars-----			
218	Cot or MMF Different Color Yarns	0	1	0	.	0	1	0	.
220	Cot or MMF Special Weave Fabric	.	.	0	1	.	.	0	2
229	Cot or MMF Special Purpose Fabri	494	1	133	97	373	4	83	59
237	Playsuits, Sun suits, etc	10	5	32	6	16	11	80	16
239	Cot or MMF Apparel for Infants	0	1	64	8	1	2	165	20
313	Cotton Sheeting	0	28	0	1	0	68	0	1
330	Cotton Handkerchiefs	0	0	0	.	4	1	0	.
332	Cotton Hosiery	54	54	70	86	70	60	69	97
333	Cotton Suit-type Coats, MB	14	1	0	9	54	3	0	17
334	Other Cotton Coats, MB	1	1	5	50	7	3	22	89
335	Cotton Coats, WGI	182	441	272	94	894	1,537	1,095	284
336	Cotton Dresses	85	67	421	719	231	213	1,327	1,185
338	Cotton Knit Shirts, MB	270	271	687	2,277	1,912	1,699	4,003	9,711
339	Cotton Knit Shirts, WGI	629	939	1,088	1,335	6,396	6,534	9,638	7,111
340	Cotton Non-knit Shirts, MB	787	749	665	869	2,229	2,254	2,890	2,646
341	Cotton Non-knit Shirts, WGI	414	492	100	46	1,212	1,137	288	107
342	Cotton Skirts	568	768	425	542	1,583	2,175	2,761	2,794
345	Cotton Sweaters	364	137	385	414	1,438	464	1,469	1,998
347	Cotton Trousers, MB	460	1,154	1,147	3,241	1,367	3,385	3,832	10,656
348	Cotton Trousers, WGI	3,464	2,968	4,772	4,981	10,884	9,851	15,972	16,725
349	Cotton Brassieres, etc.	0	1	0	.	0	4	0	.
350	Cotton Dressing Gowns	3	0	80	0	3	0	108	0
351	Cotton Nightwear	4	6	395	24	3	5	404	20
352	Cotton Underwear	114	1,161	2,014	2,136	150	950	1,571	2,133
359	Other Cotton Apparel	152	229	13	104	330	263	23	163
362	Cotton Bedspreads & Quilts	0	0	0	6	0	1	0	7
363	Cotton Pile Towels	0	0	54	0	1	4	14	0
369	Other Cotton Manufactures	149	8	158	53	107	6	24	23
410	Woolen & Worsted Fabric	0	20	0	.	0	45	0	.
435	Wool Coats, WGI	11	0	0	.	12	0	0	.
436	Wool Dresses	0	0	0	0	2	0	0	0
438	Wool Knit Shirts	0	0	0	.	0	2	0	.
440	Wool Non-knit Shirts	0	0	2	6	0	0	18	24
442	Wool Skirts	12	4	0	.	96	32	0	.
444	Wool Suits, WGI	0	0	0	.	0	1	0	.
445	Wool Sweaters, MB	0	0	18	0	0	1	54	3
446	Wool Sweaters, WGI	31	0	14	1	152	1	39	2
447	Wool Trousers, MB	0	0	0	0	0	1	0	2
459	Other Wool Apparel	0	0	0	1	0	3	0	6
465	Wool Floor Coverings	1	0	0	0	87	11	2	0
615	MMF Printcloth	6	0	0	.	2	0	0	.
619	Woven Polyester Filament Fabrics	30	0	0	11	25	0	0	37
620	Other Woven Filament Fabrics	1	0	0	.	13	0	0	.
626	MMF Printcloth	32	0	0	.	42	0	0	.
629	Other MMF Fabric	0	5	0	.	0	6	0	.
632	MMF Hosiery	96	107	118	126	115	122	130	139
633	MMF Suit-type Coats, MB	0	0	1	0	0	2	2	0
634	Other MMF Coats, MB	93	41	0	.	53	26	0	.
635	MMF Coats, WGI	4	23	0	.	7	18	0	.
636	MMF Dresses	58	34	15	6	30	125	26	14
638	MMF Knit Shirts, MB	33	68	9	16	64	119	30	57
639	MMF Knit Shirts, WGI	185	81	120	93	271	93	215	328
640	MMF Non-knit Shirts, MB	390	379	204	160	2,323	2,104	1,146	837

U.S. general imports from PANAMA by MFA categories, 1987-90

Category	Description	1987	1988	1989	1990	1987	1988	1989	1990
		--1,000 equivalent square meters--				-----1,000 dollars-----			
641	MMF Non-knit Shirts, WGI	4	9	12	11	9	28	54	32
642	MMF Skirts	447	88	14	70	1,839	260	54	244
643	MMF Suits, MB	0	0	0	.	0	1	0	.
644	MMF Suits, WGI	0	0	0	0	0	0	0	0
645	MMF Sweaters, MB	100	19	23	2	133	20	29	5
646	MMF Sweaters, WGI	4,085	373	11	0	6,833	646	14	0
647	MMF Trousers, MB	220	96	107	123	522	304	392	440
648	MMF Trousers, WGI	145	144	148	693	171	348	263	1,172
649	MMF Brassieres etc.	543	317	757	490	1,479	680	1,733	1,129
650	MMF Dressing Gowns	1	35	0	33	0	23	0	24
651	MMF Nightwear	31	54	46	18	27	70	40	17
652	MMF Underwear	145	277	159	433	52	126	94	308
659	Other MMF Apparel	5	65	2	8	7	53	2	10
665	MMF Floor Coverings	0	0	0	.	0	0	0	.
666	Other MMF Furnishings	0	103	0	3	0	34	0	0
669	Other MMF Manufactures	0	0	0	0	0	0	0	0
670	MMF Flat Goods, etc.	0	0	0	11	0	0	18	24
832	SLR Hosiery	0	0	0	.	0	0	0	.
833	SLR Suit-type Coats, MB	0	0	1	0	0	0	0	0
835	SLR Coats, WGI	.	.	0	0	.	.	1	0
838	SLR Knit Shirts	.	.	0	1	.	.	0	14
840	SLR Non-knit Shirts	51	32	85	108	331	225	794	1,192
842	SLR Skirts	0	0	0	0	0	1	0	1
844	SLR Suits, WGI	0	0	0	.	0	1	0	.
845	Sweaters, Oth Non-Cot Veg Fibers	31	79	77	75	118	280	301	398
847	SLR Trousers	0	1	59	278	0	4	147	630
852	SLR Underwear	12	0	0	0	6	0	0	1
859	Other SLR Apparel	22	73	0	.	25	93	0	.
871	Handbags & Flatgoods, Silk & Veg	0	0	22	0	0	0	6	0
899	Other SLR Manufactures	0	1	0	0	0	1	6	1
<b>Total</b>		<b>15,043</b>	<b>12,016</b>	<b>15,006</b>	<b>19,877</b>	<b>44,110</b>	<b>36,549</b>	<b>51,451</b>	<b>62,955</b>

Source: Compiled from official statistics of the U.S. Department of Commerce.

Note.--A zero (0) indicates less than \$500 or 500 equivalent square meters. Because of rounding, figures may not add up to totals shown.

U.S. general imports from PERU by MFA categories, 1987-90

Category	Description	1987	1988	1989	1990	1987	1988	1989	1990
		--1,000 equivalent square meters--				-----1,000 dollars-----			
200	Cot or MMF Yarns, Sewing Thread	34	15	6	5	46	23	10	8
201	Cot or MMF Specialty Yarns	0	0	0	.	0	0	0	.
218	Cot or MMF Different Color Yarns	183	189	437	260	168	298	674	403
219	Cot or MMF Duck Fabric	1,959	896	2,160	1,244	1,273	667	1,295	748
220	Cot or MMF Special Weave Fabric	348	839	4,292	3,264	491	1,380	3,092	2,352
222	Cot or MMF Knit Fabric	459	486	693	204	326	345	415	170
223	Cot or MMF Non-woven Fabric	0	0	0	90	0	0	0	12
224	Cot or MMF Pile & Tufted Fabric	0	1	2	0	0	1	2	0
225	Cot or MMF Denim	28	46	0	.	35	80	0	.
226	Cot or MMF Cheesecloth & Batiste	197	0	12	39	79	0	12	14
227	Cot or MMF Oxford Cloth	.	.	0	88	.	.	1	53
229	Cot or MMF Special Purpose Fabri	0	0	1	1	0	0	1	2
237	Playsuits, Sunsuits, etc	8	31	41	55	40	68	190	253
239	Cot or MMF Apparel for Infants	0	0	6	21	0	0	20	48
300	Carded Cotton Yarn	573	2,892	12,185	4,645	145	743	3,583	1,494
301	Combed Cotton Yarn	1,802	1,315	1,344	678	1,161	1,053	546	390
313	Cotton Sheeting	9,439	3,057	9,156	3,287	5,873	2,121	4,918	2,079
314	Cotton Poplin & Broadcloth	1,016	995	1,466	791	725	953	1,188	625
315	Cotton Printcloth	1,276	221	50	1,174	659	136	28	563
317	Cotton Twills and Sateens	7,993	9,716	6,914	4,011	5,990	7,183	4,562	2,644
326	Cotton Sateens	3,928	2,474	2,785	3,434	4,077	2,709	3,332	4,828
331	Cotton Gloves & Mittens	.	.	1	2	.	.	1	1
332	Cotton Hosiery	0	0	0	0	0	0	1	0
333	Cotton Suit-type Coats, MB	0	1	21	0	0	2	48	0
334	Other Cotton Coats, MB	1	28	7	111	12	70	19	507
335	Cotton Coats, WGI	8	272	57	98	41	486	187	215
336	Cotton Dresses	52	25	397	722	172	105	705	992
338	Cotton Knit Shirts, MB	477	633	1,160	1,425	4,855	7,189	10,336	15,690
339	Cotton Knit Shirts, WGI	1,309	1,495	2,800	2,148	7,646	8,378	14,894	14,694
340	Cotton Non-knit Shirts, MB	61	29	227	398	159	75	660	1,216
341	Cotton Non-knit Shirts, WGI	439	390	71	8	1,063	889	225	32
342	Cotton Skirts	247	119	107	97	813	451	643	561
345	Cotton Sweaters	342	414	532	508	2,178	2,496	2,757	2,283
347	Cotton Trousers, MB	97	123	335	1,105	386	517	1,698	4,484
348	Cotton Trousers, WGI	196	422	921	2,377	767	1,520	4,221	9,327
350	Cotton Dressing Gowns	2	0	47	139	15	2	116	596
351	Cotton Nightwear	0	0	73	61	0	1	111	76
352	Cotton Underwear	16	52	856	953	15	31	969	1,434
359	Other Cotton Apparel	5	32	143	1,109	37	65	258	1,433
360	Cotton Pillowcases	0	1	5	0	0	3	8	0
362	Cotton Bedspreads & Quilts	0	6	35	0	0	7	45	0
363	Cotton Pile Towels	485	382	813	567	430	338	921	1,171
369	Other Cotton Manufactures	481	133	2,075	1,473	367	239	1,056	709
400	Wool Tops & Yarn	435	44	113	180	1,292	228	428	480
410	Woolen & Worsted Fabric	308	223	204	408	2,145	1,380	1,555	2,500
414	Other Wool Fabrics	7	4	4	0	50	19	20	3
431	Wool Gloves and Mittens	0	1	1	1	3	13	17	8
432	Wool Hosiery	0	0	0	0	2	3	1	1
433	Wool Suit-type Coats, MB	0	0	0	0	6	0	0	4
434	Other Wool Coats, MB	3	7	0	0	43	89	5	0
435	Wool Coats, WGI	5	6	7	5	61	80	146	71
436	Wool Dresses	2	1	1	0	21	13	15	3
438	Wool Knit Shirts	0	0	0	0	0	0	1	8

U.S. general imports from PERU by MFA categories, 1987-90

Category	Description	1987 1988 1989 1990				1987 1988 1989 1990			
		--1,000 equivalent square meters--				-----1,000 dollars-----			
439	Wool Baby Garments	.	.	0	0	.	.	0	0
440	Wool Non-knit Shirts	0	0	0	0	1	0	0	1
442	Wool Skirts	3	2	2	1	56	43	38	16
445	Wool Sweaters, MB	55	47	70	45	874	1,065	1,711	1,183
446	Wool Sweaters, WGI	82	77	80	61	1,378	1,431	1,445	1,052
448	Wool Trousers, WGI	0	0	0	.	1	2	0	.
459	Other Wool Apparel	19	17	19	9	197	138	163	78
464	Wool Blankets	6	3	4	5	101	57	76	88
465	Wool Floor Coverings	0	0	0	0	17	22	7	11
469	Other Wool Manufactures	17	15	22	24	107	119	51	74
600	Textured Filament Yarns	0	0	474	198	0	0	288	122
606	Non-textured Filament Yarns	.	.	0	11	.	.	0	1
611	Woven Fabrics of Artificial Stap	0	1	0	.	0	2	0	.
613	MMF Sheeting	14	0	0	31	23	1	0	48
617	MMF Twills and Sateens	0	0	0	7	0	1	0	14
619	Woven Polyester Filament Fabrics	0	0	0	.	0	2	0	.
632	MMF Hosiery	4	0	9	0	3	0	9	0
633	MMF Suit-type Coats, MB	0	0	0	.	0	1	0	.
635	MMF Coats, WGI	1	0	0	.	3	0	0	.
636	MMF Dresses	0	4	0	0	1	11	0	0
639	MMF Knit Shirts, WGI	1	0	0	0	3	0	0	0
640	MMF Non-knit Shirts, MB	3	0	0	.	8	0	0	.
641	MMF Non-knit Shirts, WGI	0	2	0	.	0	22	0	.
642	MMF Skirts	0	2	0	.	0	13	0	.
645	MMF Sweaters, MB	0	2	0	0	0	2	0	0
646	MMF Sweaters, WGI	0	1	3	1	1	2	12	2
648	MMF Trousers, WGI	0	0	0	0	0	0	0	0
650	MMF Dressing Gowns	1	0	0	0	3	0	0	0
651	MMF Nightwear	0	15	0	.	0	19	0	.
652	MMF Underwear	2	3	0	.	6	7	0	.
659	Other MMF Apparel	2	1	29	0	4	2	22	0
666	Other MMF Furnishings	1	1	0	.	0	5	0	.
669	Other MMF Manufactures	9	7	2	1	4	4	2	1
831	SLR Gloves	0	0	0	0	0	0	1	0
858	SLR Neckties	0	0	0	.	0	0	0	.
870	SLR Handbags and Flatgoods	0	0	2	1	1	0	7	5
871	Handbags & Flatgoods, Silk & Veg	1	1	1	1	9	3	2	5
899	Other SLR Manufactures	0	1	4	0	1	0	13	1
Total		34,445	28,218	53,287	37,583	46,466	45,422	69,782	77,886

Source: Compiled from official statistics of the U.S. Department of Commerce.

Note.--A zero (0) indicates less than \$500 or 500 equivalent square meters. Because of rounding, figures may not add up to totals shown.

U.S. general imports from the PHILIPPINES by MFA categories, 1987-90

Category	Description	1987 1988 1989 1990				1987 1988 1989 1990			
		--1,000 equivalent square meters--				--1,000 dollars--			
200	Cot or MMF Yarns, Sewing Thread	574	621	607	731	613	641	600	821
201	Cot or MMF Specialty Yarns	603	383	319	0	214	147	126	0
218	Cot or MMF Different Color Yarns	1	1	8	28	12	16	14	12
219	Cot or MMF Duck Fabric	0	75	0	.	0	97	0	.
220	Cot or MMF Special Weave Fabric	0	1	0	.	3	3	0	.
222	Cot or MMF Knit Fabric	3	2	239	115	3	2	32	85
223	Cot or MMF Non-woven Fabric	0	0	1	0	0	2	1	0
224	Cot or MMF Pile & Tufted Fabric	0	0	26	0	0	1	14	6
225	Cot or MMF Denim	54	28	165	53	90	45	248	74
226	Cot or MMF Cheesecloth & Batiste	0	0	5	0	0	0	3	0
229	Cot or MMF Special Purpose Fabri	3,021	2,931	4,563	6,823	5,031	5,023	7,571	9,318
237	Playsuits, Sun suits, etc	16,453	14,720	12,363	13,827	18,429	20,695	16,008	18,514
239	Cot or MMF Apparel for Infants	19,491	21,248	39,598	52,315	47,143	57,012	109,990	156,547
300	Carded Cotton Yarn	138	0	0	.	9	0	0	.
313	Cotton Sheeting	6,904	4,004	1,178	1,197	4,381	2,728	773	838
314	Cotton Poplin & Broadcloth	9	758	113	444	54	321	63	175
315	Cotton Printcloth	3	0	116	0	3	0	38	0
317	Cotton Twills and Sateens	3,177	120	1	0	2,586	126	1	0
330	Cotton Handkerchiefs	516	509	391	359	1,380	1,360	998	906
331	Cotton Gloves & Mittens	1,974	2,321	2,056	3,166	1,947	2,526	3,031	4,117
332	Cotton Hosiery	30	56	28	17	62	126	52	40
333	Cotton Suit-type Coats, MB	263	42	43	24	1,564	167	134	20
334	Other Cotton Coats, MB	3,488	5,113	3,190	3,499	14,001	23,086	15,905	16,929
335	Cotton Coats, WGI	2,999	2,704	3,014	2,935	10,274	11,386	11,374	10,576
336	Cotton Dresses	8,082	10,639	9,452	13,533	9,470	15,751	16,731	24,776
338	Cotton Knit Shirts, MB	5,363	4,513	5,366	5,667	51,566	46,920	56,866	63,670
339	Cotton Knit Shirts, WGI	2,221	1,766	2,980	2,839	20,026	17,177	31,224	29,980
340	Cotton Non-knit Shirts, MB	8,133	12,232	12,315	12,234	20,137	35,327	35,697	36,249
341	Cotton Non-knit Shirts, WGI	2,272	1,918	1,466	2,726	9,549	7,367	6,831	14,340
342	Cotton Skirts	2,208	1,713	1,420	2,260	14,851	11,012	8,466	13,446
345	Cotton Sweaters	1,210	3,011	2,735	2,363	4,260	10,786	10,265	9,345
347	Cotton Trousers, MB	7,220	8,689	13,570	15,799	32,055	44,219	73,904	90,925
348	Cotton Trousers, WGI	7,959	7,731	6,301	8,844	34,150	36,808	31,394	46,182
349	Cotton Brassieres, etc.	232	256	559	723	787	958	1,950	2,537
350	Cotton Dressing Gowns	372	1,173	2,088	3,143	701	2,148	3,070	4,437
351	Cotton Nightwear	2,779	3,136	3,035	3,640	4,028	5,683	5,356	6,422
352	Cotton Underwear	1,775	2,351	2,893	2,443	1,395	2,271	2,403	2,218
353	Cotton Down-filled Coats, MB	0	0	14	0	0	0	17	0
359	Other Cotton Apparel	4,353	5,101	7,693	17,425	7,301	8,636	11,903	25,369
360	Cotton Pillowcases	105	438	761	1,769	142	707	1,061	1,660
361	Cotton Sheets	464	3,042	3,139	12,253	253	2,537	2,769	7,997
362	Cotton Bedspreads & Quilts	41	83	1,670	4,847	184	254	1,195	3,170
363	Cotton Pile Towels	1,449	2,916	3,566	2,598	1,846	3,256	3,689	2,594
369	Other Cotton Manufactures	5,256	8,530	7,887	7,780	4,211	6,446	6,963	8,460
410	Woolen & Worsted Fabric	2	0	0	.	8	1	0	.
414	Other Wool Fabrics	3	0	0	1	13	1	3	5
431	Wool Gloves and Mittens	107	63	63	71	1,665	975	1,110	1,124
433	Wool Suit-type Coats, MB	101	73	66	40	1,042	651	689	355
434	Other Wool Coats, MB	2	24	0	80	1	119	0	461
435	Wool Coats, WGI	6	61	126	343	35	290	584	2,493
436	Wool Dresses	104	39	108	14	441	143	231	14
438	Wool Knit Shirts	0	62	46	2	0	604	431	24
439	Wool Baby Garments	.	.	0	10	.	.	0	21



U.S. general imports from the PHILIPPINES by MFA categories, 1987-90

Category	Description	1987	1988	1989	1990	1987	1988	1989	1990
		--1,000 equivalent square meters--				-----1,000 dollars-----			
442	Wool Skirts	167	130	27	31	1,585	1,246	210	311
443	Wool Suits, MB	146	104	74	26	1,573	1,773	1,303	267
444	Wool Suits, WGI	2	0	81	7	8	0	487	52
445	Wool Sweaters, MB	169	148	149	107	1,025	982	1,037	841
446	Wool Sweaters, WGI	93	100	109	25	1,004	1,316	1,435	164
447	Wool Trousers, MB	81	58	14	10	193	514	161	109
448	Wool Trousers, WGI	2	166	35	2	37	1,712	288	32
459	Other Wool Apparel	166	126	72	72	1,374	910	626	487
465	Wool Floor Coverings	28	35	61	47	1,472	1,999	3,040	2,443
469	Other Wool Manufactures	0	0	0	1	0	0	7	4
600	Textured Filament Yarns	79	0	0	.	17	0	0	.
604	Synthetic Staple Fiber Yarns	1,912	447	149	0	738	168	62	0
606	Non-textured Filament Yarns	.	.	0	274	.	.	0	28
611	Woven Fabrics of Artificial Stap	0	4	921	1,928	0	15	662	1,326
613	MMF Sheeting	.	.	0	5	.	.	1	8
614	MMF Poplin and Broadcloth	11	0	31	0	10	0	71	0
615	MMF Printcloth	.	.	1	0	.	.	1	0
617	MMF Twills and Sateens	0	71	147	0	0	43	86	0
619	Woven Polyester Filament Fabrics	4	40	11	9	3	43	3	9
620	Other Woven Filament Fabrics	0	0	59	425	0	1	26	197
624	MMF Fabric Mixed with Wool	0	4	112	0	0	17	483	0
625	MMF Poplin & Broadcloth	0	0	22	0	2	0	17	0
627	MMF Sheeting	1	0	0	.	12	0	0	.
628	MMF Twills & Sateens	0	0	0	28	0	0	0	11
629	Other MMF Fabric	55	68	4	30	150	183	41	13
630	MMF Handkerchiefs	0	9	48	9	1	30	136	29
631	MMF Gloves	5,819	5,024	4,561	4,461	26,974	26,069	26,601	31,927
632	MMF Hosiery	106	105	139	46	184	246	379	176
633	MMF Suit-type Coats, MB	191	160	389	753	1,161	982	1,055	2,992
634	Other MMF Coats, MB	5,960	8,325	9,054	10,330	11,476	18,075	25,354	30,089
635	MMF Coats, WGI	9,287	6,949	7,164	7,689	14,922	14,851	19,525	24,856
636	MMF Dresses	25,951	29,657	29,396	33,092	19,812	30,088	33,063	38,852
638	MMF Knit Shirts, MB	8,648	7,843	9,633	9,976	20,387	18,956	21,166	18,411
639	MMF Knit Shirts, WGI	6,359	5,266	5,767	9,801	13,714	13,144	14,082	22,181
640	MMF Non-knit Shirts, MB	872	628	911	788	1,454	1,108	1,778	1,709
641	MMF Non-knit Shirts, WGI	2,557	2,541	3,663	4,746	11,953	11,947	19,846	27,606
642	MMF Skirts	2,128	1,380	1,696	1,521	12,561	8,604	10,979	8,982
643	MMF Suits, MB	795	688	549	397	5,348	4,816	4,574	3,283
644	MMF Suits, WGI	67	127	525	643	181	108	2,813	3,872
645	MMF Sweaters, MB	2,310	3,118	3,407	3,453	3,189	4,392	5,247	5,401
646	MMF Sweaters, WGI	9,894	11,363	9,206	6,562	13,656	17,211	13,574	11,115
647	MMF Trousers, MB	2,571	3,579	6,676	7,970	6,605	10,282	22,963	30,381
648	MMF Trousers, WGI	3,068	3,470	4,106	4,484	4,804	8,307	10,251	11,364
649	MMF Brassieres etc.	16,388	18,088	15,931	14,451	52,533	61,938	58,655	56,517
650	MMF Dressing Gowns	963	1,967	1,855	2,471	2,432	5,080	6,077	7,719
651	MMF Nightwear	6,490	6,683	8,227	12,059	10,995	13,990	16,687	23,930
652	MMF Underwear	10,930	14,042	14,142	15,773	7,840	10,175	10,946	13,793
659	Other MMF Apparel	14,348	18,470	21,989	27,656	12,419	18,503	19,394	28,095
665	MMF Floor Coverings	5	9	26	17	107	185	537	360
666	Other MMF Furnishings	1,017	1,889	4,897	4,944	1,607	2,877	5,639	5,017
669	Other MMF Manufactures	683	1,752	8,904	17,040	102	342	1,248	2,092
670	MMF Flat Goods, etc.	3,383	7,475	12,194	11,553	4,353	9,782	19,040	22,353
800	SLR Yarn	0	0	2,435	3	0	0	216	1
810	SLR Fabric	0	0	0	0	2	1	0	0

C-117

U.S. general imports from the PHILIPPINES by MFA categories, 1987-90

Category	Description	1987	1988	1989	1990	1987	1988	1989	1990
		--1,000 equivalent square meters--				-----1,000 dollars-----			
831	SLR Gloves	0	0	1	0	0	0	2	0
832	SLR Hosiery	1	0	0	0	1	0	0	0
833	SLR Suit-type Coats, MB	43	14	0	0	500	147	0	1
834	Other SLR Coats, MB	7	0	14	2	45	0	63	19
835	SLR Coats, WGI	108	141	103	223	474	477	365	1,553
836	SLR Dresses	167	33	277	91	570	152	744	308
838	SLR Knit Shirts	1	0	0	.	4	3	0	.
840	SLR Non-knit Shirts	118	202	279	178	579	788	1,488	1,010
842	SLR Skirts	338	399	164	69	1,634	2,068	860	464
843	SLR Suits, MB	19	0	0	7	68	0	0	53
844	SLR Suits, WGI	9	0	0	.	53	2	0	.
845	Sweaters, Oth Non-Cot Veg Fibers	1,245	1,566	515	383	3,001	3,503	1,468	1,049
846	Sweaters, Silk Blends	24	2	5	0	106	5	46	0
847	SLR Trousers	248	2,238	5,247	7,208	1,090	8,836	21,998	29,126
850	SLR Robes	0	7	0	.	0	37	0	.
851	SLR Nightwear	2	2	0	.	12	12	0	.
852	SLR Underwear	6	6	0	.	4	5	0	.
859	Other SLR Apparel	105	41	88	89	328	170	227	166
863	SLR Towels	31	34	0	.	32	38	0	.
870	SLR Handbags and Flatgoods	8,190	2,914	4,404	4,021	9,400	3,348	4,833	4,385
871	Handbags & Flatgoods, Silk & Veg	266	108	204	156	527	279	401	375
899	Other SLR Manufactures	4,244	3,341	2,345	1,263	4,644	3,613	1,491	1,112
<b>Total</b>		<b>280,403</b>	<b>308,360</b>	<b>360,560</b>	<b>438,381</b>	<b>620,962</b>	<b>733,045</b>	<b>897,637</b>	<b>1,096,276</b>

Source: Compiled from official statistics of the U.S. Department of Commerce.

Note.--A zero (0) indicates less than \$500 or 500 equivalent square meters. Because of rounding, figures may not add up to totals shown.

U.S. general imports from POLAND by MFA categories, 1987-90

Category	Description	1987	1988	1989	1990	1987	1988	1989	1990
		--1,000 equivalent square meters--				-----1,000 dollars-----			
201	Cot or MMF Specialty Yarns	135	0	0	.	36	0	0	.
218	Cot or MMF Different Color Yarns	0	0	5	0	0	0	9	0
220	Cot or MMF Special Weave Fabric	3	13	296	254	13	30	646	666
222	Cot or MMF Knit Fabric	0	354	1,087	930	0	194	516	497
224	Cot or MMF Pile & Tufted Fabric	0	0	0	.	0	0	0	.
229	Cot or MMF Special Purpose Fabri	112	187	144	284	47	100	104	127
237	Playsuits, Sunsuits, etc	3	299	13	58	4	306	13	52
239	Cot or MMF Apparel for Infants	0	0	0	45	0	0	0	60
313	Cotton Sheeting	223	3,301	32	76	131	2,153	79	145
314	Cotton Poplin & Broadcloth	0	46	0	0	1	14	1	0
315	Cotton Printcloth	140	0	0	.	30	0	0	.
317	Cotton Twills and Sateens	0	.	0	131	.	.	0	199
326	Cotton Sateens	0	107	0	172	0	148	0	226
333	Cotton Suit-type Coats, MB	193	322	214	205	1,061	1,780	1,533	1,564
334	Other Cotton Coats, MB	368	347	494	904	2,759	2,934	3,987	7,018
335	Cotton Coats, WGI	444	889	895	1,005	1,992	4,672	7,077	7,097
336	Cotton Dresses	61	467	304	509	67	355	263	532
338	Cotton Knit Shirts, MB	608	752	786	585	1,169	1,820	2,182	1,795
339	Cotton Knit Shirts, WGI	272	702	808	1,683	471	1,991	2,156	6,400
340	Cotton Non-knit Shirts, MB	340	880	418	816	233	1,144	614	1,345
341	Cotton Non-knit Shirts, WGI	236	559	197	83	396	1,164	534	217
342	Cotton Skirts	0	9	0	1	0	24	1	19
345	Cotton Sweaters	0	0	0	0	0	0	0	2
347	Cotton Trousers, MB	184	314	534	964	146	722	1,214	1,806
348	Cotton Trousers, WGI	269	530	375	751	410	975	1,235	1,621
350	Cotton Dressing Gowns	2	9	0	89	6	20	0	337
353	Cotton Down-filled Coats, MB	0	12	0	3	0	258	0	108
354	Cotton Down-filled Coats, WGI	0	0	0	0	0	0	12	0
359	Other Cotton Apparel	115	90	235	128	91	116	162	97
360	Cotton Pillowcases	1	0	21	3	2	0	32	3
361	Cotton Sheets	3	0	151	20	15	0	160	13
362	Cotton Bedspreads & Quilts	68	187	126	63	44	134	101	69
363	Cotton Pile Towels	12	208	72	130	61	815	414	660
369	Other Cotton Manufactures	22	48	86	416	19	21	94	546
410	Woolen & Worsted Fabric	1,397	2,165	1,121	726	3,977	7,544	4,190	2,495
414	Other Wool Fabrics	1	0	1	1	10	1	12	7
433	Wool Suit-type Coats, MB	255	256	259	269	1,645	1,952	2,208	2,297
434	Other Wool Coats, MB	177	114	123	75	964	675	1,257	692
435	Wool Coats, WGI	324	317	80	285	1,683	2,002	501	1,638
438	Wool Knit Shirts	0	0	0	0	5	0	0	5
440	Wool Non-knit Shirts	3	0	0	0	34	0	0	5
442	Wool Skirts	54	20	0	0	698	521	2	9
443	Wool Suits, MB	470	597	752	513	2,735	4,367	6,682	5,086
444	Wool Suits, WGI	10	41	46	2	59	324	403	34
445	Wool Sweaters, MB	120	203	0	24	341	470	0	71
446	Wool Sweaters, WGI	36	89	0	0	129	297	0	0
447	Wool Trousers, MB	22	35	8	5	440	349	78	62
448	Wool Trousers, WGI	62	73	0	.	447	874	0	.
459	Other Wool Apparel	24	5	8	56	48	24	43	409
465	Wool Floor Coverings	0	9	0	1	21	148	10	53
469	Other Wool Manufactures	3	3	2	0	10	13	3	2
611	Woven Fabrics of Artificial Stap	464	846	680	1,451	321	616	503	1,078
613	MMF Sheeting	0	1	2	0	0	2	3	0

C-119

U.S. general imports from POLAND by MFA categories, 1987-90

Category	Description	--1,000 equivalent square meters--				--1,000 dollars--			
		1987	1988	1989	1990	1987	1988	1989	1990
614	MMF Poplin and Broadcloth	0	127	0	181	0	43	0	101
617	MMF Twills and Sateens	10	0	0	1	5	0	0	1
619	Woven Polyester Filament Fabrics	0	0	2	0	0	0	1	0
620	Other Woven Filament Fabrics	4	7	371	41	7	17	284	63
624	MMF Fabric Mixed with Wool	14	293	348	473	31	675	789	1,036
625	MMF Poplin & Broadcloth	0	0	10	0	0	0	25	0
627	MMF Sheeting	0	0	0	.	0	1	0	.
629	Other MMF Fabric	0	33	0	0	0	35	0	0
633	MMF Suit-type Coats, MB	111	249	105	66	727	1,651	744	396
634	Other MMF Coats, MB	104	369	22	10	108	563	25	160
635	MMF Coats, WGI	0	109	17	301	1	533	77	1,638
636	MMF Dresses	1	38	88	70	1	43	106	603
638	MMF Knit Shirts, MB	78	164	151	293	84	246	281	535
639	MMF Knit Shirts, WGI	543	1,053	365	534	1,277	2,332	680	1,128
640	MMF Non-knit Shirts, MB	10	0	0	1	15	0	1	2
641	MMF Non-knit Shirts, WGI	13	12	52	3	26	21	137	25
642	MMF Skirts	24	227	26	0	49	331	57	15
643	MMF Suits, MB	0	38	14	85	0	269	121	706
644	MMF Suits, WGI	0	0	0	2	0	1	0	60
645	MMF Sweaters, MB	954	895	1,108	1,037	738	822	1,083	1,141
646	MMF Sweaters, WGI	1,361	1,116	559	775	1,213	1,143	799	1,150
647	MMF Trousers, MB	122	538	178	255	184	1,234	372	375
648	MMF Trousers, WGI	136	46	0	3	236	73	0	12
659	Other MMF Apparel	1	3	79	0	3	3	67	6
665	MMF Floor Coverings	.	.	0	0	.	.	0	0
666	Other MMF Furnishings	170	46	237	1,412	104	20	121	604
669	Other MMF Manufactures	0	0	0	151	0	0	0	17
670	MMF Flat Goods, etc.	0	0	0	0	3	1	0	0
810	SLR Fabric	2,640	3,232	3,298	3,588	5,021	7,016	6,380	8,199
833	SLR Suit-type Coats, MB	48	37	4	50	316	280	35	382
834	Other SLR Coats, MB	4	8	0	.	25	48	0	.
835	SLR Coats, WGI	0	19	7	5	0	93	34	45
836	SLR Dresses	.	.	0	0	.	.	0	0
842	SLR Skirts	7	5	5	4	33	37	32	35
843	SLR Suits, MB	0	0	0	0	0	0	8	0
844	SLR Suits, WGI	138	31	52	26	581	195	304	147
847	SLR Trousers	30	138	9	21	126	352	73	122
859	Other SLR Apparel	0	0	4	0	0	0	11	1
863	SLR Towels	14	18	52	281	66	28	110	419
870	SLR Handbags and Flatgoods	0	0	0	0	0	0	0	0
871	Handbags & Flatgoods, Silk & Veg	0	0	0	.	2	1	0	.
899	Other SLR Manufactures	2,066	3,604	810	1,344	856	1,582	424	693
Total		15,840	27,862	18,350	24,726	34,608	61,757	52,216	66,980

Source: Compiled from official statistics of the U.S. Department of Commerce.

Note.--A zero (0) indicates less than \$500 or 500 equivalent square meters. Because of rounding, figures may not add up to totals shown.

U.S. general imports from PORTUGAL by MFA categories, 1987-90

Category	Description	1987	1988	1989	1990	1987	1988	1989	1990
		--1,000 equivalent square meters--				--1,000 dollars--			
200	Cot or MMF Yarns, Sewing Thread	58	59	77	112	99	114	120	217
201	Cot or MMF Specialty Yarns	6,808	6,358	10,261	11,349	1,345	1,633	2,599	2,180
218	Cot or MMF Different Color Yarns	7,465	9,749	9,973	11,698	8,760	12,010	12,980	15,713
219	Cot or MMF Duck Fabric	0	0	15	0	0	0	51	0
220	Cot or MMF Special Weave Fabric	209	187	418	124	661	439	595	331
222	Cot or MMF Knit Fabric	26	10	8	73	32	10	7	71
223	Cot or MMF Non-woven Fabric	0	28	0	1	0	9	0	1
224	Cot or MMF Pile & Tufted Fabric	7	1	8	20	31	3	44	64
225	Cot or MMF Denim	282	0	4	0	421	0	7	0
226	Cot or MMF Cheesecloth & Batiste	13	64	4	2	18	66	8	10
227	Cot or MMF Oxford Cloth	0	0	4	0	0	0	6	0
229	Cot or MMF Special Purpose Fabri	1,541	2,978	2,856	2,560	484	1,090	952	874
237	Playsuits, Sunsuits, etc	215	105	67	65	805	440	207	295
239	Cot or MMF Apparel for Infants	276	484	1,377	1,042	1,020	1,530	3,328	3,459
300	Carded Cotton Yarn	15	8	0	.	22	12	0	.
301	Combed Cotton Yarn	0	12	0	.	0	6	0	.
313	Cotton Sheeting	7,574	1,147	5,401	2,352	4,719	752	2,869	1,715
314	Cotton Poplin & Broadcloth	241	337	88	51	623	1,264	70	172
315	Cotton Printcloth	2,466	105	0	3	1,432	69	0	10
317	Cotton Twills and Sateens	234	189	788	348	416	239	1,468	718
326	Cotton Sateens	1	0	1	21	4	0	2	89
330	Cotton Handkerchiefs	17	4	2	3	68	14	22	50
332	Cotton Hosiery	3	4	1	5	10	10	7	22
333	Cotton Suit-type Coats, MB	3	13	38	4	36	117	163	100
334	Other Cotton Coats, MB	60	22	74	38	322	147	392	595
335	Cotton Coats, WGI	487	487	289	380	1,888	1,805	1,169	1,947
336	Cotton Dresses	1,359	1,287	807	1,044	3,444	3,848	2,505	4,394
338	Cotton Knit Shirts, MB	789	784	1,060	750	7,818	7,615	9,660	5,932
339	Cotton Knit Shirts, WGI	5,071	5,740	6,827	5,503	38,460	36,863	43,538	45,702
340	Cotton Non-knit Shirts, MB	3,979	2,600	4,683	2,301	12,381	9,983	15,101	8,706
341	Cotton Non-knit Shirts, WGI	1,482	606	341	277	7,810	3,414	1,976	2,060
342	Cotton Skirts	1,319	1,028	428	496	7,705	5,474	2,294	3,431
345	Cotton Sweaters	1,990	1,148	2,178	650	6,042	3,163	4,438	1,925
347	Cotton Trousers, MB	433	277	1,899	778	2,079	1,803	7,604	3,217
348	Cotton Trousers, WGI	1,644	1,556	2,020	3,232	8,265	8,568	8,673	15,528
349	Cotton Brassieres, etc.	0	0	0	.	1	0	0	.
350	Cotton Dressing Gowns	1,220	881	870	587	4,395	3,456	3,048	2,684
351	Cotton Nightwear	2,489	1,695	1,390	1,504	4,246	3,305	2,625	2,852
352	Cotton Underwear	84	893	912	226	352	878	1,193	293
353	Cotton Down-filled Coats, MB	0	0	0	0	0	2	0	0
354	Cotton Down-filled Coats, WGI	0	20	16	0	6	672	295	20
359	Other Cotton Apparel	288	266	452	666	749	802	1,331	2,379
360	Cotton Pillowcases	1,826	1,915	2,641	2,855	3,098	3,837	6,353	6,226
361	Cotton Sheets	15,437	15,154	22,922	25,431	17,887	20,997	28,871	31,290
362	Cotton Bedspreads & Quilts	300	679	1,069	1,768	685	1,813	2,495	4,024
363	Cotton Pile Towels	586	333	245	394	3,967	2,235	2,162	3,881
369	Other Cotton Manufactures	1,538	1,552	2,429	2,976	1,220	1,386	2,436	2,859
400	Wool Tops & Yarn	23	11	1	6	40	20	5	27
410	Woolen & Worsted Fabric	201	102	251	153	896	449	1,185	890
414	Other Wool Fabrics	40	21	17	11	441	298	551	348
432	Wool Hosiery	0	0	0	0	2	0	1	0
433	Wool Suit-type Coats, MB	26	19	18	16	270	248	189	413
434	Other Wool Coats, MB	1	3	23	2	24	23	155	10

C-121

U.S. general imports from PORTUGAL by MFA categories, 1987-90

Category	Description	1987	1988	1989	1990	1987	1988	1989	1990
		--1,000 equivalent square meters--				-----1,000 dollars-----			
435	Wool Coats, WGI	27	19	23	40	178	204	375	692
436	Wool Dresses	6	1	0	0	33	9	3	1
438	Wool Knit Shirts	36	26	16	7	421	291	137	122
439	Wool Baby Garments	0	0	0	11	0	0	3	25
440	Wool Non-knit Shirts	1	0	1	0	30	4	3	1
442	Wool Skirts	75	62	17	13	433	561	344	547
443	Wool Suits, MB	128	41	18	2	1,537	638	365	53
444	Wool Suits, WGI	4	0	0	1	5	3	1	20
445	Wool Sweaters, MB	82	8	6	0	510	59	48	9
446	Wool Sweaters, WGI	28	64	6	10	399	629	72	164
447	Wool Trousers, MB	13	6	41	19	177	127	261	216
448	Wool Trousers, WGI	34	34	22	16	184	251	554	663
459	Other Wool Apparel	42	14	14	6	302	159	125	68
464	Wool Blankets	0	0	0	1	0	0	4	11
465	Wool Floor Coverings	35	28	64	52	3,265	3,288	2,834	2,376
469	Other Wool Manufactures	0	0	0	1	5	7	1	21
604	Synthetic Staple Fiber Yarns	1,249	0	875	516	740	0	507	286
606	Non-textured Filament Yarns	0	0	2,677	0	0	0	256	0
611	Woven Fabrics of Artificial Stap	11	12	13	28	32	36	40	113
613	MMF Sheeting	0	0	1	20	0	0	2	64
614	MMF Poplin and Broadcloth	6	0	0	10	23	0	0	26
615	MMF Printcloth	0	0	0	0	0	0	0	0
617	MMF Twills and Sateens	12	0	60	10	46	0	77	25
618	Woven Fabrics of C-F MMF Yarns	18	75	26	17	60	235	91	65
619	Woven Polyester Filament Fabrics	2	1	0	10	6	2	0	14
620	Other Woven Filament Fabrics	7	108	1	11	27	303	8	12
624	MMF Fabric Mixed with Wool	195	9	0	2	643	70	0	8
625	MMF Poplin & Broadcloth	7	0	1	1	14	1	1	2
627	MMF Sheeting	1	0	0	.	4	0	0	.
628	MMF Twills & Sateens	0	3	0	.	0	12	0	.
629	Other MMF Fabric	12	20	16	8	42	56	52	23
630	MMF Handkerchiefs	2	2	3	3	12	14	32	27
631	MMF Gloves	5	6	5	0	29	24	25	0
632	MMF Hosiery	59	2	0	0	36	18	0	0
633	MMF Suit-type Coats, MB	3	9	7	11	32	167	96	189
634	Other MMF Coats, MB	33	16	23	47	232	107	144	678
635	MMF Coats, WGI	69	75	91	112	562	554	1,722	1,763
636	MMF Dresses	199	176	73	49	392	496	424	254
638	MMF Knit Shirts, MB	7	14	73	41	38	64	142	119
639	MMF Knit Shirts, WGI	43	43	119	37	202	198	378	111
640	MMF Non-knit Shirts, MB	9	5	5	8	41	35	41	68
641	MMF Non-knit Shirts, WGI	28	118	83	210	243	533	877	1,449
642	MMF Skirts	225	178	101	51	1,689	1,061	957	523
643	MMF Suits, MB	13	27	5	1	209	429	132	37
644	MMF Suits, WGI	5	2	0	2	15	16	4	28
645	MMF Sweaters, MB	2,059	1,641	1,069	1,937	1,897	1,528	968	1,740
646	MMF Sweaters, WGI	2,758	2,616	1,401	1,435	2,670	2,664	1,873	1,419
647	MMF Trousers, MB	17	31	50	141	198	328	278	779
648	MMF Trousers, WGI	62	76	106	129	328	565	830	948
649	MMF Brassieres etc.	0	0	0	.	1	0	0	.
650	MMF Dressing Gowns	0	2	0	.	1	7	0	.
651	MMF Nightwear	4	0	1	22	10	1	4	30
652	MMF Underwear	69	52	37	62	196	146	103	192
653	MMF Down-filled Coats, MB	4	0	0	.	98	13	0	.

C-122

U.S. general imports from PORTUGAL by MF<sub>A</sub> categories, 1987-90

Category	Description	1987	1988	1989	1990	1987	1988	1989	1990
		--1,000 equivalent square meters--				--1,000 dollars--			
654	MMF Down-filled Coats, WGI	4	2	3	0	103	44	83	11
659	Other MMF Apparel	539	609	533	443	1,376	1,304	1,458	1,275
665	MMF Floor Coverings	2	1	56	1	53	37	72	7
666	Other MMF Furnishings	2,991	1,313	1,088	841	1,552	673	535	598
669	Other MMF Manufactures	8,271	9,084	6,448	2,907	1,383	2,125	1,430	454
670	MMF Flat Goods, etc.	3	3	0	.	22	26	0	.
800	SLR Yarn	6	2	4	3	4	2	2	4
810	SLR Fabric	26	0	0	11	78	1	1	90
832	SLR Hosiery	0	0	0	0	0	3	1	0
833	SLR Suit-type Coats, MB	0	0	1	5	3	4	23	96
834	Other SLR Coats, MB	0	0	0	.	0	5	0	.
835	SLR Coats, WGI	4	9	10	6	13	72	122	146
836	SLR Dresses	0	0	0	0	0	4	4	0
838	SLR Knit Shirts	0	0	1	1	0	0	1	2
839	SLR Baby Garments	0	0	0	1	0	0	4	10
840	SLR Non-knit Shirts	14	2	2	7	96	10	88	412
842	SLR Skirts	4	3	2	1	4	27	64	44
843	SLR Suits, MB	8	0	0	0	67	5	5	1
844	SLR Suits, WGI	1	0	0	0	6	0	0	37
845	Sweaters, Oth Non-Cot Veg Fibers	0	1	0	31	0	6	0	32
847	SLR Trousers	0	3	9	106	0	31	173	967
851	SLR Nightwear	13	0	0	2	15	0	0	3
852	SLR Underwear	2	2	0	.	2	5	0	.
858	SLR Neckties	19	3	3	0	164	25	16	1
859	Other SLR Apparel	22	32	118	19	128	131	161	136
863	SLR Towels	12	13	10	13	56	69	61	52
899	Other SLR Manufactures	151	169	275	266	791	759	808	840
<b>Total</b>		<b>89,921</b>	<b>77,792</b>	<b>100,966</b>	<b>91,652</b>	<b>179,660</b>	<b>164,213</b>	<b>196,060</b>	<b>198,925</b>

Source: Compiled from official statistics of the U.S. Department of Commerce.

Note.--A zero (0) indicates less than \$500 or 500 equivalent square meters. Because of rounding, figures may not add up to totals shown.

U.S. general imports from ROMANIA by MFA categories, 1987-90

Category	Description	1987	1988	1989	1990	1987	1988	1989	1990
		--1,000 equivalent square meters--				-----1,000 dollars-----			
218	Cot or MMF Different Color Yarns	3	2	149	140	3	5	238	195
219	Cot or MMF Duck Fabric	0	0	0	.	0	1	0	.
220	Cot or MMF Special Weave Fabric	596	85	216	196	950	133	288	212
239	Cot or MMF Apparel for Infants	0	0	23	39	0	0	23	37
300	Carded Cotton Yarn	4	0	0	.	7	0	0	.
313	Cotton Sheeting	1,184	0	138	92	676	2	249	184
314	Cotton Poplin & Broadcloth	0	23	1	4	0	39	2	8
315	Cotton Printcloth	1,786	1,589	1,129	1,207	650	626	416	500
317	Cotton Twills and Sateens	0	3	0	.	0	7	0	.
326	Cotton Sateens	0	0	2	0	0	0	3	0
333	Cotton Suit-type Coats, MB	212	40	0	0	1,074	182	2	0
334	Other Cotton Coats, MB	4,351	4,485	3,977	2,685	7,996	8,972	6,406	4,933
335	Cotton Coats, WGI	2,569	1,284	479	151	5,861	3,918	828	249
336	Cotton Dresses	38	6	3	13	213	39	9	7
338	Cotton Knit Shirts, MB	1,716	1,240	959	545	5,664	5,100	3,626	1,917
339	Cotton Knit Shirts, WGI	917	236	30	11	2,473	703	141	31
340	Cotton Non-knit Shirts, MB	2,869	558	28	1	4,766	1,032	44	4
341	Cotton Non-knit Shirts, WGI	128	152	0	.	525	684	0	.
342	Cotton Skirts	267	126	7	0	1,317	574	17	0
347	Cotton Trousers, MB	1,603	1,324	419	158	3,469	2,778	903	263
348	Cotton Trousers, WGI	1,857	2,431	130	60	6,394	7,579	281	113
350	Cotton Dressing Gowns	0	0	490	0	0	0	129	0
351	Cotton Nightwear	11	4	0	.	20	8	0	.
352	Cotton Underwear	411	537	214	449	771	870	234	415
359	Other Cotton Apparel	383	34	0	.	333	82	0	.
360	Cotton Pillowcases	419	492	28	17	387	404	16	9
361	Cotton Sheets	2,825	2,991	194	124	1,413	1,742	110	60
369	Other Cotton Manufactures	0	42	0	11	0	23	0	9
410	Woolen & Worsted Fabric	2	1	1	2	5	5	4	6
414	Other Wool Fabrics	0	0	0	.	0	4	0	.
433	Wool Suit-type Coats, MB	69	62	13	49	626	613	95	378
434	Other Wool Coats, MB	151	161	14	26	1,106	1,273	75	170
435	Wool Coats, WGI	245	320	151	81	1,791	2,071	413	216
436	Wool Dresses	0	0	0	.	7	0	0	.
438	Wool Knit Shirts	0	0	0	.	0	0	0	.
440	Wool Non-knit Shirts	0	1	0	.	0	5	0	.
442	Wool Skirts	74	110	57	98	976	1,984	201	333
443	Wool Suits, MB	272	207	225	141	1,376	1,655	1,653	1,096
444	Wool Suits, WGI	33	115	90	28	298	663	640	138
445	Wool Sweaters, MB	79	0	0	0	158	0	0	1
446	Wool Sweaters, WGI	0	0	0	0	0	1	0	1
447	Wool Trousers, MB	33	49	44	95	233	334	276	705
448	Wool Trousers, WGI	39	65	61	86	317	399	286	396
459	Other Wool Apparel	33	16	0	8	153	46	0	38
464	Wool Blankets	45	34	18	21	154	121	63	58
465	Wool Floor Coverings	129	140	66	56	7,786	9,126	3,586	2,299
469	Other Wool Manufactures	11	0	0	.	21	0	0	.
600	Textured Filament Yarns	491	2,690	254	0	196	1,117	45	0
604	Synthetic Staple Fiber Yarns	11,168	6,523	0	.	5,669	2,987	0	.
611	Woven Fabrics of Artificial Stap	6	163	248	128	35	79	388	225
613	MMF Sheeting	12	510	22	0	21	822	24	0
614	MMF Poplin and Broadcloth	0	0	0	.	0	0	0	.
617	MMF Twills and Sateens	0	0	6	0	0	0	8	0



## U.S. general imports from ROMANIA by MFA categories, 1987-90

Category	Description	1987	1988	1989	1990	1987	1988	1989	1990
		--1,000 equivalent square meters--				-----1,000 dollars-----			
618	Woven Fabrics of C-F MMF Yarns	24	0	0	.	45	0	0	.
619	Woven Polyester Filament Fabrics	0	0	49	4	0	0	90	5
620	Other Woven Filament Fabrics	1	0	1	2	5	0	3	3
624	MMF Fabric Mixed with Wool	0	24	4	7	1	46	14	15
625	MMF Poplin & Broadcloth	87	0	0	.	145	0	0	.
627	MMF Sheeting	268	179	0	.	484	315	0	.
628	MMF Twills & Sateens	0	1	0	.	0	4	0	.
629	Other MMF Fabric	223	122	0	.	378	297	0	.
630	MMF Handkerchiefs	0	0	2	0	0	0	2	0
633	MMF Suit-type Coats, MB	142	70	3	5	1,010	372	13	25
634	Other MMF Coats, MB	447	530	256	106	563	678	296	206
635	MMF Coats, WGI	1,644	984	300	187	8,193	4,931	968	564
636	MMF Dresses	164	1	0	.	1,003	5	0	.
638	MMF Knit Shirts, MB	3,119	890	148	38	5,681	1,912	272	81
639	MMF Knit Shirts, WGI	867	168	38	0	2,516	338	90	0
640	MMF Non-knit Shirts, MB	1,390	1	0	.	1,885	5	0	.
641	MMF Non-knit Shirts, WGI	225	173	0	.	1,156	1,047	0	.
642	MMF Skirts	708	381	131	70	3,937	2,661	476	243
643	MMF Suits, MB	566	483	275	271	3,198	2,414	1,184	1,331
644	MMF Suits, WGI	361	79	731	309	1,376	306	2,743	1,091
645	MMF Sweaters, MB	4,132	2,595	1,587	1,477	6,055	4,106	2,065	2,095
646	MMF Sweaters, WGI	2,090	768	0	31	3,037	900	0	37
647	MMF Trousers, MB	373	409	195	121	754	1,220	446	403
648	MMF Trousers, WGI	456	317	40	17	2,234	1,649	147	44
650	MMF Dressing Gowns	62	0	0	.	19	0	0	.
659	Other MMF Apparel	157	231	69	13	123	109	85	9
665	MMF Floor Coverings	.	.	0	0	.	.	0	1
666	Other MMF Furnishings	0	868	0	.	0	292	0	.
669	Other MMF Manufactures	127	0	0	.	35	0	0	.
810	SLR Fabric	1,511	712	621	658	3,419	1,449	1,243	1,448
833	SLR Suit-type Coats, MB	93	65	25	15	593	348	104	67
834	Other SLR Coats, MB	.	.	0	2	.	.	0	6
835	SLR Coats, WGI	352	669	138	336	769	1,565	225	657
836	SLR Dresses	0	0	0	.	0	0	0	.
840	SLR Non-knit Shirts	300	589	100	56	957	1,912	164	98
842	SLR Skirts	92	153	15	80	415	672	38	217
843	SLR Suits, MB	71	81	32	95	437	525	166	461
844	SLR Suits, WGI	90	713	22	33	352	2,623	72	137
847	SLR Trousers	314	710	614	407	1,543	2,335	2,139	1,242
852	SLR Underwear	6	0	0	.	19	0	0	.
859	Other SLR Apparel	404	0	48	25	456	0	43	40
899	Other SLR Manufactures	1,205	78	0	.	602	56	0	.
Total		59,108	41,896	15,327	11,084	119,288	93,901	34,807	25,725

Source: Compiled from official statistics of the U.S. Department of Commerce.

Note.--A zero (0) indicates less than \$500 or 500 equivalent square meters. Because of rounding, figures may not add up to totals shown.

U.S. general imports from SINGAPORE by MFA categories, 1987-90

Category	Description	1987	1988	1989	1990	1987	1988	1989	1990
		--1,000 equivalent square meters--				--1,000 dollars--			
200	Cot or MMF Yarns, Sewing Thread	185	540	1,155	1,233	198	514	1,079	1,352
201	Cot or MMF Specialty Yarns	0	0	133	37	0	0	167	38
218	Cot or MMF Different Color Yarns	0	19	1	0	0	21	1	0
219	Cot or MMF Duck Fabric	158	0	0	.	108	0	0	.
220	Cot or MMF Special Weave Fabric	12	0	44	4	34	0	15	3
222	Cot or MMF Knit Fabric	2,379	1,253	1,176	2,034	973	628	471	853
223	Cot or MMF Non-woven Fabric	110	0	0	.	116	0	0	.
224	Cot or MMF Pile & Tufted Fabric	42	78	262	43	45	73	304	107
226	Cot or MMF Cheesecloth & Batiste	21	0	0	.	14	0	0	.
229	Cot or MMF Special Purpose Fabri	8	1	10	13	4	4	3	18
237	Playsuits, Sunsuits, etc	2,363	2,264	2,137	2,120	3,903	4,268	4,425	4,935
239	Cot or MMF Apparel for Infants	978	1,088	1,673	2,338	3,330	4,068	6,593	8,686
301	Combed Cotton Yarn	0	0	0	.	1	0	0	.
313	Cotton Sheeting	985	174	142	168	633	233	188	200
314	Cotton Poplin & Broadcloth	79	0	0	.	52	0	0	.
315	Cotton Printcloth	0	165	4	2	1	121	16	9
330	Cotton Handkerchiefs	0	27	1	0	0	38	4	0
331	Cotton Gloves & Mittens	939	549	753	882	456	306	443	582
333	Cotton Suit-type Coats, MB	187	4	3	2	781	23	14	18
334	Other Cotton Coats, MB	1,613	1,589	1,564	930	9,854	11,287	9,871	8,977
335	Cotton Coats, WGI	5,477	4,616	3,113	1,739	21,301	21,032	14,679	10,132
336	Cotton Dresses	1,836	2,150	2,497	1,709	4,038	5,873	6,422	4,318
338	Cotton Knit Shirts, MB	3,066	2,610	3,077	3,097	31,020	33,355	41,416	44,345
339	Cotton Knit Shirts, WGI	2,140	2,029	2,803	2,241	18,581	21,062	31,471	28,483
340	Cotton Non-knit Shirts, MB	10,976	10,715	12,614	11,171	44,462	61,203	74,948	70,280
341	Cotton Non-knit Shirts, WGI	1,635	1,365	1,202	835	10,114	8,586	7,970	6,069
342	Cotton Skirts	1,427	1,136	1,123	1,228	10,495	8,555	8,469	9,030
345	Cotton Sweaters	307	451	438	246	735	1,364	1,259	863
347	Cotton Trousers, MB	6,157	6,847	7,355	5,930	31,685	36,577	43,986	38,942
348	Cotton Trousers, WGI	5,577	5,011	5,961	5,343	30,610	32,854	38,421	38,757
350	Cotton Dressing Gowns	108	589	661	836	184	1,148	1,151	1,430
351	Cotton Nightwear	261	364	1,015	1,046	406	391	1,201	1,339
352	Cotton Underwear	87	208	87	11	160	310	327	32
353	Cotton Down-filled Coats, MB	18	14	139	119	306	235	2,487	2,616
354	Cotton Down-filled Coats, WGI	24	0	22	31	170	0	445	630
359	Other Cotton Apparel	836	862	1,036	1,190	1,956	2,274	2,348	2,747
361	Cotton Sheets	0	0	0	.	0	1	0	.
362	Cotton Bedspreads & Quilts	0	1	0	0	1	5	0	1
363	Cotton Pile Towels	8	8	1	0	7	30	8	0
369	Other Cotton Manufactures	99	49	38	107	113	126	131	200
400	Wool Tops & Yarn	1	5	0	.	4	21	0	1
410	Woolen & Worsted Fabric	3	0	0	0	22	0	0	1
433	Wool Suit-type Coats, MB	0	0	0	0	0	0	0	6
434	Other Wool Coats, MB	77	73	119	116	593	697	1,639	1,613
435	Wool Coats, WGI	73	11	51	46	369	115	447	418
436	Wool Dresses	31	3	2	19	218	35	23	251
438	Wool Knit Shirts	19	0	0	0	92	0	1	0
440	Wool Non-knit Shirts	13	0	5	0	144	4	110	0
442	Wool Skirts	152	21	13	10	1,452	320	194	92
443	Wool Suits, MB	0	0	0	0	4	1	3	0
444	Wool Suits, WGI	14	0	0	0	87	0	0	0
445	Wool Sweaters, MB	24	18	12	29	117	147	100	204
446	Wool Sweaters, WGI	17	0	5	0	90	0	33	0

C-126

U.S. general imports from SINGAPORE by MFA categories, 1987-90

Category	Description	1987	1988	1989	1990	1987	1988	1989	1990
		--1,000 equivalent square meters--				--1,000 dollars--			
447	Wool Trousers, MB	13	13	9	3	305	334	264	81
448	Wool Trousers, WGI	44	19	27	18	548	412	576	488
459	Other Wool Apparel	26	6	1	3	260	54	17	64
465	Wool Floor Coverings	2	1	3	2	123	85	262	119
469	Other Wool Manufactures	0	0	0	.	0	0	0	.
604	Synthetic Staple Fiber Yarns	3,480	3,202	8,124	6,397	2,045	1,587	4,012	3,395
606	Non-textured Filament Yarns	0	808	1,436	1,331	0	309	569	593
607	Other MMF Staple Yarns	0	3	0	.	0	3	0	.
611	Woven Fabrics of Artificial Stap	0	1,907	1,539	1,341	0	1,152	980	975
617	MMF Twills and Sateens	5	0	0	.	6	0	0	.
619	Woven Polyester Filament Fabrics	24	0	0	4	26	0	0	3
621	Impression Fabric	148	108	57	11	514	357	45	17
630	MMF Handkerchiefs	1	1	0	.	1	2	0	.
631	MMF Gloves	713	638	407	775	433	373	265	446
632	MMF Hosiery	0	6	8	0	0	15	20	0
633	MMF Suit-type Coats, MB	0	0	77	364	0	0	425	2,041
634	Other MMF Coats, MB	4,227	4,793	3,655	3,392	8,326	9,854	7,713	8,417
635	MMF Coats, WGI	6,184	7,025	5,235	4,925	10,524	13,367	11,574	13,428
636	MMF Dresses	5,891	5,313	5,115	5,896	9,974	9,773	8,367	9,699
638	MMF Knit Shirts, MB	9,962	8,295	10,539	8,443	26,810	27,340	31,959	28,477
639	MMF Knit Shirts, WGI	36,447	34,411	44,224	40,420	100,599	107,883	139,111	136,114
640	MMF Non-knit Shirts, MB	841	248	1,726	1,624	1,950	641	4,611	4,668
641	MMF Non-knit Shirts, WGI	1,549	1,814	2,159	2,631	8,856	11,118	12,635	16,702
642	MMF Skirts	2,319	2,408	2,391	2,292	10,854	11,723	10,293	9,612
643	MMF Suits, MB	.	0	0	0	.	0	0	0
644	MMF Suits, WGI	40	0	49	0	149	0	226	0
645	MMF Sweaters, MB	1,473	1,197	1,435	1,656	2,767	2,190	2,314	2,778
646	MMF Sweaters, WGI	1,788	1,294	1,480	1,045	2,983	2,192	2,382	2,113
647	MMF Trousers, MB	5,200	4,144	5,348	6,684	13,087	11,982	15,932	23,123
648	MMF Trousers, WGI	17,063	21,191	24,299	21,473	38,498	51,588	63,110	62,171
649	MMF Brassieres etc.	0	0	0	0	0	0	0	0
650	MMF Dressing Gowns	206	120	284	647	221	180	521	1,581
651	MMF Nightwear	108	538	828	836	128	579	999	1,059
652	MMF Underwear	14	2	6	54	16	5	46	13
653	MMF Down-filled Coats, MB	7	8	0	0	105	133	0	0
654	MMF Down-filled Coats, WGI	17	4	12	11	100	54	280	301
659	Other MMF Apparel	3,046	2,107	1,944	2,313	3,492	2,748	2,517	3,082
665	MMF Floor Coverings	0	0	0	.	0	5	0	.
666	Other MMF Furnishings	3	3	2	0	2	6	3	0
669	Other MMF Manufactures	51	4	8	14	80	12	29	65
670	MMF Flat Goods, etc.	10	22	34	27	27	94	99	118
810	SLR Fabric	0	0	0	.	0	1	0	.
833	SLR Suit-type Coats, MB	1	12	0	1	11	75	0	2
834	Other SLR Coats, MB	1	0	3	12	20	2	62	145
835	SLR Coats, WGI	70	36	48	142	269	133	252	794
836	SLR Dresses	1	17	34	6	7	101	106	59
838	SLR Knit Shirts	0	1	6	0	0	8	43	0
840	SLR Non-knit Shirts	46	120	124	55	184	785	891	680
842	SLR Skirts	243	215	51	56	1,292	1,149	284	408
843	SLR Suits, MB	0	0	1	0	0	0	11	1
844	SLR Suits, WGI	2	0	2	7	5	0	85	37
845	Sweaters, Oth Non-Cot Veg Fibers	151	18	15	9	555	56	27	35
846	Sweaters, Silk Blends	7	0	0	.	21	0	0	.
847	SLR Trousers	149	539	949	1,657	755	2,765	4,609	7,046

U.S. general imports from SINGAPORE by MFA categories, 1987-90

Category	Description	1987	1988	1989	1990	:	1987	1988	1989	1990
		--1,000 equivalent square meters--				:	-----1,000 dollars-----			
850	SLR Robes	0	9	46	22	:	2	10	63	49
851	SLR Nightwear	0	0	0	.	:	0	0	0	.
858	SLR Neckties	0	0	0	.	:	0	0	0	.
859	Other SLR Apparel	8	32	0	17	:	12	65	0	50
870	SLR Handbags and Flatgoods	0	0	0	.	:	1	0	0	.
899	Other SLR Manufactures	0	0	0	0	:	1	1	0	i
<b>Total</b>		<b>152,101</b>	<b>149,560</b>	<b>176,186</b>	<b>163,520</b>	<b>:</b>	<b>476,979</b>	<b>531,205</b>	<b>631,870</b>	<b>629,625</b>

Source: Compiled from official statistics of the U.S. Department of Commerce.

Note.--A zero (0) indicates less than \$500 or 500 equivalent square meters. Because of rounding, figures may not add up to totals shown.

U.S. general imports from SPAIN by MFA categories, 1987-90

Category	Description	1987	1988	1989	1990	1987	1988	1989	1990
		--1,000 equivalent square meters--				--1,000 dollars--			
200	Cot or MMF Yarns, Sewing Thread	169	147	96	61	458	439	233	219
201	Cot or MMF Specialty Yarns	44	76	36	0	28	75	42	0
218	Cot or MMF Different Color Yarns	49	35	52	13	140	195	196	104
219	Cot or MMF Duck Fabric	0	0	6	1	2	0	31	7
220	Cot or MMF Special Weave Fabric	356	67	144	106	1,063	396	738	649
222	Cot or MMF Knit Fabric	359	506	564	531	268	766	948	909
223	Cot or MMF Non-woven Fabric	1	0	115	188	0	1	47	108
224	Cot or MMF Pile & Tufted Fabric	1	1	7	2	5	11	58	22
225	Cot or MMF Denim	378	1	0	0	881	7	1	0
226	Cot or MMF Cheesecloth & Batiste	12	6	7	2	23	24	33	3
227	Cot or MMF Oxford Cloth	.	.	0	0	.	.	0	3
229	Cot or MMF Special Purpose Fabri	6,161	4,446	5,521	5,352	3,453	3,590	3,585	3,886
237	Playsuits, Sun suits, etc	25	41	4	3	165	263	15	15
239	Cot or MMF Apparel for Infants	86	59	173	167	538	433	1,367	1,314
300	Carded Cotton Yarn	6,034	4,512	3,650	5,125	1,864	1,626	1,241	1,822
301	Combed Cotton Yarn	1,238	310	576	56	362	105	187	18
313	Cotton Sheeting	269	120	14	49	220	305	81	138
314	Cotton Poplin & Broadcloth	0	45	255	198	1	78	401	190
315	Cotton Printcloth	255	28	53	28	179	43	38	148
317	Cotton Twills and Sateens	368	152	2	3	543	178	13	15
326	Cotton Sateens	2	5	4	4	8	22	22	15
330	Cotton Handkerchiefs	7	6	28	5	69	103	334	107
331	Cotton Gloves & Mittens	6	0	0	.	6	0	0	.
332	Cotton Hosiery	30	16	31	58	79	51	108	194
333	Cotton Suit-type Coats, MB	9	4	5	2	38	70	72	61
334	Other Cotton Coats, MB	26	7	8	7	193	92	65	125
335	Cotton Coats, WGI	41	20	15	36	277	230	203	317
336	Cotton Dresses	80	84	33	19	276	297	131	84
338	Cotton Knit Shirts, MB	30	7	22	4	151	79	189	147
339	Cotton Knit Shirts, WGI	25	48	36	56	182	628	249	559
340	Cotton Non-knit Shirts, MB	72	148	68	58	685	1,045	763	1,017
341	Cotton Non-knit Shirts, WGI	8	11	62	35	100	134	237	217
342	Cotton Skirts	25	43	19	32	160	370	188	432
345	Cotton Sweaters	80	141	95	100	414	805	663	952
347	Cotton Trousers, MB	50	33	70	978	488	265	482	4,542
348	Cotton Trousers, WGI	41	54	316	66	301	508	1,012	415
349	Cotton Brassieres, etc.	0	0	0	0	1	0	2	4
350	Cotton Dressing Gowns	20	16	4	95	58	39	13	49
351	Cotton Nightwear	3	1	2	0	14	3	12	5
352	Cotton Underwear	259	84	11	16	411	91	30	46
353	Cotton Down-filled Coats, MB	.	.	0	0	.	.	0	0
359	Other Cotton Apparel	63	61	23	4	286	326	145	58
360	Cotton Pillowcases	322	1,025	1,803	1,205	362	1,243	2,057	1,258
361	Cotton Sheets	2,688	8,215	13,684	7,935	2,808	7,985	13,728	7,125
362	Cotton Bedspreads & Quilts	51	366	57	84	139	755	76	61
363	Cotton Pile Towels	2	0	1	0	22	7	47	3
369	Other Cotton Manufactures	1,638	4,087	4,115	3,034	1,363	3,841	3,880	2,432
400	Wool Tops & Yarn	604	207	520	584	1,624	664	2,063	2,112
410	Woolen & Worsted Fabric	131	191	137	238	1,177	2,115	1,787	2,904
414	Other Wool Fabrics	0	1	241	225	6	13	1,124	1,111
431	Wool Gloves and Mittens	0	0	0	0	0	0	1	0
432	Wool Hosiery	0	1	0	1	1	11	2	19
433	Wool Suit-type Coats, MB	2	3	9	7	47	172	291	300

C-129

U.S. general imports from SPAIN by MFA categories, 1987-90

Category	Description	--1,000 equivalent square meters--				--1,000 dollars--			
		1987	1988	1989	1990	1987	1988	1989	1990
434	Other Wool Coats, MB	1	1	2	3	41	42	50	68
435	Wool Coats, WGI	10	8	36	43	119	144	457	569
436	Wool Dresses	4	3	7	3	34	5	30	47
438	Wool Knit Shirts	2	1	3	2	27	13	80	69
439	Wool Baby Garments	0	0	2	7	0	0	15	59
440	Wool Non-knit Shirts	0	0	1	1	9	6	15	7
442	Wool Skirts	74	9	18	12	453	70	166	156
443	Wool Suits, MB	14	35	17	6	227	699	555	375
444	Wool Suits, WGI	1	0	1	1	7	1	73	91
445	Wool Sweaters, MB	61	18	6	4	139	194	291	380
446	Wool Sweaters, WGI	116	16	46	24	812	185	862	475
447	Wool Trousers, MB	25	26	20	13	742	894	745	570
448	Wool Trousers, WGI	1	0	5	3	18	14	59	68
459	Other Wool Apparel	3	57	4	2	16	68	84	41
464	Wool Blankets	0	1	1	1	2	8	7	5
465	Wool Floor Coverings	650	546	803	421	14,034	11,931	10,707	8,736
469	Other Wool Manufactures	148	278	13	2	475	903	27	6
600	Textured Filament Yarns	0	281	77	281	0	88	116	244
603	Artificial Staple Fiber Yarns	68	0	0	.	126	0	0	.
604	Synthetic Staple Fiber Yarns	3,105	886	314	533	1,529	355	171	306
606	Non-textured Filament Yarns	3,000	3,134	602	37	508	575	113	24
607	Other MMF Staple Yarns	80	0	25	78	36	0	46	157
611	Woven Fabrics of Artificial Stap	367	482	317	424	1,016	1,433	897	1,455
613	MMF Sheeting	2	4	3	1	5	33	5	10
614	MMF Poplin and Broadcloth	14	2	3	32	35	6	27	99
615	MMF Printcloth	0	1	37	0	0	2	56	0
617	MMF Twills and Sateens	1	1	0	0	6	9	4	2
618	Woven Fabrics of C-F MMF Yarns	258	31	27	11	934	170	126	89
619	Woven Polyester Filament Fabrics	29	26	27	98	77	73	35	139
620	Other Woven Filament Fabrics	57	20	22	11	255	159	129	70
621	Impression Fabric	0	0	0	.	0	0	0	.
622	Glass Fiber Fabrics	55	27	4	5	193	47	11	28
624	MMF Fabric Mixed with Wool	4	17	2	2	19	86	17	17
625	MMF Poplin & Broadcloth	0	5	122	57	1	28	495	247
626	MMF Printcloth	16	0	78	9	16	3	92	60
627	MMF Sheeting	1	1	0	2	2	11	0	18
628	MMF Twills & Sateens	2	0	0	.	2	1	0	.
629	Other MMF Fabric	369	228	14	34	961	536	58	149
630	MMF Handkerchiefs	0	0	0	0	0	0	1	3
631	MMF Gloves	3	1	1	0	14	6	2	1
632	MMF Hosiery	82	53	58	28	195	95	114	106
633	MMF Suit-type Coats, MB	0	0	2	3	8	17	48	57
634	Other MMF Coats, MB	45	45	5	8	42	47	81	60
635	MMF Coats, WGI	18	10	21	70	112	112	254	564
636	MMF Dresses	143	146	20	15	523	597	225	169
638	MMF Knit Shirts, MB	64	8	20	5	359	106	88	51
639	MMF Knit Shirts, WGI	13	11	2	4	115	70	31	71
640	MMF Non-knit Shirts, MB	17	30	30	21	147	228	337	326
641	MMF Non-knit Shirts, WGI	7	3	16	18	83	43	190	279
642	MMF Skirts	10	5	13	16	143	98	154	192
643	MMF Suits, MB	0	3	2	1	11	69	85	34
644	MMF Suits, WGI	1	0	0	0	9	5	12	6
645	MMF Sweaters, MB	43	3	4	2	114	24	49	17
646	MMF Sweaters, WGI	19	24	9	19	66	98	79	142

C-130

U.S. general imports from SPAIN by MFA categories, 1987-90

Category	Description	1987	1988	1989	1990	1987	1988	1989	1990
		--1,000 equivalent square meters--				-----1,000 dollars-----			
647	MMF Trousers, MB	6	4	3	3	68	46	76	77
648	MMF Trousers, WGI	8	4	9	22	55	25	82	201
649	MMF Brassieres etc.	0	0	0	0	4	0	1	13
650	MMF Dressing Gowns	3	0	23	0	7	0	6	4
651	MMF Nightwear	5	2	0	0	10	5	1	0
652	MMF Underwear	17	17	22	4	13	16	34	8
659	Other MMF Apparel	179	120	92	77	577	464	331	357
665	MMF Floor Coverings	37	88	105	131	580	1,325	1,567	1,654
666	Other MMF Furnishings	41,860	31,188	24,708	18,660	17,611	13,430	9,774	8,081
669	Other MMF Manufactures	1,069	397	2,152	3,641	427	206	559	865
670	MMF Flat Goods, etc.	22	10	17	26	185	77	181	299
800	SLR Yarn	0	1	3	4	0	1	7	5
810	SLR Fabric	38	39	40	64	313	395	314	627
831	SLR Gloves	0	0	0	0	0	0	1	0
832	SLR Hosiery	0	0	2	4	2	0	2	4
833	SLR Suit-type Coats, MB	0	0	0	2	3	2	3	68
834	Other SLR Coats, MB	0	1	0	0	0	8	6	1
835	SLR Coats, WGI	0	0	1	8	4	5	23	106
836	SLR Dresses	0	0	1	5	4	5	16	55
838	SLR Knit Shirts	0	0	0	0	1	0	7	6
839	SLR Baby Garments	.	.	0	1	.	.	0	7
840	SLR Non-knit Shirts	3	3	3	1	68	74	77	46
842	SLR Skirts	3	0	0	2	4	3	13	32
843	SLR Suits, MB	0	0	0	1	10	2	6	71
844	SLR Suits, WGI	0	0	0	0	7	4	3	16
845	Sweaters, Oth Non-Cot Veg Fibers	4	0	1	0	30	2	9	1
846	Sweaters, Silk Blends	.	.	0	0	.	.	2	0
847	SLR Trousers	5	6	2	4	166	161	59	99
850	SLR Robes	0	0	0	.	4	3	0	.
852	SLR Underwear	13	4	0	.	18	5	0	.
858	SLR Neckties	80	91	3	0	1,395	1,342	129	0
859	Other SLR Apparel	11	2	4	3	32	10	21	19
863	SLR Towels	0	0	0	0	1	0	2	2
870	SLR Handbags and Flatgoods	3	0	0	0	9	1	0	2
871	Handbags & Flatgoods, Silk & Veg	2	1	1	2	15	16	8	113
899	Other SLR Manufactures	269	104	275	68	183	77	169	67
<b>Total</b>		<b>74,764</b>	<b>64,006</b>	<b>63,025</b>	<b>51,878</b>	<b>68,566</b>	<b>68,614</b>	<b>71,086</b>	<b>66,062</b>

Source: Compiled from official statistics of the U.S. Department of Commerce.

Note.--A zero (0) indicates less than \$500 or 500 equivalent square meters. Because of rounding, figures may not add up to totals shown.

U.S. general imports from SRI LANKA by MFA categories, 1987-90

Category	Description	1987	1988	1989	1990	1987	1988	1989	1990
		--1,000 equivalent square meters--				-----1,000 dollars-----			
201	Cot or MMF Specialty Yarns	1	0	0	.	2	0	0	.
218	Cot or MMF Different Color Yarns	0	6	0	.	0	6	0	.
220	Cot or MMF Special Weave Fabric	0	1	0	.	1	2	0	.
222	Cot or MMF Knit Fabric	0	0	0	.	0	0	0	.
226	Cot or MMF Cheesecloth & Batiste	0	0	0	.	0	0	0	.
229	Cot or MMF Special Purpose Fabri	0	0	0	1	0	0	0	2
237	Playsuits, Sunsuits, etc	1,853	1,788	1,113	1,154	2,655	3,487	2,050	2,240
239	Cot or MMF Apparel for Infants	38	754	913	781	79	1,396	2,270	2,229
300	Carded Cotton Yarn	.	.	0	19	.	.	0	6
314	Cotton Poplin & Broadcloth	0	0	34	0	0	0	10	0
315	Cotton Printcloth	83	0	0	0	33	0	0	.
326	Cotton Sateens	34	0	0	0	32	0	0	.
331	Cotton Gloves & Mittens	2,752	3,624	4,595	5,046	2,356	3,618	4,582	4,862
332	Cotton Hosiery	0	4	0	0	0	20	0	.
333	Cotton Suit-type Coats, MB	73	16	0	40	146	83	0	202
334	Other Cotton Coats, MB	5,986	6,126	5,592	4,531	13,215	19,049	18,802	15,785
335	Cotton Coats, WGI	4,769	3,453	3,724	3,426	11,322	10,466	11,233	11,393
336	Cotton Dresses	3,065	2,528	2,302	2,644	6,266	5,633	4,957	6,446
338	Cotton Knit Shirts, MB	1,697	1,433	2,051	1,566	13,582	14,357	19,876	17,545
339	Cotton Knit Shirts, WGI	2,920	2,122	2,431	3,215	20,024	19,443	18,202	23,948
340	Cotton Non-knit Shirts, MB	8,370	8,792	9,627	13,900	21,788	24,764	25,531	35,954
341	Cotton Non-knit Shirts, WGI	5,852	5,911	3,816	3,697	24,221	24,897	15,375	15,911
342	Cotton Skirts	3,721	3,171	2,158	1,659	14,076	12,186	9,504	7,336
345	Cotton Sweaters	3,244	2,273	2,571	2,542	8,165	8,574	9,274	9,557
347	Cotton Trousers, MB	7,413	6,116	7,996	9,082	22,745	21,612	31,484	36,363
348	Cotton Trousers, WGI	6,232	4,724	6,455	5,856	20,370	16,833	24,590	25,034
349	Cotton Brassieres, etc.	191	196	76	322	530	600	228	1,276
350	Cotton Dressing Gowns	1,368	750	929	900	1,754	1,351	1,326	1,386
351	Cotton Nightwear	3,205	4,587	3,600	3,481	3,911	6,373	5,349	5,753
352	Cotton Underwear	4,953	9,564	5,671	5,390	2,269	5,040	3,309	3,205
359	Other Cotton Apparel	6,666	3,960	6,312	8,695	10,151	6,447	9,957	12,006
360	Cotton Pillowcases	.	.	0	53	.	.	0	35
361	Cotton Sheets	.	.	0	258	.	.	0	127
363	Cotton Pile Towels	2,574	3,145	2,876	2,741	3,634	4,435	4,554	4,555
369	Other Cotton Manufactures	8,440	7,212	5,165	11,590	3,463	3,267	2,262	4,370
434	Other Wool Coats, MB	107	163	46	0	467	898	322	0
435	Wool Coats, WGI	252	67	53	120	1,572	691	217	569
436	Wool Dresses	26	0	0	.	153	0	0	.
438	Wool Knit Shirts	26	0	0	.	292	0	0	.
442	Wool Skirts	43	28	71	58	483	219	318	423
444	Wool Suits, WGI	3	0	0	.	33	0	0	.
445	Wool Sweaters, MB	537	435	113	50	2,846	2,522	649	324
446	Wool Sweaters, WGI	400	227	518	111	2,026	1,181	2,373	473
447	Wool Trousers, MB	8	14	40	0	18	132	384	0
448	Wool Trousers, WGI	76	11	114	58	597	95	917	509
459	Other Wool Apparel	0	4	0	.	0	44	0	.
465	Wool Floor Coverings	0	0	0	.	1	0	0	.
611	Woven Fabrics of Artificial Stap	0	1	31	0	0	2	9	0
619	Woven Polyester Filament Fabrics	0	0	55	0	0	0	16	0
625	MMF Poplin & Broadcloth	0	0	10	0	0	0	3	0
630	MMF Handkerchiefs	5	4	1	0	12	7	3	0
631	MMF Gloves	624	854	249	335	428	527	353	293
633	MMF Suit-type Coats, MB	.	.	0	38	.	.	0	226

C-132



U.S. general imports from SRI LANKA by MFA categories, 1987-90

Category	Description	1987	1988	1989	1990	1987	1988	1989	1990
		--1,000 equivalent square meters--				--1,000 dollars--			
634	Other MMF Coats, MB	3,266	3,064	4,389	4,794	5,638	5,907	10,405	11,996
635	MMF Coats, WGI	6,662	5,728	5,086	8,883	11,494	13,694	12,270	22,758
636	MMF Dresses	5,859	3,614	4,144	3,332	12,966	7,857	9,218	8,639
638	MMF Knit Shirts, MB	3,301	1,395	1,099	1,308	5,265	3,389	2,714	3,652
639	MMF Knit Shirts, WGI	10,393	3,002	4,316	6,068	21,722	8,167	11,066	17,374
640	MMF Non-knit Shirts, MB	1,735	1,386	1,676	2,506	3,080	2,784	3,604	5,993
641	MMF Non-knit Shirts, WGI	6,037	6,214	6,843	7,584	29,823	33,702	37,075	42,160
642	MMF Skirts	2,531	2,182	1,257	1,272	10,112	10,419	5,965	6,911
644	MMF Suits, WGI	284	15	348	205	277	63	572	357
645	MMF Sweaters, MB	1,338	1,053	1,854	1,058	2,210	2,052	3,158	1,803
646	MMF Sweaters, WGI	1,611	1,699	1,138	1,852	2,546	2,702	1,985	3,288
647	MMF Trousers, MB	5,443	4,330	4,689	6,650	11,862	11,062	12,121	21,450
648	MMF Trousers, WGI	1,964	2,720	1,938	4,072	5,075	7,581	5,603	12,910
649	MMF Brassieres etc.	351	368	374	235	911	1,269	1,826	1,124
650	MMF Dressing Gowns	580	928	614	847	696	1,436	1,394	2,117
651	MMF Nightwear	1,367	2,678	2,189	3,944	2,025	4,355	4,685	8,561
652	MMF Underwear	17	500	438	745	24	1,397	2,291	2,671
659	Other MMF Apparel	1,789	1,425	3,913	8,248	1,612	1,583	3,635	7,684
666	Other MMF Furnishings	0	11	0	184	1	11	0	81
669	Other MMF Manufactures	0	2	215	933	0	2	37	118
670	MMF Flat Goods, etc.	11	19	112	1,147	23	38	163	3,129
834	Other SLR Coats, MB	.	.	0	6	.	.	0	49
835	SLR Coats, WGI	204	72	41	72	482	236	127	246
836	SLR Dresses	0	8	0	10	0	36	0	28
840	SLR Non-knit Shirts	0	174	134	122	0	556	406	566
842	SLR Skirts	79	46	49	36	422	291	181	108
844	SLR Suits, WGI	2	0	0	.	34	0	0	.
847	SLR Trousers	118	128	180	203	549	603	753	778
859	Other SLR Apparel	58	1	0	197	63	7	0	205
899	Other SLR Manufactures	0	0	4	15	0	2	2	31
<b>Total</b>		<b>142,606</b>	<b>126,827</b>	<b>128,350</b>	<b>159,888</b>	<b>344,630</b>	<b>341,459</b>	<b>361,548</b>	<b>437,129</b>

Source: Compiled from official statistics of the U.S. Department of Commerce.

Note.--A zero (0) indicates less than \$500 or 500 equivalent square meters. Because of rounding, figures may not add up to totals shown.

U.S. general imports from SWITZERLAND by MFA categories, 1987-90

Category	Description	1987	1988	1989	1990	1987	1988	1989	1990
		--1,000 equivalent square meters--				-----1,000 dollars-----			
200	Cot or MMF Yarns, Sewing Thread	662	874	754	836	1,772	2,278	2,525	2,496
201	Cot or MMF Specialty Yarns	15	204	206	22	34	137	172	76
218	Cot or MMF Different Color Yarns	262	111	291	289	1,556	1,005	1,784	2,024
219	Cot or MMF Duck Fabric	7	2	80	83	60	5	484	603
220	Cot or MMF Special Weave Fabric	1,361	908	663	560	6,744	5,769	4,349	4,641
222	Cot or MMF Knit Fabric	1,011	445	664	175	1,098	751	1,157	454
223	Cot or MMF Non-woven Fabric	1,318	1,186	125	79	594	789	166	228
224	Cot or MMF Pile & Tufted Fabric	286	5	18	29	582	37	206	268
225	Cot or MMF Denim	4	55	0	0	33	138	1	0
226	Cot or MMF Cheesecloth & Batiste	92	69	318	193	327	414	906	1,041
227	Cot or MMF Oxford Cloth	24	8	4	5	92	38	23	24
229	Cot or MMF Special Purpose Fabri	5,645	5,731	3,801	5,533	20,775	21,161	13,742	15,994
237	Playsuits, Sunsuits, etc	27	10	0	0	59	27	4	3
239	Cot or MMF Apparel for Infants	0	23	5	2	1	66	33	37
300	Carded Cotton Yarn	5,369	304	4,442	0	2,239	317	1,343	0
301	Combed Cotton Yarn	352	259	668	57	336	274	608	88
313	Cotton Sheeting	598	726	641	673	3,365	3,947	3,870	4,510
314	Cotton Poplin & Broadcloth	295	125	231	206	1,001	598	1,254	1,137
315	Cotton Printcloth	253	83	10	8	236	93	74	56
317	Cotton Twills and Sateens	385	241	28	17	2,561	1,722	158	131
326	Cotton Sateens	79	78	77	77	794	760	683	757
330	Cotton Handkerchiefs	30	34	29	32	418	443	441	481
331	Cotton Gloves & Mittens	6	23	117	0	12	23	54	13
332	Cotton Hosiery	19	13	8	3	48	43	64	61
333	Cotton Suit-type Coats, MB	1	2	3	3	28	25	63	99
334	Other Cotton Coats, MB	7	3	2	4	72	58	38	101
335	Cotton Coats, WGI	52	11	22	4	238	300	183	84
336	Cotton Dresses	9	9	4	10	241	264	225	289
338	Cotton Knit Shirts, MB	20	13	12	4	212	227	224	107
339	Cotton Knit Shirts, WGI	41	28	38	20	402	357	504	270
340	Cotton Non-knit Shirts, MB	235	25	8	13	926	231	164	310
341	Cotton Non-knit Shirts, WGI	34	4	2	11	270	91	105	111
342	Cotton Skirts	19	2	6	1	140	80	66	90
345	Cotton Sweaters	13	14	14	21	115	98	101	86
347	Cotton Trousers, MB	23	3	2	43	128	46	75	178
348	Cotton Trousers, WGI	91	2	2	2	362	43	64	34
349	Cotton Brassieres, etc.	1	0	1	1	3	4	13	17
350	Cotton Dressing Gowns	96	35	85	38	175	97	277	139
351	Cotton Nightwear	272	101	76	110	523	260	287	422
352	Cotton Underwear	313	231	115	74	1,229	1,399	787	519
353	Cotton Down-filled Coats, MB	0	0	0	.	5	0	0	.
354	Cotton Down-filled Coats, WGI	0	0	0	.	0	4	0	.
359	Other Cotton Apparel	64	58	53	10	312	271	198	159
360	Cotton Pillowcases	26	2	3	6	66	36	50	101
361	Cotton Sheets	174	11	13	36	191	82	126	247
362	Cotton Bedspreads & Quilts	8	7	23	39	20	58	50	169
363	Cotton Pile Towels	34	7	1	1	46	35	16	13
369	Other Cotton Manufactures	866	135	1,113	96	836	342	972	263
400	Wool Tops & Yarn	381	237	47	94	1,573	1,562	310	416
410	Woolen & Worsted Fabric	116	103	127	96	859	933	1,058	1,079
414	Other Wool Fabrics	270	203	135	159	4,054	3,103	2,115	3,041
431	Wool Gloves and Mittens	0	0	0	0	0	0	1	0
432	Wool Hosiery	14	4	4	5	101	66	95	66

C-134

U.S. general imports from SWITZERLAND by MFA categories, 1987-90

Category	Description	1987	1988	1989	1990	1987	1988	1989	1990
		--1,000 equivalent square meters--				--1,000 dollars--			
433	Wool Suit-type Coats, MB	54	36	11	9	3,135	3,050	932	820
434	Other Wool Coats, MB	5	10	2	11	117	136	145	174
435	Wool Coats, WGI	59	16	14	9	1,027	922	657	702
436	Wool Dresses	7	4	4	3	214	295	309	220
438	Wool Knit Shirts	1	0	0	0	19	11	14	5
439	Wool Baby Garments	0	0	0	0	0	0	2	2
440	Wool Non-knit Shirts	6	1	2	1	111	56	112	59
442	Wool Skirts	7	3	3	2	387	287	232	135
443	Wool Suits, MB	16	3	17	21	473	106	1,690	2,061
444	Wool Suits, WGI	1	1	1	2	81	126	102	323
445	Wool Sweaters, MB	5	3	3	1	130	124	97	53
446	Wool Sweaters, WGI	5	3	2	4	113	187	73	235
447	Wool Trousers, MB	26	16	2	4	2,281	2,381	160	329
448	Wool Trousers, WGI	3	2	1	2	115	100	93	79
459	Other Wool Apparel	10	29	11	4	278	360	365	170
464	Wool Blankets	6	8	4	3	94	115	58	53
465	Wool Floor Coverings	106	72	115	82	3,949	3,003	4,262	4,109
469	Other Wool Manufactures	19	13	6	0	227	226	80	4
600	Textured Filament Yarns	967	94	3	56	344	53	1	46
604	Synthetic Staple Fiber Yarns	141	232	55	11	74	338	23	57
606	Non-textured Filament Yarns	1,562	206	99	186	483	182	160	378
607	Other MMF Staple Yarns	56	10	1	2	178	69	0	6
611	Woven Fabrics of Artificial Stap	151	39	48	55	367	323	331	375
613	MMF Sheeting	49	53	56	96	259	404	189	206
614	MMF Poplin and Broadcloth	0	0	15	1	0	4	80	9
615	MMF Printcloth	21	16	3	1	68	51	27	3
617	MMF Twills and Sateens	2	2	18	14	28	33	18	83
618	Woven Fabrics of C-F MMF Yarns	32	55	61	60	231	426	426	537
619	Woven Polyester Filament Fabrics	127	245	324	353	322	488	538	384
620	Other Woven Filament Fabrics	1,342	589	133	101	3,092	2,066	722	882
621	Impression Fabric	7	15	16	0	21	50	31	0
622	Glass Fiber Fabrics	0	0	0	1	0	5	3	5
624	MMF Fabric Mixed with Wool	130	187	207	234	1,421	2,261	2,543	2,312
625	MMF Poplin & Broadcloth	9	9	7	6	20	33	50	22
626	MMF Printcloth	5	6	0	1	33	18	0	5
627	MMF Sheeting	7	31	2	7	26	264	14	37
628	MMF Twills & Sateens	3	6	2	0	16	39	20	4
629	Other MMF Fabric	363	162	141	171	1,182	993	1,344	1,370
630	MMF Handkerchiefs	0	9	0	0	0	20	2	0
631	MMF Gloves	1	0	0	0	6	0	3	1
632	MMF Hosiery	502	396	217	112	996	888	2,153	2,687
633	MMF Suit-type Coats, MB	1	8	6	1	15	48	48	16
634	Other MMF Coats, MB	6	23	8	2	60	47	48	17
635	MMF Coats, WGI	68	12	33	9	411	193	252	252
636	MMF Dresses	2	16	1	4	46	94	53	253
638	MMF Knit Shirts, MB	3	1	1	2	33	24	19	32
639	MMF Knit Shirts, WGI	33	6	3	5	114	12	26	37
640	MMF Non-knit Shirts, MB	0	7	0	1	3	26	2	14
641	MMF Non-knit Shirts, WGI	33	9	0	4	219	73	17	31
642	MMF Skirts	1	4	1	1	38	59	58	36
643	MMF Suits, MB	2	0	0	0	36	1	11	0
644	MMF Suits, WGI	0	0	0	0	25	7	21	16
645	MMF Sweaters, MB	0	0	0	.	5	0	0	.
646	MMF Sweaters, WGI	2	6	4	16	12	19	52	211

U.S. general imports from SWITZERLAND by MFA categories, 1987-90

Category	Description	--1,000 equivalent square meters--				--1,000 dollars--			
		1987	1988	1989	1990	1987	1988	1989	1990
647	MMF Trousers, MB	91	16	3	4	234	144	49	60
648	MMF Trousers, WGI	50	14	2	2	331	186	63	75
649	MMF Brassieres etc.	0	0	0	0	1	3	2	5
650	MMF Dressing Gowns	24	0	0	14	38	3	0	116
651	MMF Nightwear	46	6	1	1	14	12	4	6
652	MMF Underwear	2	8	4	2	9	46	52	35
653	MMF Down-filled Coats, MB	0	0	7	26	0	0	64	230
654	MMF Down-filled Coats, WGI	2	1	0	.	44	20	0	.
659	Other MMF Apparel	61	20	58	105	249	159	400	615
665	MMF Floor Coverings	1	2	5	3	62	25	70	73
666	Other MMF Furnishings	294	121	483	858	460	410	212	372
669	Other MMF Manufactures	1,066	2,190	410	825	952	1,289	537	378
670	MMF Flat Goods, etc.	75	165	6	12	171	327	55	54
800	SLR Yarn	13	95	3	8	18	30	16	34
810	SLR Fabric	169	142	88	77	1,747	1,496	1,019	1,205
831	SLR Gloves	.	.	0	0	.	.	0	0
832	SLR Hosiery	1	0	0	0	16	7	7	0
833	SLR Suit-type Coats, MB	5	8	4	3	143	180	167	108
834	Other SLR Coats, MB	1	0	0	0	27	9	1	2
835	SLR Coats, WGI	8	32	2	0	109	61	9	21
836	SLR Dresses	27	6	20	2	179	155	116	133
838	SLR Knit Shirts	10	3	0	0	214	79	0	2
839	SLR Baby Garments	.	.	0	0	.	.	1	0
840	SLR Non-knit Shirts	9	21	10	3	158	231	151	403
842	SLR Skirts	2	3	8	0	46	28	46	6
843	SLR Suits, MB	3	2	1	1	76	54	58	84
844	SLR Suits, WGI	1	1	0	0	37	20	6	24
845	Sweaters, Oth Non-Cot Veg Fibers	244	25	43	3	640	73	163	10
846	Sweaters, Silk Blends	0	4	0	0	1	22	0	0
847	SLR Trousers	55	10	1	0	200	85	40	43
850	SLR Robes	0	0	0	0	5	0	0	0
851	SLR Nightwear	2	0	0	.	6	4	0	.
852	SLR Underwear	13	9	0	0	148	146	5	7
858	SLR Neckties	4	1	0	.	93	35	0	.
859	Other SLR Apparel	73	17	35	5	186	190	221	100
863	SLR Towels	2	0	2	2	28	0	27	22
870	SLR Handbags and Flatgoods	1	0	5	0	15	0	28	5
871	Handbags & Flatgoods, Silk & Veg	0	0	0	1	3	0	0	18
899	Other SLR Manufactures	65	13	188	66	239	62	332	312
<b>Total</b>		<b>29,665</b>	<b>18,379</b>	<b>18,149</b>	<b>13,479</b>	<b>87,696</b>	<b>77,595</b>	<b>64,858</b>	<b>67,953</b>

Source: Compiled from official statistics of the U.S. Department of Commerce.

Note.--A zero (0) indicates less than \$500 or 500 equivalent square meters. Because of rounding, figures may not add up to totals shown.

U.S. general imports from TAIWAN by MFA categories, 1987-90

Category	Description	1987	1988	1989	1990	1987	1988	1989	1990
		--1,000 equivalent square meters--				-----1,000 dollars-----			
200	Cot or MMF Yarns, Sewing Thread	3,752	2,853	4,249	3,415	4,652	3,299	4,956	3,955
201	Cot or MMF Specialty Yarns	1,643	1,649	2,146	1,826	1,129	1,219	1,575	1,325
218	Cot or MMF Different Color Yarns	12,035	10,558	17,419	14,797	12,570	11,730	22,022	18,195
219	Cot or MMF Duck Fabric	10,746	10,277	7,539	9,626	7,113	7,821	4,902	6,380
220	Cot or MMF Special Weave Fabric	14,093	4,065	3,059	4,257	9,998	3,754	3,163	3,389
222	Cot or MMF Knit Fabric	7,646	9,366	16,392	31,407	5,899	7,165	11,825	22,755
223	Cot or MMF Non-woven Fabric	566	684	1,737	1,588	326	497	498	429
224	Cot or MMF Pile & Tufted Fabric	163	523	2,953	8,510	336	738	4,191	10,232
225	Cot or MMF Denim	2,452	798	13,730	10,894	4,056	1,195	18,216	15,640
226	Cot or MMF Cheesecloth & Batiste	7,655	5,449	686	512	4,465	2,738	360	246
227	Cot or MMF Oxford Cloth	87	0	6	32	77	0	8	34
229	Cot or MMF Special Purpose Fabri	23,992	28,372	40,623	40,862	18,256	19,229	31,649	32,413
237	Playsuits, Sunsuits, etc	9,748	8,055	6,139	7,460	18,817	14,949	11,639	12,373
239	Cot or MMF Apparel for Infants	14,401	12,503	19,846	25,757	39,083	35,264	55,479	74,175
300	Carded Cotton Yarn	994	1,323	4,581	555	404	536	1,793	225
301	Combed Cotton Yarn	1,826	2,389	1,534	8,602	724	976	612	3,410
313	Cotton Sheeting	55,529	38,015	60,580	55,453	41,869	26,413	37,984	36,519
314	Cotton Poplin & Broadcloth	26,630	16,320	22,175	27,770	14,908	9,971	12,105	15,131
315	Cotton Printcloth	24,203	11,932	9,556	14,305	15,125	5,406	4,221	6,574
317	Cotton Twills and Sateens	21,328	10,799	12,117	11,274	21,448	10,491	10,544	11,266
326	Cotton Sateens	3,398	2,550	2,285	5,951	2,870	2,462	1,756	4,819
330	Cotton Handkerchiefs	299	200	150	196	955	867	563	578
331	Cotton Gloves & Mittens	1,509	1,475	1,291	1,376	1,326	1,470	1,384	1,199
332	Cotton Hosiery	341	297	559	746	521	616	1,096	1,680
333	Cotton Suit-type Coats, MB	85	102	47	37	545	718	349	236
334	Other Cotton Coats, MB	2,785	2,317	2,360	2,017	16,906	17,485	15,522	12,335
335	Cotton Coats, WGI	3,583	2,841	3,034	3,961	26,105	24,160	18,334	24,046
336	Cotton Dresses	3,116	2,634	3,350	4,001	11,934	9,268	10,337	10,963
338	Cotton Knit Shirts, MB	3,248	3,094	3,367	2,649	47,117	44,945	49,963	42,974
339	Cotton Knit Shirts, WGI	1,010	1,588	1,807	1,764	15,205	23,731	27,123	29,049
340	Cotton Non-knit Shirts, MB	15,518	14,962	20,846	21,880	55,645	61,106	82,183	83,630
341	Cotton Non-knit Shirts, WGI	5,281	3,425	3,954	3,160	37,999	25,435	24,688	19,374
342	Cotton Skirts	3,128	2,283	2,848	3,828	24,131	17,977	17,737	20,848
345	Cotton Sweaters	2,913	3,072	3,147	3,081	13,919	16,102	17,491	17,877
347	Cotton Trousers, MB	6,524	7,355	8,342	7,834	41,416	45,693	51,586	48,843
348	Cotton Trousers, WGI	10,029	7,466	10,090	10,185	62,905	51,196	70,428	75,153
349	Cotton Brassieres, etc.	16	1	0	6	37	6	1	17
350	Cotton Dressing Gowns	2,693	1,411	1,478	1,416	4,213	2,547	2,807	2,860
351	Cotton Nightwear	12,979	12,909	16,710	16,417	15,543	18,150	23,206	24,840
352	Cotton Underwear	8,601	7,385	6,299	5,492	9,047	7,926	6,030	4,423
353	Cotton Down-filled Coats, MB	650	547	495	362	6,522	6,418	6,822	5,392
354	Cotton Down-filled Coats, WGI	297	145	74	41	2,486	1,609	978	583
359	Other Cotton Apparel	46,526	39,094	63,134	62,230	101,216	97,222	151,819	145,003
360	Cotton Pillowcases	691	422	236	254	927	506	251	253
361	Cotton Sheets	4,508	4,024	3,964	5,781	4,203	3,613	2,930	4,355
362	Cotton Bedspreads & Quilts	174	264	230	174	1,423	5,375	490	204
363	Cotton Pile Towels	4,236	4,070	3,541	4,450	22,727	23,502	19,923	28,027
369	Other Cotton Manufactures	59,889	38,859	54,716	43,078	67,349	46,459	57,913	52,880
400	Wool Tops & Yarn	309	426	91	130	906	1,637	407	355
410	Woolen & Worsted Fabric	3	13	0	.	17	93	0	.
414	Other Wool Fabrics	72	10	0	5	303	51	2	24
431	Wool Gloves and Mittens	72	39	100	60	896	578	715	1,102
433	Wool Suit-type Coats, MB	345	357	197	83	4,202	5,168	3,326	1,118

C-137

U.S. general imports from TAIWAN by MFA categories, 1987-90

Category	Description	1987	1988	1989	1990	1987	1988	1989	1990
		--1,000 equivalent square meters--				-----1,000 dollars-----			
434	Other Wool Coats, MB	429	239	159	221	1,632	1,236	971	1,360
435	Wool Coats, WGI	1,294	1,077	831	862	8,336	8,154	6,986	7,356
436	Wool Dresses	148	105	24	6	624	537	61	59
438	Wool Knit Shirts	148	136	150	99	1,535	1,744	2,141	1,093
439	Wool Baby Garments	.	.	0	3	.	.	0	18
440	Wool Non-knit Shirts	158	28	2	0	542	147	20	0
442	Wool Skirts	690	511	380	369	7,391	7,321	4,374	3,855
443	Wool Suits, MB	106	122	128	165	1,216	2,034	2,889	3,574
444	Wool Suits, WGI	204	175	330	383	1,663	1,739	3,533	4,442
445	Wool Sweaters, MB	213	189	111	218	1,845	2,125	1,133	2,432
446	Wool Sweaters, WGI	1,130	778	524	884	11,593	9,780	7,583	12,750
447	Wool Trousers, MB	97	94	68	18	1,701	1,861	820	223
448	Wool Trousers, WGI	121	83	128	138	1,246	903	2,370	2,334
459	Other Wool Apparel	616	588	411	379	3,272	2,421	2,230	3,038
465	Wool Floor Coverings	5	1	1	0	614	63	69	16
469	Other Wool Manufactures	106	8	0	2	106	22	0	1
600	Textured Filament Yarns	3,170	852	6,887	3,581	1,760	485	3,086	1,682
603	Artificial Staple Fiber Yarns	0	0	3	0	0	0	2	0
604	Synthetic Staple Fiber Yarns	280	905	2,300	564	166	519	976	316
606	Non-textured Filament Yarns	979	362	395	1,512	202	122	102	296
607	Other MMF Staple Yarns	106	21	639	7	123	36	353	13
611	Woven Fabrics of Artificial Stap	1,384	1,102	1,433	2,742	1,797	1,603	1,865	4,666
613	MMF Sheeting	3,952	972	1,287	1,166	3,046	1,297	1,304	1,397
614	MMF Poplin and Broadcloth	4,032	2,456	7,070	6,106	2,619	1,965	4,735	4,605
615	MMF Printcloth	467	117	1,108	795	365	111	662	1,111
617	MMF Twills and Sateens	5,437	6,483	5,821	6,690	3,621	4,996	4,158	5,762
618	Woven Fabrics of C-F MMF Yarns	139	1	172	66	84	1	219	104
619	Woven Polyester Filament Fabrics	5,729	4,396	6,459	5,224	6,409	4,908	7,448	6,187
620	Other Woven Filament Fabrics	3,344	4,501	5,173	3,979	3,389	3,782	5,870	5,337
621	Impression Fabric	0	0	0	0	0	1	1	0
622	Glass Fiber Fabrics	7,091	7,679	7,446	7,013	6,003	6,886	7,516	8,316
624	MMF Fabric Mixed with Wool	0	3	2	0	0	5	4	0
625	MMF Poplin & Broadcloth	3,790	5,780	7,753	12,254	3,673	6,389	9,735	17,189
626	MMF Printcloth	1,170	1,082	1,231	787	577	1,409	895	1,154
627	MMF Sheeting	172	495	496	92	336	839	725	159
628	MMF Twills & Sateens	4,717	4,424	2,258	1,124	3,498	4,609	2,412	1,410
629	Other MMF Fabric	2,783	1,499	1,982	1,447	3,948	2,164	3,301	2,197
630	MMF Handkerchiefs	68	103	291	270	159	310	866	714
631	MMF Gloves	9,757	8,695	12,048	11,566	26,167	23,148	31,850	30,364
632	MMF Hosiery	14,675	13,240	18,116	22,123	20,433	19,334	27,695	33,924
633	MMF Suit-type Coats, MB	1,575	1,628	1,455	1,769	10,735	10,506	8,544	10,637
634	Other MMF Coats, MB	21,787	27,305	25,457	25,874	75,464	98,616	104,075	113,502
635	MMF Coats, WGI	26,520	31,193	20,768	30,435	131,512	143,828	100,611	138,207
636	MMF Dresses	10,369	15,165	12,370	10,842	68,751	87,511	87,341	72,285
638	MMF Knit Shirts, MB	26,509	21,162	30,599	23,789	115,917	91,220	109,113	87,026
639	MMF Knit Shirts, WGI	61,152	52,008	68,432	59,182	287,461	228,512	286,551	246,414
640	MMF Non-knit Shirts, MB	58,900	51,983	38,736	31,609	150,917	138,727	102,841	89,244
641	MMF Non-knit Shirts, WGI	8,705	8,749	7,996	5,983	67,306	64,099	58,329	46,315
642	MMF Skirts	11,933	9,464	9,462	9,854	101,335	83,312	68,259	63,777
643	MMF Suits, MB	1,681	1,179	1,477	665	8,073	6,276	6,625	3,343
644	MMF Suits, WGI	2,653	3,592	4,130	2,492	13,316	23,523	28,795	19,130
645	MMF Sweaters, MB	15,090	18,938	25,577	13,108	45,500	51,236	60,726	29,163
646	MMF Sweaters, WGI	110,100	82,903	72,406	13,804	330,793	237,845	215,838	40,032
647	MMF Trousers, MB	41,358	42,617	41,078	33,109	184,379	185,627	170,793	148,180

U.S. general imports from TAIWAN by MFA categories, 1987-90

Cate- gory	Description	1987	1988	1989	1990	1987	1988	1989	1990
		--1,000 equivalent square meters--				-----1,000 dollars-----			
648	MMF Trousers, WGI	45,626	48,565	48,625	45,486	195,133	207,648	196,446	200,449
649	MMF Brassieres etc.	2,313	1,580	1,294	735	8,313	5,847	3,757	1,662
650	MMF Dressing Gowns	1,708	1,935	6,915	1,988	3,441	4,430	5,698	4,468
651	MMF Nightwear	14,156	16,649	19,794	17,383	13,531	16,311	22,103	16,792
652	MMF Underwear	17,791	16,359	15,747	14,192	9,817	10,279	8,267	6,438
653	MMF Down-filled Coats, MB	1,335	851	1,182	636	9,661	7,369	11,059	7,180
654	MMF Down-filled Coats, WGI	400	361	428	398	3,337	3,606	4,281	4,014
659	Other MMF Apparel	106,449	96,510	122,974	135,084	124,955	116,739	160,015	193,271
665	MMF Floor Coverings	40	5	14	13	306	116	120	146
666	Other MMF Furnishings	36,330	36,857	69,397	49,095	26,045	24,926	31,955	26,797
669	Other MMF Manufactures	20,925	27,701	26,458	23,794	13,095	20,670	25,481	25,156
670	MMF Flat Goods, etc.	137,471	107,658	126,007	112,116	244,428	205,728	252,624	239,765
800	SLR Yarn	6	3	7	1	6	3	13	2
810	SLR Fabric	26	14	62	76	67	37	142	150
831	SLR Gloves	2	0	30	1	18	0	28	6
832	SLR Hosiery	8	0	27	1	10	0	28	1
833	SLR Suit-type Coats, MB	21	87	54	39	280	704	467	588
834	Other SLR Coats, MB	19	22	45	19	93	154	513	113
835	SLR Coats, WGI	253	298	328	160	962	1,313	1,812	1,051
836	SLR Dresses	46	42	57	15	227	347	301	65
838	SLR Knit Shirts	9	53	0	8	79	307	1	81
840	SLR Non-knit Shirts	264	248	160	140	1,197	1,473	1,116	1,065
842	SLR Skirts	343	342	216	147	1,509	1,939	1,698	1,176
843	SLR Suits, MB	68	0	28	0	93	0	162	0
844	SLR Suits, WGI	0	6	5	19	0	62	47	169
845	Sweaters, Oth Non-Cot Veg Fibers	23,657	11,954	7,079	2,721	81,982	40,685	26,325	11,778
846	Sweaters, Silk Blends	1,381	276	370	80	6,064	787	2,200	516
847	SLR Trousers	241	425	849	687	1,268	3,496	6,479	5,839
850	SLR Robes	25	0	0	0	28	1	0	0
851	SLR Nightwear	0	1	2	0	0	2	1	0
852	SLR Underwear	17	29	0	0	11	36	0	0
858	SLR Neckties	0	0	0	0	1	0	3	0
859	Other SLR Apparel	200	114	125	545	172	146	397	1,011
863	SLR Towels	3	132	0	0	15	30	0	0
870	SLR Handbags and Flatgoods	6,173	9,568	8,785	8,976	10,907	11,083	11,183	11,013
871	Handbags & Flatgoods, Silk & Veg	1,364	662	494	210	3,634	2,074	1,523	741
899	Other SLR Manufactures	1,788	1,021	594	262	513	327	172	120
<b>Total</b>		<b>1,341,813</b>	<b>1,159,081</b>	<b>1,377,525</b>	<b>1,261,949</b>	<b>3,307,114</b>	<b>2,992,003</b>	<b>3,241,722</b>	<b>2,978,041</b>

Source: Compiled from official statistics of the U.S. Department of Commerce.

\*Note.--A zero (0) indicates less than \$500 or 500 equivalent square meters. Because of rounding, figures may not add up to totals shown.

U.S. general imports from THAILAND by MFA categories, 1987-90

Category	Description	1987 1988 1989 1990				1987 1988 1989 1990			
		--1,000 equivalent square meters--				--1,000 dollars--			
200	Cot or MMF Yarns, Sewing Thread	1,953	2,604	2,846	4,015	1,907	2,726	3,012	3,404
201	Cot or MMF Specialty Yarns	0	15	303	1,009	0	21	117	225
218	Cot or MMF Different Color Yarns	34	174	0	12	26	196	0	15
219	Cot or MMF Duck Fabric	7,161	4,339	1,580	1,403	6,468	4,883	1,803	1,762
220	Cot or MMF Special Weave Fabric	220	224	110	22	177	382	157	51
222	Cot or MMF Knit Fabric	283	1,060	738	114	194	574	505	87
224	Cot or MMF Pile & Tufted Fabric	0	106	0	0	0	139	0	1
225	Cot or MMF Denim	55	0	0	0	68	0	0	0
226	Cot or MMF Cheesecloth & Batiste	3,265	2,410	453	0	1,810	1,446	243	0
227	Cot or MMF Oxford Cloth	58	51	0	0	39	51	0	0
229	Cot or MMF Special Purpose Fabri	4,607	5,131	8,036	6,365	2,725	2,576	3,692	2,646
237	Playsuits, Sun suits, etc	512	181	563	1,543	1,165	335	851	2,920
239	Cot or MMF Apparel for Infants	37	41	906	2,702	153	162	2,505	7,557
300	Carded Cotton Yarn	20,753	21,265	40,418	27,218	6,582	8,040	13,663	9,660
301	Combed Cotton Yarn	20,775	26,733	23,649	17,627	8,311	11,578	10,650	7,740
313	Cotton Sheeting	11,242	9,799	13,412	5,613	6,768	5,673	6,872	3,153
314	Cotton Poplin & Broadcloth	19,990	18,947	22,781	22,863	10,083	11,045	10,640	11,094
315	Cotton Printcloth	16,686	10,018	15,651	13,106	8,384	4,392	6,145	5,664
317	Cotton Twills and Sateens	2,739	2,638	1,469	450	1,223	1,684	991	302
326	Cotton Sateens	3,854	3,648	2,347	775	2,912	3,180	1,506	542
330	Cotton Handkerchiefs	1	0	12	67	2	1	10	290
331	Cotton Gloves & Mittens	486	547	718	1,853	698	730	927	2,353
332	Cotton Hosiery	0	0	0	14	0	0	0	60
333	Cotton Suit-type Coats, MB	14	63	31	47	115	641	680	523
334	Other Cotton Coats, MB	860	680	600	1,390	3,621	4,025	4,410	12,475
335	Cotton Coats, WGI	1,614	1,607	1,572	1,091	8,522	10,880	11,598	8,141
336	Cotton Dresses	608	730	947	1,073	2,017	2,298	2,510	3,631
338	Cotton Knit Shirts, MB	3,378	2,575	3,173	3,681	29,598	28,728	34,764	43,227
339	Cotton Knit Shirts, WGI	1,643	1,390	2,223	4,408	15,282	14,461	23,048	41,336
340	Cotton Non-knit Shirts, MB	2,891	2,577	2,637	2,634	9,556	9,645	10,915	10,921
341	Cotton Non-knit Shirts, WGI	1,611	1,190	1,764	1,687	8,378	6,525	8,262	9,989
342	Cotton Skirts	4,304	3,185	2,111	2,189	21,939	17,166	11,662	11,205
345	Cotton Sweaters	4,783	6,381	7,303	4,293	19,305	27,116	28,705	19,839
347	Cotton Trousers, MB	2,192	1,811	1,981	2,143	11,444	11,655	12,492	12,985
348	Cotton Trousers, WGI	1,809	1,869	1,900	2,082	7,733	9,869	9,579	11,595
349	Cotton Brassieres, etc.	39	10	100	284	307	78	386	1,219
350	Cotton Dressing Gowns	36	11	119	674	80	33	298	958
351	Cotton Nightwear	34	51	1,635	2,915	65	64	1,772	3,354
352	Cotton Underwear	80	305	1,315	1,858	72	314	1,448	2,558
353	Cotton Down-filled Coats, MB	.	.	0	7	.	.	0	93
354	Cotton Down-filled Coats, WGI	.	.	0	13	.	.	0	183
359	Other Cotton Apparel	199	176	1,607	3,648	410	423	2,658	5,696
360	Cotton Pillowcases	1	1	386	342	4	2	443	247
361	Cotton Sheets	42	43	1,965	1,426	27	37	1,153	1,046
362	Cotton Bedspreads & Quilts	24	64	46	3	43	72	59	6
363	Cotton Pile Towels	4,039	6,267	4,050	4,002	5,697	8,725	7,003	8,280
369	Other Cotton Manufactures	14,609	11,932	10,910	11,117	12,375	9,441	9,326	8,884
400	Wool Tops & Yarn	0	0	0	0	0	3	0	0
410	Woolen & Worsted Fabric	0	6	12	14	0	66	162	180
414	Other Wool Fabrics	0	1	0	0	0	6	0	0
434	Other Wool Coats, MB	367	304	143	24	2,105	1,865	1,043	209
435	Wool Coats, WGI	529	368	315	161	2,685	2,137	1,878	1,162
436	Wool Dresses	29	3	6	22	165	12	41	232

C-140



## U.S. general imports from THAILAND by MFA categories, 1987-90

Category	Description	1987	1988	1989	1990	1987	1988	1989	1990
		-1,000 equivalent square meters-				-1,000 dollars-			
438	Wool Knit Shirts	58	12	101	53	434	124	1,308	644
440	Wool Non-knit Shirts	0	9	10	0	0	112	7	0
442	Wool Skirts	167	150	146	72	1,572	1,786	1,846	989
443	Wool Suits, MB	0	0	0	.	0	0	0	.
444	Wool Suits, WGI	3	1	48	90	15	8	452	883
445	Wool Sweaters, MB	53	42	121	73	451	395	952	726
446	Wool Sweaters, WGI	65	108	28	106	722	1,026	470	1,087
447	Wool Trousers, MB	14	0	0	.	138	0	0	.
448	Wool Trousers, WGI	87	108	97	46	785	1,300	1,316	568
459	Other Wool Apparel	0	13	0	24	3	78	2	530
465	Wool Floor Coverings	36	64	66	61	1,846	2,769	2,846	2,386
469	Other Wool Manufactures	0	0	0	0	1	0	1	0
600	Textured Filament Yarns	2,075	3,442	2,861	2,621	1,360	2,540	2,225	2,077
603	Artificial Staple Fiber Yarns	.	.	0	168	.	.	0	114
604	Synthetic Staple Fiber Yarns	2,549	2,479	2,966	0	1,027	958	1,243	0
606	Non-textured Filament Yarns	105	152	908	176	50	85	174	107
607	Other MMF Staple Yarns	0	10,189	12,078	0	0	5,100	6,394	0
611	Woven Fabrics of Artificial Stap	4,116	3,863	4,157	15,662	4,377	4,459	5,218	17,436
613	MMF Sheeting	2,333	1,498	904	866	1,063	623	406	404
614	MMF Poplin and Broadcloth	10,488	8,487	14,790	11,018	5,771	5,086	8,390	6,282
615	MMF Printcloth	546	404	0	6,724	243	181	0	2,886
617	MMF Twills and Sateens	0	725	0	48	0	414	0	105
618	Woven Fabrics of C-F MMF Yarns	0	0	139	85	0	0	190	112
619	Woven Polyester Filament Fabrics	9	99	170	314	12	104	146	146
620	Other Woven Filament Fabrics	185	8	623	1,302	155	24	131	241
624	MMF Fabric Mixed with Wool	0	0	4	4	0	0	16	8
625	MMF Poplin & Broadcloth	275	137	46	1,507	174	272	73	903
626	MMF Printcloth	618	298	0	8	242	111	0	14
627	MMF Sheeting	1	84	67	0	1	98	142	0
628	MMF Twills & Sateens	0	4,368	250	29	0	2,067	286	58
629	Other MMF Fabric	390	648	108	253	597	711	101	234
630	MMF Handkerchiefs	1	3	0	38	1	7	0	86
631	MMF Gloves	55	20	67	83	69	89	578	1,161
632	MMF Hosiery	49	5	11	23	25	7	11	27
633	MMF Suit-type Coats, MB	11	7	27	36	45	10	20	202
634	Other MMF Coats, MB	2,912	2,901	6,033	8,115	8,109	9,605	17,969	25,848
635	MMF Coats, WGI	2,497	2,514	3,268	4,740	7,962	10,420	13,000	19,736
636	MMF Dresses	658	641	4,858	1,767	1,503	1,959	8,223	5,397
638	MMF Knit Shirts, MB	2,346	2,050	3,723	4,225	5,451	5,297	9,538	11,903
639	MMF Knit Shirts, WGI	14,012	10,514	21,171	17,478	40,237	30,720	55,170	49,894
640	MMF Non-knit Shirts, MB	2,176	2,536	4,752	4,583	4,918	5,926	11,125	11,855
641	MMF Non-knit Shirts, WGI	2,220	1,998	2,639	2,678	11,027	10,385	13,994	15,532
642	MMF Skirts	1,065	605	767	1,106	6,506	3,861	3,073	5,171
643	MMF Suits, MB	0	4	4	0	0	17	36	19
644	MMF Suits, WGI	99	361	431	344	524	1,782	2,482	2,069
645	MMF Sweaters, MB	767	731	820	1,911	1,566	1,405	1,526	4,181
646	MMF Sweaters, WGI	552	649	1,708	3,174	1,149	1,413	3,530	7,301
647	MMF Trousers, MB	1,600	1,668	3,925	3,031	4,590	5,835	13,664	11,822
648	MMF Trousers, WGI	2,934	2,066	5,508	4,600	5,898	6,427	14,246	12,479
649	MMF Brassieres etc.	180	267	397	431	1,593	2,502	3,417	3,083
650	MMF Dressing Gowns	22	7	0	571	25	5	0	1,375
651	MMF Nightwear	48	32	95	416	14	21	78	276
652	MMF Underwear	7	8	10	186	4	11	4	169
659	Other MMF Apparel	365	232	3,507	11,821	508	419	2,955	13,777

U.S. general imports from THAILAND by MFA categories, 1987-90

Category	Description	1987	1988	1989	1990	1987	1988	1989	1990
		--1,000 equivalent square meters--				-----1,000 dollars-----			
665	MMF Floor Coverings	23	28	32	2	755	918	886	81
666	Other MMF Furnishings	657	1,715	16,756	17,497	569	943	6,774	8,070
669	Other MMF Manufactures	14,921	14,817	20,846	22,507	1,755	2,384	3,158	2,862
670	MMF Flat Goods, etc.	8,912	14,255	11,735	16,421	10,418	19,642	17,708	29,837
800	SLR Yarn	0	0	8	0	0	0	88	0
810	SLR Fabric	0	0	8	7	0	0	203	163
832	SLR Hosiery	0	0	3	0	0	0	1	0
833	SLR Suit-type Coats, MB	0	0	0	.	3	0	0	.
834	Other SLR Coats, MB	0	44	46	4	0	128	137	41
835	SLR Coats, WGI	18	41	156	98	63	174	671	927
836	SLR Dresses	6	83	21	18	52	245	71	59
838	SLR Knit Shirts	45	48	7	5	288	268	138	15
840	SLR Non-knit Shirts	71	99	83	32	607	405	261	302
842	SLR Skirts	348	166	88	24	2,216	869	365	351
843	SLR Suits, MB	.	.	0	0	.	.	0	4
844	SLR Suits, WGI	0	0	0	1	0	0	5	3
845	Sweaters, Oth Non-Cot Veg Fibers	8,657	5,675	5,160	2,557	23,933	12,931	11,303	7,178
846	Sweaters, Silk Blends	520	97	95	22	1,173	358	234	53
847	SLR Trousers	28	630	2,754	1,100	206	2,852	11,089	4,582
850	SLR Robes	0	0	0	0	3	1	0	1
852	SLR Underwear	0	5	0	0	0	29	0	0
858	SLR Neckties	1	1	0	.	7	9	0	.
859	Other SLR Apparel	90	14	10	24	144	27	4	27
870	SLR Handbags and Flatgoods	8,773	6,511	15,557	13,785	9,878	7,090	16,585	17,279
871	Handbags & Flatgoods, Silk & Veg	1	60	66	29	1	92	63	27
899	Other SLR Manufactures	63	40	5	12	29	28	6	36
<b>Total</b>		<b>262,328</b>	<b>265,068</b>	<b>362,683</b>	<b>346,817</b>	<b>396,106</b>	<b>404,048</b>	<b>529,305</b>	<b>593,897</b>

Source: Compiled from official statistics of the U.S. Department of Commerce.

Note.--A zero (0) indicates less than \$500 or 500 equivalent square meters. Because of rounding, figures may not add up to totals shown.

U.S. general imports from TRINIDAD AND TOBAGO by MFA categories, 1987-90

Category	Description	1987	1988	1989	1990	1987	1988	1989	1990
		--1,000 equivalent square meters--				--1,000 dollars--			
220	Cot or MMF Special Weave Fabric	0	0	0	.	1	0	0	.
239	Cot or MMF Apparel for Infants	0	0	0	0	0	0	0	0
332	Cotton Hosiery	0	1	0	.	0	5	0	.
334	Other Cotton Coats, MB	0	20	0	.	0	51	0	.
335	Cotton Coats, WGI	1	22	103	0	5	61	140	0
336	Cotton Dresses	6	125	31	3	29	222	44	9
338	Cotton Knit Shirts, MB	0	1	2	0	0	8	2	0
339	Cotton Knit Shirts, WGI	0	3	0	0	0	17	3	1
340	Cotton Non-knit Shirts, MB	13	0	0	.	21	0	0	.
341	Cotton Non-knit Shirts, WGI	19	25	0	0	42	45	0	1
342	Cotton Skirts	0	75	0	0	0	261	2	0
345	Cotton Sweaters	0	0	4	0	0	0	23	0
347	Cotton Trousers, MB	0	29	0	4	2	51	1	44
348	Cotton Trousers, WGI	0	33	73	253	4	38	135	548
350	Cotton Dressing Gowns	13	14	74	0	55	23	122	0
351	Cotton Nightwear	160	382	436	410	194	403	716	624
352	Cotton Underwear	0	1	9	0	0	1	4	0
359	Other Cotton Apparel	0	2	0	.	2	3	0	.
369	Other Cotton Manufactures	0	0	1	0	0	1	2	0
400	Wool Tops & Yarn	0	0	0	.	0	0	0	.
410	Woolen & Worsted Fabric	0	0	0	.	2	0	0	.
433	Wool Suit-type Coats, MB	0	0	0	.	16	0	0	.
434	Other Wool Coats, MB	0	0	0	.	4	0	0	.
435	Wool Coats, WGI	13	0	0	.	160	0	0	.
436	Wool Dresses	0	0	0	.	4	0	0	.
438	Wool Knit Shirts	0	0	0	0	1	0	0	0
442	Wool Skirts	0	0	0	.	1	0	0	.
443	Wool Suits, MB	0	0	0	.	0	0	0	.
444	Wool Suits, WGI	0	0	0	.	2	0	0	.
445	Wool Sweaters, MB	0	0	0	.	45	0	0	.
446	Wool Sweaters, WGI	6	0	0	.	137	0	0	.
447	Wool Trousers, MB	0	0	0	1	18	0	0	12
448	Wool Trousers, WGI	0	0	0	.	1	0	0	.
459	Other Wool Apparel	0	0	0	.	1	0	0	.
620	Other Woven Filament Fabrics	3	0	0	.	13	0	0	.
621	Impression Fabric	2	0	0	.	3	0	0	.
629	Other MMF Fabric	0	0	0	.	1	0	0	.
635	MMF Coats, WGI	0	0	0	5	3	0	1	20
636	MMF Dresses	0	42	24	28	0	142	48	55
638	MMF Knit Shirts, MB	0	0	0	2	0	0	1	8
639	MMF Knit Shirts, WGI	0	0	2	0	0	0	3	1
640	MMF Non-knit Shirts, MB	1	0	0	0	1	1	0	4
641	MMF Non-knit Shirts, WGI	0	6	0	4	0	31	0	7
642	MMF Skirts	0	8	3	0	0	21	3	0
647	MMF Trousers, MB	0	0	26	0	0	0	23	2
648	MMF Trousers, WGI	6	1	0	8	12	1	2	23
649	MMF Brassieres etc.	6	0	0	.	26	0	0	.
650	MMF Dressing Gowns	0	67	160	0	0	193	282	0
651	MMF Nightwear	6	10	123	22	8	8	148	54
652	MMF Underwear	0	0	12	0	0	0	18	0
659	Other MMF Apparel	1	0	0	.	6	0	0	.
669	Other MMF Manufactures	0	0	0	.	1	0	0	.
670	MMF Flat Goods, etc.	0	0	0	.	1	0	0	.
<b>Total</b>		<b>257</b>	<b>865</b>	<b>1,085</b>	<b>741</b>	<b>822</b>	<b>1,587</b>	<b>1,722</b>	<b>1,413</b>

Source: Compiled from official statistics of the U.S. Department of Commerce.

Note.--A zero (0) indicates less than \$500 or 500 equivalent square meters. Because of rounding, figures may not add up to totals shown.

U.S. general imports from TURKEY by MFA categories, 1987-90

Category	Description	1987	1988	1989	1990	1987	1988	1989	1990
		--1,000 equivalent square meters--				--1,000 dollars--			
200	Cot or MMF Yarns, Sewing Thread	2,352	631	466	1,532	1,488	463	325	1,025
201	Cot or MMF Specialty Yarns	0	0	0	.	0	0	0	.
218	Cot or MMF Different Color Yarns	34	79	95	1	46	45	89	4
219	Cot or MMF Duck Fabric	11,254	7,118	6,471	1,240	7,762	5,595	4,509	880
220	Cot or MMF Special Weave Fabric	868	1,203	1,695	4,186	827	1,033	1,573	5,407
222	Cot or MMF Knit Fabric	444	270	350	169	152	148	194	114
224	Cot or MMF Pile & Tufted Fabric	28	63	100	46	71	166	262	109
225	Cot or MMF Denim	1,167	219	19	0	2,011	375	44	0
226	Cot or MMF Cheesecloth & Batiste	105	856	174	10	32	342	56	7
229	Cot or MMF Special Purpose Fabri	2,331	3,812	2,052	1,650	719	1,346	655	464
237	Playsuits, Sunsuits, etc	1,586	914	175	166	2,788	1,364	561	587
239	Cot or MMF Apparel for Infants	0	61	204	203	3	243	807	891
300	Carded Cotton Yarn	34,230	16,252	23,314	9,010	12,805	6,059	7,164	3,186
301	Combed Cotton Yarn	566	599	2,188	0	209	268	879	0
313	Cotton Sheeting	17,661	6,281	831	942	10,832	3,557	467	539
314	Cotton Poplin & Broadcloth	1,055	559	0	0	801	430	0	0
315	Cotton Printcloth	11,566	4,132	3,560	0	6,644	2,191	1,524	0
317	Cotton Twills and Sateens	9,361	4,339	2,437	986	7,381	3,294	1,674	686
326	Cotton Sateens	0	82	202	188	0	77	465	364
332	Cotton Hosiery	0	0	32	5	0	3	31	11
333	Cotton Suit-type Coats, MB	41	40	102	17	145	147	478	127
334	Other Cotton Coats, MB	198	2,725	1,503	434	833	4,748	4,192	2,133
335	Cotton Coats, WGI	1,497	2,786	1,977	789	4,583	6,928	5,651	2,882
336	Cotton Dresses	2,580	5,109	5,543	6,837	4,093	5,737	8,974	16,144
338	Cotton Knit Shirts, MB	4,102	3,051	2,780	1,226	24,044	22,917	21,986	11,153
339	Cotton Knit Shirts, WGI	1,967	3,686	7,483	5,487	15,141	28,713	60,566	57,172
340	Cotton Non-knit Shirts, MB	7,284	6,943	6,990	4,274	13,991	15,134	16,650	10,967
341	Cotton Non-knit Shirts, WGI	6,389	4,801	8,130	5,952	21,565	17,746	30,724	25,752
342	Cotton Skirts	6,149	1,100	1,414	1,439	19,217	4,031	6,104	6,245
345	Cotton Sweaters	796	280	612	468	2,278	915	1,889	1,637
347	Cotton Trousers, MB	5,373	3,700	4,167	2,585	11,785	10,815	13,722	9,946
348	Cotton Trousers, WGI	6,937	9,830	20,864	17,359	20,173	29,553	60,694	60,708
349	Cotton Brassieres, etc.	1	0	0	2	3	0	3	31
350	Cotton Dressing Gowns	3,479	5,813	8,539	7,259	13,072	23,833	32,450	34,938
351	Cotton Nightwear	545	1,544	9,113	14,475	509	1,524	7,499	17,615
352	Cotton Underwear	1,012	3,357	4,511	2,667	558	2,679	3,981	2,594
359	Other Cotton Apparel	2,573	1,679	2,389	2,763	4,253	2,903	3,997	4,504
360	Cotton Pillowcases	137	24	434	284	181	36	642	431
361	Cotton Sheets	2,215	2,122	3,555	2,300	1,829	1,802	2,508	2,036
362	Cotton Bedspreads & Quilts	10	30	53	60	18	78	86	77
363	Cotton Pile Towels	107	28	178	146	241	241	899	1,225
369	Other Cotton Manufactures	9,699	8,839	6,887	9,481	3,695	3,704	3,302	4,342
400	Wool Tops & Yarn	1	15	1	32	10	33	5	34
410	Woolen & Worsted Fabric	36	61	431	398	277	358	3,005	2,787
414	Other Wool Fabrics	0	0	0	0	0	1	0	2
431	Wool Gloves and Mittens	0	0	1	0	0	0	4	0
432	Wool Hosiery	0	0	0	0	0	0	0	6
433	Wool Suit-type Coats, MB	0	1	0	4	0	16	1	50
434	Other Wool Coats, MB	12	19	45	6	98	211	360	72
435	Wool Coats, WGI	292	250	166	77	1,567	681	1,139	921
436	Wool Dresses	2	8	12	0	10	80	128	0
438	Wool Knit Shirts	1	1	13	5	8	7	234	109
440	Wool Non-knit Shirts	1	1	0	1	6	12	4	10

C-144

U.S. general imports from TURKEY by MFA categories, 1987-90

Category	Description	1987	1988	1989	1990	1987	1988	1989	1990
		--1,000 equivalent square meters--	equivalent square meters	square meters	square meters	-----1,000 dollars-----	dollars	dollars	dollars
442	Wool Skirts	14	16	136	44	89	220	1,254	560
444	Wool Suits, WGI	0	0	3	4	5	5	14	24
445	Wool Sweaters, MB	42	0	24	7	106	4	184	104
446	Wool Sweaters, WGI	6	12	10	12	110	192	180	227
447	Wool Trousers, MB	0	0	0	1	1	5	6	19
448	Wool Trousers, WGI	150	9	299	247	1,196	151	2,828	2,372
459	Other Wool Apparel	16	30	7	4	65	190	45	49
464	Wool Blankets	0	0	10	0	0	2	171	1
465	Wool Floor Coverings	210	211	438	410	11,315	13,067	16,392	19,616
469	Other Wool Manufactures	14	9	20	6	81	37	57	45
600	Textured Filament Yarns	233	147	394	336	106	94	264	251
604	Synthetic Staple Fiber Yarns	3,400	4,702	7,562	4,049	1,610	2,217	3,822	1,987
606	Non-textured Filament Yarns	962	467	600	111	104	98	133	32
607	Other MMF Staple Yarns	9,905	93	391	195	5,134	44	181	149
611	Woven Fabrics of Artificial Stap	236	147	676	486	174	129	564	460
613	MMF Sheeting	0	1	0	.	0	1	0	.
614	MMF Poplin and Broadcloth	0	0	0	.	0	0	0	.
617	MMF Twills and Sateens	3,760	5,826	0	.	2,340	3,146	0	.
618	Woven Fabrics of C-F MMF Yarns	69	1	0	0	49	3	0	1
619	Woven Polyester Filament Fabrics	0	0	0	1	0	0	0	3
620	Other Woven Filament Fabrics	2	0	560	0	19	0	16	0
624	MMF Fabric Mixed with Wool	0	2	0	.	0	7	0	.
625	MMF Poplin & Broadcloth	0	35	3	20	0	57	6	54
626	MMF Printcloth	0	1	0	.	0	3	0	.
631	MMF Gloves	3	8	2	3	14	28	14	12
632	MMF Hosiery	730	386	1,337	1,642	822	548	1,027	1,448
633	MMF Suit-type Coats, MB	0	1	56	9	0	9	94	79
634	Other MMF Coats, MB	0	5	375	675	3	107	2,164	4,013
635	MMF Coats, WGI	50	74	71	445	172	434	408	2,085
636	MMF Dresses	137	211	67	25	356	461	160	78
638	MMF Knit Shirts, MB	347	23	35	300	449	43	106	263
639	MMF Knit Shirts, WGI	2,461	426	134	266	5,778	949	253	986
640	MMF Non-knit Shirts, MB	62	23	64	210	136	103	307	821
641	MMF Non-knit Shirts, WGI	1,184	916	598	1,734	4,671	3,202	2,667	7,214
642	MMF Skirts	312	66	80	120	1,295	433	233	363
643	MMF Suits, MB	0	2	0	0	0	13	0	2
644	MMF Suits, WGI	4	15	3	2	38	81	48	19
645	MMF Sweaters, MB	679	506	1,441	1,190	1,248	805	2,351	2,101
646	MMF Sweaters, WGI	1,234	402	547	374	2,148	779	900	632
647	MMF Trousers, MB	136	43	30	85	204	80	206	455
648	MMF Trousers, WGI	2,874	1,701	968	1,159	5,888	3,367	2,158	3,436
649	MMF Brassieres etc.	1	0	0	.	2	0	0	.
650	MMF Dressing Gowns	0	0	25	4	1	0	63	5
651	MMF Nightwear	0	51	70	0	3	126	152	2
652	MMF Underwear	0	0	35	0	0	0	61	0
653	MMF Down-filled Coats, MB	0	0	0	0	0	0	1	0
654	MMF Down-filled Coats, WGI	0	0	9	43	0	0	81	428
659	Other MMF Apparel	181	154	545	958	147	195	847	1,379
665	MMF Floor Coverings	143	42	11	43	357	111	56	59
666	Other MMF Furnishings	13,974	8,128	18,475	22,057	4,604	3,362	6,843	7,171
669	Other MMF Manufactures	5	795	2,251	1,952	10	121	370	276
670	MMF Flat Goods, etc.	0	2	2	1	0	5	3	7
831	SLR Gloves	.	.	0	0	.	.	1	0
835	SLR Coats, WGI	1	2	6	5	8	14	56	48

C-145

U.S. general imports from TURKEY by MFA categories, 1987-90

Category	Description	1987	1988	1989	1990	1987	1988	1989	1990
		--1,000 equivalent square meters--				--1,000 dollars--			
836	SLR Dresses	0	0	5	0	2	2	54	2
838	SLR Knit Shirts	0	0	0	0	1	6	1	0
840	SLR Non-knit Shirts	0	0	1	5	8	5	16	27
842	SLR Skirts	0	1	3	1	6	9	55	7
844	SLR Suits, WGI	0	1	0	0	0	13	2	0
845	Sweaters, Oth Non-Cot Veg Fibers	.	.	0	0	.	.	2	0
846	Sweaters, Silk Blends	0	0	0	.	0	1	0	.
847	SLR Trousers	9	2	3	127	16	15	50	435
859	Other SLR Apparel	5	1	7	0	5	5	7	0
870	SLR Handbags and Flatgoods	2	0	2	5	1	0	18	21
871	Handbags & Flatgoods, Silk & Veg	1	0	39	47	4	2	202	260
899	Other SLR Manufactures	12	1	1	1	9	1	1	2
<b>Total</b>		<b>201,619</b>	<b>141,013</b>	<b>180,685</b>	<b>146,581</b>	<b>269,670</b>	<b>247,691</b>	<b>361,304</b>	<b>351,014</b>

Source: Compiled from official statistics of the U.S. Department of Commerce.

Note.--A zero (0) indicates less than \$500 or 500 equivalent square meters. Because of rounding, figures may not add up to totals shown.

U.S. general imports from the UNITED ARAB EMIRATES by MFA categories, 1987-90

Category	Description	1987	1988	1989	1990	1987	1988	1989	1990
		--1,000 equivalent square meters--				-----1,000 dollars-----			
237	Playsuits, Sun suits, etc	0	0	47	236	0	0	114	511
239	Cot or MMF Apparel for Infants	0	0	7	226	0	0	16	582
334	Other Cotton Coats, MB	0	11	995	1,343	0	11	2,847	4,040
335	Cotton Coats, WGI	0	171	533	358	0	335	1,444	1,410
336	Cotton Dresses	90	222	3,034	1,556	123	307	3,793	2,034
338	Cotton Knit Shirts, MB	142	1,450	358	759	519	4,423	817	4,365
339	Cotton Knit Shirts, WGI	49	2,082	1,125	1,688	293	5,982	4,768	7,685
340	Cotton Non-knit Shirts, MB	2,134	6,352	3,326	4,110	4,618	13,392	6,193	9,933
341	Cotton Non-knit Shirts, WGI	861	3,050	1,051	645	1,672	6,668	2,521	1,955
342	Cotton Skirts	109	1,070	1,349	497	213	3,840	6,645	1,798
345	Cotton Sweaters	0	63	0	0	0	111	0	0
347	Cotton Trousers, MB	130	2,332	1,237	899	272	4,839	2,090	2,943
348	Cotton Trousers, WGI	125	4,873	2,225	2,056	362	11,229	4,716	9,208
350	Cotton Dressing Gowns	0	20	260	279	0	4	141	366
351	Cotton Nightwear	0	7	1,547	2,723	0	9	2,067	3,376
352	Cotton Underwear	224	350	153	322	196	251	112	276
359	Other Cotton Apparel	117	27	1,367	3,303	92	42	1,987	5,870
360	Cotton Pillowcases	1	0	8	109	3	0	8	94
361	Cotton Sheets	0	0	47	306	0	0	23	199
362	Cotton Bedspreads & Quilts	1	0	0	0	5	0	0	0
363	Cotton Pile Towels	200	194	2,890	3,966	267	239	3,528	4,889
369	Other Cotton Manufactures	98	63	471	12,527	40	16	180	5,295
414	Other Wool Fabrics	0	0	0	0	1	0	0	0
439	Wool Baby Garments	0	0	0	0	0	0	0	0
446	Wool Sweaters, WGI	0	0	0	0	2	0	0	0
465	Wool Floor Coverings	1	0	0	0	327	78	5	4
619	Woven Polyester Filament Fabrics	5	0	19	0	5	0	8	0
629	Other MMF Fabric	0	0	0	0	0	0	0	0
632	MMF Hosiery	0	0	0	6	0	0	0	14
634	Other MMF Coats, MB	0	82	826	1,825	0	153	1,417	2,998
635	MMF Coats, WGI	0	23	524	769	0	51	1,125	1,527
636	MMF Dresses	0	0	1,286	661	0	1	2,974	1,089
638	MMF Knit Shirts, MB	23	107	842	158	57	230	1,732	168
639	MMF Knit Shirts, WGI	61	319	1,282	468	117	695	2,540	635
640	MMF Non-knit Shirts, MB	131	386	211	1,507	345	802	710	4,371
641	MMF Non-knit Shirts, WGI	30	228	1,293	1,731	96	909	4,692	5,543
642	MMF Skirts	32	276	663	840	124	928	2,234	2,454
644	MMF Suits, WGI	8	0	0	0	11	0	0	1
645	MMF Sweaters, MB	0	15	0	0	0	26	0	0
646	MMF Sweaters, WGI	0	14	0	0	0	11	0	0
647	MMF Trousers, MB	0	0	1,025	126	0	0	2,144	148
648	MMF Trousers, WGI	6	186	2,015	643	19	416	4,781	729
650	MMF Dressing Gowns	0	0	126	85	0	0	366	279
651	MMF Nightwear	0	0	90	192	0	0	127	352
652	MMF Underwear	0	2	0	152	0	2	0	109
659	Other MMF Apparel	6	106	909	400	6	96	993	501
665	MMF Floor Coverings	0	0	0	0	0	0	7	0
666	Other MMF Furnishings	9	0	113	962	6	0	159	460
835	SLR Coats, WGI	0	0	0	26	0	0	0	90
840	SLR Non-knit Shirts	0	0	0	3	0	0	0	6
842	SLR Skirts	0	0	107	37	0	0	306	119
847	SLR Trousers	0	45	2,222	992	0	238	7,391	3,845
899	Other SLR Manufactures	0	0	0	0	0	0	0	0
<b>Total</b>		<b>4,595</b>	<b>24,127</b>	<b>35,583</b>	<b>49,491</b>	<b>9,792</b>	<b>56,334</b>	<b>77,720</b>	<b>92,270</b>

Source: Compiled from official statistics of the U.S. Department of Commerce.

Note.--A zero (0) indicates less than \$500 or 500 equivalent square meters. Because of rounding, figures may not add up to totals shown.

U.S. general imports from the UNITED KINGDOM by MFA categories, 1987-90

Category	Description	1,000 equivalent square meters				1,000 dollars			
		1987	1988	1989	1990	1987	1988	1989	1990
200	Cot or MMF Yarns, Sewing Thread	522	414	548	928	1,134	973	1,401	2,538
201	Cot or MMF Specialty Yarns	1,493	3,029	2,597	1,396	2,028	4,231	3,958	2,881
218	Cot or MMF Different Color Yarns	314	194	279	506	1,323	1,266	1,667	1,884
219	Cot or MMF Duck Fabric	4	0	9	38	17	5	76	255
220	Cot or MMF Special Weave Fabric	2,164	2,320	1,377	1,286	7,379	8,398	6,978	9,809
222	Cot or MMF Knit Fabric	1,091	1,631	1,215	1,499	1,079	1,412	1,618	1,658
223	Cot or MMF Non-woven Fabric	4,151	4,380	14,233	11,870	2,538	2,929	7,840	6,837
224	Cot or MMF Pile & Tufted Fabric	137	356	184	373	541	1,132	950	1,278
225	Cot or MMF Denim	5	1	1	1	25	12	5	7
226	Cot or MMF Cheesecloth & Batiste	181	299	259	301	696	1,391	1,310	1,488
227	Cot or MMF Oxford Cloth	3	3	2	2	20	12	21	13
229	Cot or MMF Special Purpose Fabri	22,118	19,586	8,063	6,445	17,768	17,934	13,606	10,348
237	Playsuits, Sunsuits, etc	22	19	4	18	83	126	46	103
239	Cot or MMF Apparel for Infants	29	9	60	87	206	102	583	1,036
300	Carded Cotton Yarn	986	44	36	12	372	103	84	20
301	Combed Cotton Yarn	210	29	1	154	138	88	2	103
313	Cotton Sheeting	1,482	1,470	946	1,267	4,752	6,820	6,064	8,297
314	Cotton Poplin & Broadcloth	223	140	1,489	986	643	599	5,674	4,619
315	Cotton Printcloth	34	116	193	152	169	223	719	504
317	Cotton Twills and Sateens	660	594	39	136	3,655	4,022	264	544
326	Cotton Sateens	148	155	234	440	687	685	1,117	1,952
330	Cotton Handkerchiefs	3	1	1	3	50	20	15	53
331	Cotton Gloves & Mittens	25	6	8	3	133	48	93	37
332	Cotton Hosiery	181	181	269	313	1,297	1,574	2,112	2,296
333	Cotton Suit-type Coats, MB	21	11	7	18	185	166	133	340
334	Other Cotton Coats, MB	198	251	200	205	4,607	6,672	4,652	3,612
335	Cotton Coats, WGI	314	226	117	166	3,701	3,580	2,651	2,682
336	Cotton Dresses	1,890	2,250	1,899	3,194	13,184	16,988	16,811	22,105
338	Cotton Knit Shirts, MB	108	86	64	168	2,005	1,830	1,359	3,203
339	Cotton Knit Shirts, WGI	366	208	149	167	3,740	2,669	2,458	2,658
340	Cotton Non-knit Shirts, MB	244	261	285	159	2,965	3,289	3,465	3,300
341	Cotton Non-knit Shirts, WGI	236	138	117	189	2,691	2,303	2,011	2,285
342	Cotton Skirts	370	269	169	295	4,150	3,528	2,849	3,394
345	Cotton Sweaters	3,242	1,592	1,827	2,404	14,554	10,436	12,020	14,836
347	Cotton Trousers, MB	316	106	154	86	1,745	1,123	1,288	795
348	Cotton Trousers, WGI	415	157	134	234	3,233	1,641	1,821	2,468
349	Cotton Brassieres, etc.	0	0	5	0	14	9	57	11
350	Cotton Dressing Gowns	207	63	680	92	760	719	1,435	961
351	Cotton Nightwear	331	272	79	77	1,314	952	665	590
352	Cotton Underwear	922	426	251	320	1,986	1,432	1,036	1,756
353	Cotton Down-filled Coats, MB	0	0	0	0	0	0	5	4
354	Cotton Down-filled Coats, WGI	0	0	0	0	0	0	2	0
359	Other Cotton Apparel	423	469	498	362	1,781	3,004	2,355	2,805
360	Cotton Pillowcases	48	45	74	74	157	164	468	265
361	Cotton Sheets	844	386	269	274	1,328	508	466	586
362	Cotton Bedspreads & Quilts	276	174	112	318	611	737	396	1,360
363	Cotton Pile Towels	165	100	210	236	1,021	1,071	2,872	3,115
369	Other Cotton Manufactures	4,402	3,049	2,471	5,131	8,291	8,483	8,361	10,160
400	Wool Tops & Yarn	4,570	3,170	3,760	3,753	13,396	10,881	12,925	12,108
410	Woolen & Worsted Fabric	4,334	3,789	3,058	2,638	31,294	34,904	29,570	26,797
414	Other Wool Fabrics	2,275	2,274	2,187	1,940	21,748	26,380	22,895	23,048
431	Wool Gloves and Mittens	16	17	11	6	228	316	262	119
432	Wool Hosiery	227	256	235	177	3,251	4,276	3,915	3,517

C-148



U.S. general imports from the UNITED KINGDOM by MFA categories, 1987-90

Category	Description	1987	1988	1989	1990	1987	1988	1989	1990
		--1,000 equivalent square meters--				-----1,000 dollars-----			
433	Wool Suit-type Coats, MB	91	159	25	18	1,945	2,109	959	940
434	Other Wool Coats, MB	884	618	489	591	12,216	11,654	9,889	11,037
435	Wool Coats, WGI	367	456	423	546	6,436	7,634	8,007	9,157
436	Wool Dresses	277	252	242	336	3,376	3,146	3,198	3,628
438	Wool Knit Shirts	37	39	91	137	967	772	1,993	2,699
439	Wool Baby Garments	0	0	2	14	0	0	39	248
440	Wool Non-knit Shirts	25	14	25	37	474	342	487	320
442	Wool Skirts	495	268	172	122	8,983	6,803	5,247	3,228
443	Wool Suits, MB	107	48	27	28	2,774	2,017	2,028	2,438
444	Wool Suits, WGI	4	3	3	2	126	167	237	190
445	Wool Sweaters, MB	2,315	1,751	1,145	966	42,594	38,881	31,928	25,341
446	Wool Sweaters, WGI	986	574	571	385	22,418	20,767	19,778	17,542
447	Wool Trousers, MB	77	19	9	12	661	468	308	376
448	Wool Trousers, WGI	25	46	44	27	817	1,608	1,693	1,166
459	Other Wool Apparel	1,146	1,063	797	594	18,160	18,120	14,740	10,801
464	Wool Blankets	225	208	109	124	1,923	2,101	1,268	1,374
465	Wool Floor Coverings	1,285	1,053	1,391	1,455	36,298	32,636	36,160	41,431
469	Other Wool Manufactures	107	197	73	61	628	1,038	527	728
600	Textured Filament Yarns	370	1,677	1,005	878	124	957	511	296
603	Artificial Staple Fiber Yarns	0	18	2	0	0	32	2	0
604	Synthetic Staple Fiber Yarns	2,901	1,309	3,329	1,763	1,864	933	2,039	1,168
606	Non-textured Filament Yarns	76,598	87,250	21,913	20,822	13,387	20,108	7,482	3,567
607	Other MMF Staple Yarns	121	14	139	260	99	20	183	296
611	Woven Fabrics of Artificial Stap	690	51	91	25	415	201	571	152
613	MMF Sheeting	8	0	5	14	46	2	24	50
614	MMF Poplin and Broadcloth	0	25	10	55	0	82	46	178
615	MMF Printcloth	0	0	9	15	1	0	32	57
617	MMF Twills and Sateens	6	9	3	1	10	15	29	33
618	Woven Fabrics of C-F MMF Yarns	29	59	134	39	166	182	263	188
619	Woven Polyester Filament Fabrics	195	125	696	608	155	201	587	1,714
620	Other Woven Filament Fabrics	959	1,604	1,473	1,413	3,297	5,559	3,742	4,095
621	Impression Fabric	2,116	1,550	398	471	3,094	2,509	614	742
622	Glass Fiber Fabrics	25	64	101	129	42	233	406	619
624	MMF Fabric Mixed with Wool	39	42	15	23	259	296	117	216
625	MMF Poplin & Broadcloth	10	220	2	0	60	179	51	1
626	MMF Printcloth	0	100	5	4	4	52	18	32
627	MMF Sheeting	8	104	1	0	81	158	8	2
628	MMF Twills & Sateens	2	56	6	1	10	150	27	2
629	Other MMF Fabric	389	139	99	27	1,333	1,086	625	140
630	MMF Handkerchiefs	0	0	0	0	2	0	3	1
631	MMF Gloves	36	23	13	11	213	167	159	163
632	MMF Hosiery	422	513	439	148	2,109	2,369	1,786	766
633	MMF Suit-type Coats, MB	13	11	12	9	159	137	51	116
634	Other MMF Coats, MB	144	80	93	82	927	860	1,021	1,041
635	MMF Coats, WGI	139	126	135	157	1,485	1,495	2,332	2,508
636	MMF Dresses	227	277	188	336	2,567	3,842	2,469	3,641
638	MMF Knit Shirts, MB	33	25	17	40	234	208	107	261
639	MMF Knit Shirts, WGI	88	52	65	24	480	315	640	375
640	MMF Non-knit Shirts, MB	96	69	89	24	513	447	543	320
641	MMF Non-knit Shirts, WGI	95	78	70	64	2,543	2,237	2,063	1,670
642	MMF Skirts	263	138	111	109	2,723	2,543	1,922	1,795
643	MMF Suits, MB	10	6	10	14	102	94	207	147
644	MMF Suits, WGI	13	16	4	14	112	194	121	330
645	MMF Sweaters, MB	136	44	25	101	495	126	101	396

## U.S. general imports from the UNITED KINGDOM by MFA categories, 1987-90

Category	Description	1987	1988	1989	1990	1987	1988	1989	1990
		--1,000 equivalent square meters--				-----1,000 dollars-----			
646	MMF Sweaters, WGI	331	82	51	52	1,065	326	234	230
647	MMF Trousers, MB	55	42	47	51	628	616	549	562
648	MMF Trousers, WGI	165	172	63	51	1,512	1,105	1,141	1,222
649	MMF Brassieres etc.	15	9	21	22	93	106	312	290
650	MMF Dressing Gowns	3	3	304	25	16	22	405	130
651	MMF Nightwear	21	16	5	13	59	80	52	87
652	MMF Underwear	300	706	259	143	1,032	1,587	1,059	846
653	MMF Down-filled Coats, MB	0	0	0	0	0	1	5	1
654	MMF Down-filled Coats, WGI	0	0	0	0	0	0	9	0
659	Other MMF Apparel	1,662	1,128	1,554	1,199	6,373	5,111	7,059	5,797
665	MMF Floor Coverings	176	205	201	219	2,401	3,304	2,270	2,680
666	Other MMF Furnishings	2,291	1,917	5,372	10,770	2,691	2,414	2,768	3,118
669	Other MMF Manufactures	5,310	4,478	4,046	3,885	2,951	3,285	1,864	1,664
670	MMF Flat Goods, etc.	62	46	44	85	411	338	317	507
800	SLR Yarn	750	644	630	415	975	1,005	957	712
810	SLR Fabric	1,673	1,494	1,971	1,719	8,297	9,172	11,018	11,320
831	SLR Gloves	0	3	2	0	2	5	17	7
832	SLR Hosiery	13	18	12	16	116	165	26	116
833	SLR Suit-type Coats, MB	2	3	4	1	62	91	38	50
834	Other SLR Coats, MB	4	4	5	1	97	79	87	12
835	SLR Coats, WGI	28	20	10	14	379	491	277	447
836	SLR Dresses	39	26	8	8	1,008	842	197	419
838	SLR Knit Shirts	1	0	7	4	37	14	129	75
839	SLR Baby Garments	0	0	0	0	0	0	10	2
840	SLR Non-knit Shirts	14	19	18	12	433	562	427	313
842	SLR Skirts	57	123	6	5	468	797	227	206
843	SLR Suits, MB	4	2	0	1	46	26	11	20
844	SLR Suits, WGI	2	1	1	1	87	26	35	23
845	Sweaters, Oth Non-Cot Veg Fibers	46	48	22	15	569	479	333	165
846	Sweaters, Silk Blends	2	2	2	4	55	62	43	110
847	SLR Trousers	8	9	5	7	241	269	193	271
850	SLR Robes	1	2	0	1	19	35	4	14
851	SLR Nightwear	6	0	3	6	20	8	36	21
852	SLR Underwear	29	13	7	6	62	49	62	64
858	SLR Neckties	17	13	5	7	271	338	137	210
859	Other SLR Apparel	190	123	199	109	1,284	720	1,078	630
863	SLR Towels	34	39	40	49	260	368	336	308
870	SLR Handbags and Flatgoods	5	3	10	11	25	24	71	99
871	Handbags & Flatgoods, Silk & Veg	14	4	6	3	63	59	53	19
899	Other SLR Manufactures	1,470	1,530	1,737	1,402	797	1,153	1,383	1,177
Total		172,384	170,613	104,098	104,370	425,483	435,553	400,021	401,109

Source: Compiled from official statistics of the U.S. Department of Commerce.

Note.--A zero (0) indicates less than \$500 or 500 equivalent square meters. Because of rounding, figures may not add up to totals shown.

U.S. general imports from URUGUAY by MFA categories, 1987-90

Category	Description	1987-1990				1987-1990			
		1987	1988	1989	1990	1987	1988	1989	1990
		--1,000 equivalent square meters--				-----1,000 dollars-----			
220	Cot or MMF Special Weave Fabric	.	.	0	4	.	.	0	37
222	Cot or MMF Knit Fabric	0	0	0	175	0	0	2	79
225	Cot or MMF Denim	0	35	0	.	0	91	0	.
229	Cot or MMF Special Purpose Fabri	329	131	83	0	413	365	110	0
237	Playsuits, Sunsuits, etc	0	0	33	39	1	0	110	161
239	Cot or MMF Apparel for Infants	0	0	28	26	1	2	114	81
317	Cotton Twills and Sateens	48	0	0	.	84	0	0	.
330	Cotton Handkerchiefs	0	0	0	.	0	2	0	.
332	Cotton Hosiery	0	0	0	0	0	0	0	3
333	Cotton Suit-type Coats, MB	35	22	0	0	264	132	0	4
334	Other Cotton Coats, MB	1,435	1,832	528	350	5,966	7,754	3,098	1,915
335	Cotton Coats, WGI	2,045	1,362	1,793	540	9,087	5,864	10,420	3,214
336	Cotton Dresses	1	0	7	0	7	0	19	0
338	Cotton Knit Shirts, MB	0	1	55	0	1	52	673	0
339	Cotton Knit Shirts, WGI	1	1	26	0	38	23	170	39
340	Cotton Non-knit Shirts, MB	0	0	8	0	0	0	29	0
341	Cotton Non-knit Shirts, WGI	63	31	6	0	156	46	33	0
342	Cotton Skirts	38	80	72	54	235	445	330	379
345	Cotton Sweaters	338	367	380	308	2,823	3,369	4,192	2,604
347	Cotton Trousers, MB	50	80	47	10	31	595	385	78
348	Cotton Trousers, WGI	198	167	361	635	471	934	1,889	1,926
359	Other Cotton Apparel	24	26	368	460	79	101	562	935
369	Other Cotton Manufactures	6	19	15	5	25	54	40	23
400	Wool Tops & Yarn	212	17	61	116	342	61	162	206
410	Woolen & Worsted Fabric	1,366	1,695	1,820	1,475	5,364	7,305	10,200	7,426
414	Other Wool Fabrics	84	33	30	10	424	202	133	25
431	Wool Gloves and Mittens	0	0	0	3	0	0	2	69
432	Wool Hosiery	0	0	0	1	1	0	5	41
433	Wool Suit-type Coats, MB	441	253	48	58	4,251	3,236	738	899
434	Other Wool Coats, MB	266	207	320	304	2,210	2,306	3,784	3,511
435	Wool Coats, WGI	1,633	1,160	1,517	1,208	10,005	8,058	13,660	10,030
436	Wool Dresses	14	0	2	0	104	0	27	0
438	Wool Knit Shirts	17	3	1	2	158	36	19	74
440	Wool Non-knit Shirts	4	0	8	0	68	0	280	44
442	Wool Skirts	128	51	14	10	1,925	882	243	149
443	Wool Suits, MB	81	121	405	231	918	1,788	6,577	3,848
444	Wool Suits, WGI	98	15	96	26	776	242	1,340	424
445	Wool Sweaters, MB	207	342	350	337	2,956	4,727	6,710	6,354
446	Wool Sweaters, WGI	299	256	194	111	5,781	5,056	6,087	3,393
447	Wool Trousers, MB	64	64	195	70	617	1,251	2,000	1,186
448	Wool Trousers, WGI	65	22	10	1	629	284	164	17
459	Other Wool Apparel	667	917	194	179	4,240	7,082	1,527	1,356
464	Wool Blankets	0	0	2	307	1	1	7	2,198
465	Wool Floor Coverings	25	0	0	0	116	0	3	3
469	Other Wool Manufactures	34	185	0	17	106	548	0	52
606	Non-textured Filament Yarns	0	0	6	119	0	0	2	38
620	Other Woven Filament Fabrics	0	0	46	80	0	0	83	133
630	MMF Handkerchiefs	0	0	0	.	1	0	0	.
633	MMF Suit-type Coats, MB	15	4	0	.	177	51	0	.
634	Other MMF Coats, MB	15	31	0	0	136	320	0	0
635	MMF Coats, WGI	40	18	0	210	82	34	0	526
636	MMF Dresses	0	0	5	0	0	0	10	0
641	MMF Non-knit Shirts, WGI	0	0	0	.	0	1	0	.

C-151

U.S. general imports from URUGUAY by MFA categories, 1987-90

Category	Description	1987	1988	1989	1990	1987	1988	1989	1990
		--1,000 equivalent square meters--				--1,000 dollars--			
642	MMF Skirts	18	0	0	0	91	0	5	0
644	MMF Suits, WGI	0	0	0	0	0	0	0	0
645	MMF Sweaters, MB	1	5	0	9	3	14	3	35
646	MMF Sweaters, WGI	26	46	5	8	88	163	17	21
647	MMF Trousers, MB	0	1	1	0	0	1	3	2
648	MMF Trousers, WGI	0	1	0	100	1	1	0	347
659	Other MMF Apparel	53	100	7	0	54	143	10	2
669	Other MMF Manufactures	.	.	0	0	.	.	0	1
670	MMF Flat Goods, etc.	0	0	0	4	0	0	0	40
831	SLR Gloves	.	.	0	0	.	.	0	1
833	SLR Suit-type Coats, MB	.	.	0	0	.	.	0	1
835	SLR Coats, WGI	26	3	7	0	209	30	73	0
836	SLR Dresses	2	0	0	.	19	0	0	.
840	SLR Non-knit Shirts	1	0	0	.	9	0	0	.
842	SLR Skirts	12	3	3	0	181	34	55	0
844	SLR Suits, WGI	15	5	0	.	136	52	0	.
845	Sweaters, Oth Non-Cot Veg Fibers	0	0	0	0	2	0	1	0
847	SLR Trousers	5	0	5	2	30	0	100	31
859	Other SLR Apparel	6	0	0	0	7	0	2	0
870	SLR Handbags and Flatgoods	.	.	0	1	.	.	0	15
Total		10,554	9,713	9,162	7,604	61,901	63,738	76,211	53,974

Source: Compiled from official statistics of the U.S. Department of Commerce.

Note.--A zero (0) indicates less than \$500 or 500 equivalent square meters. Because of rounding, figures may not add up to totals shown.

U.S. general imports from the U.S.S.R. by MFA categories, 1987-90

Category	Description	1987	1988	1989	1990	1987	1988	1989	1990
		--1,000 equivalent square meters--				-----1,000 dollars-----			
218	Cot or MMF Different Color Yarns	.	.	0	103	.	.	0	90
220	Cot or MMF Special Weave Fabric	.	.	0	48	.	.	0	57
226	Cot or MMF Cheesecloth & Batiste	0	0	172	67	0	0	53	100
237	Playsuits, Sunsuits, etc	0	0	0	.	0	1	0	.
300	Carded Cotton Yarn	1	36	0	.	0	11	0	.
301	Combed Cotton Yarn	0	0	151	0	0	0	62	0
313	Cotton Sheeting	17,600	11,202	22,323	22,764	6,588	3,854	6,381	7,880
314	Cotton Poplin & Broadcloth	70	0	162	0	50	0	495	0
315	Cotton Printcloth	2,150	0	0	.	721	0	0	.
317	Cotton Twills and Sateens	2	0	0	4	1	0	0	4
331	Cotton Gloves & Mittens	.	.	0	0	.	.	0	0
333	Cotton Suit-type Coats, MB	0	3	0	0	0	16	0	1
334	Other Cotton Coats, MB	0	0	3	0	0	0	11	0
335	Cotton Coats, WGI	0	1	1	29	0	9	2	56
336	Cotton Dresses	6	7	0	0	9	17	0	0
338	Cotton Knit Shirts, MB	6	0	1	1	45	0	15	3
339	Cotton Knit Shirts, WGI	0	0	4	3	0	0	13	8
340	Cotton Non-knit Shirts, MB	74	2	0	.	125	10	0	.
341	Cotton Non-knit Shirts, WGI	26	1	0	0	70	30	1	2
347	Cotton Trousers, MB	6	0	0	0	27	0	0	0
348	Cotton Trousers, WGI	29	0	0	0	26	0	0	0
350	Cotton Dressing Gowns	0	0	0	.	1	0	0	.
359	Other Cotton Apparel	1	0	1	0	2	0	5	0
362	Cotton Bedspreads & Quilts	0	0	1	0	0	0	1	0
363	Cotton Pile Towels	0	0	0	0	0	0	0	0
369	Other Cotton Manufactures	0	0	447	1,201	0	0	49	157
410	Woolen & Worsted Fabric	0	0	0	26	0	0	0	96
414	Other Wool Fabrics	2	0	0	0	18	0	0	3
432	Wool Hosiery	0	0	0	0	0	0	1	0
434	Other Wool Coats, MB	0	0	2	0	0	0	2	0
435	Wool Coats, WGI	0	0	0	0	2	0	1	0
442	Wool Skirts	0	0	0	0	0	0	5	1
459	Other Wool Apparel	1	0	0	5	3	7	1	24
465	Wool Floor Coverings	1	1	5	7	109	51	357	294
469	Other Wool Manufactures	0	0	0	.	0	0	0	.
634	Other MMF Coats, MB	0	1	0	.	0	2	0	.
635	MMF Coats, WGI	9	0	0	.	18	0	0	.
636	MMF Dresses	34	20	0	.	54	37	0	.
638	MMF Knit Shirts, MB	8	0	0	.	20	0	0	.
639	MMF Knit Shirts, WGI	8	0	0	.	9	0	0	.
640	MMF Non-knit Shirts, MB	2	0	0	.	5	0	0	.
641	MMF Non-knit Shirts, WGI	1	1	0	.	2	3	0	.
642	MMF Skirts	1	1	0	.	3	3	0	.
644	MMF Suits, WGI	0	0	0	0	0	0	0	1
647	MMF Trousers, MB	2	0	0	.	7	1	0	.
648	MMF Trousers, WGI	0	0	0	4	0	0	0	3
649	MMF Brassieres etc.	2	15	0	0	13	103	1	0
659	Other MMF Apparel	0	30	0	.	0	48	0	.
665	MMF Floor Coverings	0	0	0	0	0	0	2	0
810	SLR Fabric	5	15	0	1	4	25	0	1
845	Sweaters, Oth Non-Cot Veg Fibers	5	0	0	.	34	0	0	.
858	SLR Neckties	0	0	0	0	0	0	1	0
859	Other SLR Apparel	0	0	0	0	0	0	4	0

U.S. general imports from the U.S.S.R. by MFA categories, 1987-90

Category	Description	1987	1988	1989	1990	1987	1988	1989	1990
		--1,000 equivalent square meters--				--1,000 dollars--			
863	SLR Towels	0	0	0	0	0	0	1	1
871	Handbags & Flatgoods, Silk & Veg	0	0	0	0	0	0	0	0
899	Other SLR Manufactures	0	0	1	9	0	0	10	2
Total		20,052	11,338	23,276	24,274	7,966	4,230	7,476	8,785

Source: Compiled from official statistics of the U.S. Department of Commerce.

Note.--A zero (0) indicates less than \$500 or 500 equivalent square meters. Because of rounding, figures may not add up to totals shown.

U.S. general imports from WEST GERMANY by MFA categories, 1987-90

Category	Description	--1,000 equivalent square meters--				-----1,000 dollars-----			
		1987	1988	1989	1990	1987	1988	1989	1990
200	Cot or MMF Yarns, Sewing Thread	520	787	744	561	2,263	2,688	3,014	2,410
201	Cot or MMF Specialty Yarns	870	508	1,013	1,389	1,103	772	1,173	2,282
218	Cot or MMF Different Color Yarns	328	242	411	281	1,382	1,246	2,303	1,737
219	Cot or MMF Duck Fabric	8	5	99	67	70	44	437	351
220	Cot or MMF Special Weave Fabric	1,574	1,696	2,500	2,022	9,666	11,226	13,641	15,711
222	Cot or MMF Knit Fabric	3,148	2,287	9,465	7,384	4,164	3,546	9,409	6,568
223	Cot or MMF Non-woven Fabric	6,142	7,445	50,432	35,976	3,070	4,106	16,961	13,234
224	Cot or MMF Pile & Tufted Fabric	225	243	457	249	2,300	2,377	3,179	2,926
225	Cot or MMF Denim	40	3	1	0	113	16	8	1
226	Cot or MMF Cheesecloth & Batiste	20	44	1,821	2,514	75	145	1,515	2,447
227	Cot or MMF Oxford Cloth	3	8	3	2	7	34	22	10
229	Cot or MMF Special Purpose Fabri	20,789	24,992	18,009	21,069	19,504	22,155	16,000	20,534
237	Playsuits, Sun suits, etc	13	4	1	24	139	39	17	67
239	Cot or MMF Apparel for Infants	18	43	13	17	55	124	128	135
300	Carded Cotton Yarn	2,888	4,739	3,552	483	1,957	3,444	1,799	493
301	Combed Cotton Yarn	107	150	361	789	121	223	256	416
313	Cotton Sheeting	4,924	763	1,611	777	6,728	3,019	4,453	3,768
314	Cotton Poplin & Broadcloth	183	135	380	226	771	599	1,480	1,252
315	Cotton Printcloth	150	49	229	31	376	286	473	181
317	Cotton Twills and Sateens	451	350	211	363	1,885	1,739	955	1,865
326	Cotton Sateens	532	395	410	463	1,930	1,386	1,547	2,151
330	Cotton Handkerchiefs	12	21	16	16	88	75	96	77
331	Cotton Gloves & Mittens	1	1	2	4	14	25	53	181
332	Cotton Hosiery	186	98	126	153	630	388	510	585
333	Cotton Suit-type Coats, MB	33	6	36	28	307	162	738	667
334	Other Cotton Coats, MB	127	153	103	184	500	1,140	963	1,061
335	Cotton Coats, WGI	102	99	95	92	2,038	1,086	2,299	3,370
336	Cotton Dresses	64	64	81	19	619	462	506	434
338	Cotton Knit Shirts, MB	113	43	34	20	1,137	671	587	545
339	Cotton Knit Shirts, WGI	29	19	45	17	751	445	699	684
340	Cotton Non-knit Shirts, MB	401	443	173	191	3,502	3,047	2,573	2,576
341	Cotton Non-knit Shirts, WGI	62	47	30	26	1,535	869	942	1,227
342	Cotton Skirts	63	57	57	28	1,589	862	786	1,076
345	Cotton Sweaters	197	202	111	89	3,217	2,483	2,971	2,839
347	Cotton Trousers, MB	175	191	69	70	1,112	666	832	883
348	Cotton Trousers, WGI	96	80	70	58	1,422	804	1,520	2,207
349	Cotton Brassieres, etc.	1	1	3	0	13	22	33	12
350	Cotton Dressing Gowns	43	56	92	64	399	431	543	451
351	Cotton Nightwear	237	294	41	24	128	106	55	126
352	Cotton Underwear	278	205	126	105	737	805	728	612
353	Cotton Down-filled Coats, MB	0	0	0	0	0	0	3	0
354	Cotton Down-filled Coats, WGI	0	0	0	0	0	0	0	2
359	Other Cotton Apparel	241	271	234	119	1,029	1,166	373	640
360	Cotton Pillowcases	121	54	53	47	706	315	309	413
361	Cotton Sheets	1,403	478	273	266	2,306	904	813	906
362	Cotton Bedspreads & Quilts	717	593	507	165	3,760	3,508	1,162	1,235
363	Cotton Pile Towels	13	47	110	11	128	419	94	152
369	Other Cotton Manufactures	1,120	1,054	2,115	1,075	1,769	1,965	2,728	1,725
400	Wool Tops & Yarn	1,398	1,852	2,289	2,320	3,737	5,704	8,415	8,230
410	Woolen & Worsted Fabric	433	231	199	298	2,757	1,674	1,822	3,505
414	Other Wool Fabrics	1,034	663	556	562	11,040	7,567	6,153	6,756
431	Wool Gloves and Mittens	0	1	0	1	4	10	2	17
432	Wool Hosiery	8	4	13	12	94	91	205	176

## U.S. general imports from WEST GERMANY by MFA categories, 1987-90

Category	Description	1987	1988	1989	1990	1987	1988	1989	1990
		--1,000 equivalent square meters--				--1,000 dollars--			
433	Wool Suit-type Coats, MB	126	168	134	76	2,409	3,004	3,212	1,423
434	Other Wool Coats, MB	472	279	105	127	1,447	733	867	1,099
435	Wool Coats, WGI	373	449	386	394	6,709	6,992	11,228	15,631
436	Wool Dresses	31	41	53	44	876	1,297	1,718	1,856
438	Wool Knit Shirts	3	1	5	4	203	24	269	345
440	Wool Non-knit Shirts	20	9	7	5	466	176	167	161
442	Wool Skirts	100	95	103	91	4,590	4,020	5,198	5,065
443	Wool Suits, MB	293	196	164	105	4,026	9,852	11,912	5,874
444	Wool Suits, WGI	43	28	52	58	1,319	1,163	1,587	4,111
445	Wool Sweaters, MB	37	34	27	22	703	1,052	995	942
446	Wool Sweaters, WGI	100	95	77	61	5,219	5,248	5,249	6,284
447	Wool Trousers, MB	170	149	71	70	1,182	1,670	1,069	1,126
448	Wool Trousers, WGI	68	65	85	91	2,952	2,590	4,550	5,530
459	Other Wool Apparel	674	416	372	345	8,952	6,270	6,216	5,442
464	Wool Blankets	5	3	9	60	177	96	173	253
465	Wool Floor Coverings	130	69	121	148	5,524	2,362	2,464	3,265
469	Other Wool Manufactures	134	151	30	8	960	1,191	120	49
600	Textured Filament Yarns	34,416	14,698	3,270	6,148	14,267	6,774	2,638	4,355
603	Artificial Staple Fiber Yarns	89	459	793	6,099	49	400	637	4,534
604	Synthetic Staple Fiber Yarns	7,450	6,957	7,424	10,322	4,063	3,867	2,788	4,227
606	Non-textured Filament Yarns	143,679	123,184	77,521	63,461	27,136	26,343	18,334	21,132
607	Other MMF Staple Yarns	179	58	491	339	465	166	312	182
611	Woven Fabrics of Artificial Stap	7,874	9,127	15,308	19,714	21,707	31,046	40,559	49,950
613	MMF Sheeting	168	89	102	80	522	348	411	460
614	MMF Poplin and Broadcloth	26	135	60	32	104	551	227	135
615	MMF Printcloth	62	45	27	45	153	162	394	181
617	MMF Twills and Sateens	72	120	96	61	320	253	405	295
618	Woven Fabrics of C-F MMF Yarns	1,028	1,728	689	396	5,432	5,308	2,604	1,342
619	Woven Polyester Filament Fabrics	582	1,877	1,084	531	1,321	2,567	3,734	2,340
620	Other Woven Filament Fabrics	1,784	1,364	1,173	888	6,836	3,398	4,315	3,568
621	Impression Fabric	950	937	350	142	1,187	871	460	175
622	Glass Fiber Fabrics	1,621	2,279	1,969	4,566	2,778	3,466	3,067	6,215
624	MMF Fabric Mixed with Wool	115	53	76	217	432	407	552	1,004
625	MMF Poplin & Broadcloth	1,808	1,455	877	554	6,466	4,773	3,054	2,300
626	MMF Printcloth	90	139	293	189	204	301	1,232	815
627	MMF Sheeting	465	731	280	59	1,466	1,974	1,003	250
628	MMF Twills & Sateens	3,775	1,253	183	19	3,811	1,011	480	60
629	Other MMF Fabric	1,368	1,275	2,640	2,863	5,335	5,518	6,220	11,750
630	MMF Handkerchiefs	1	1	0	0	25	26	0	1
631	MMF Gloves	1	1	0	1	11	22	5	23
632	MMF Hosiery	108	525	29	56	334	491	179	275
633	MMF Suit-type Coats, MB	27	5	1	2	158	70	17	44
634	Other MMF Coats, MB	27	75	21	29	192	274	241	313
635	MMF Coats, WGI	52	130	226	176	1,143	1,386	2,030	4,218
636	MMF Dresses	37	33	70	63	663	681	939	1,161
638	MMF Knit Shirts, MB	4	10	3	3	40	127	55	37
639	MMF Knit Shirts, WGI	14	5	9	7	146	84	160	195
640	MMF Non-knit Shirts, MB	8	17	33	77	54	96	386	801
641	MMF Non-knit Shirts, WGI	50	86	54	55	1,179	1,188	1,487	2,114
642	MMF Skirts	41	34	58	64	1,543	1,050	1,512	2,255
643	MMF Suits, MB	6	24	1	1	35	186	44	75
644	MMF Suits, WGI	16	3	9	24	397	86	245	823
645	MMF Sweaters, MB	4	21	3	2	60	86	37	31
646	MMF Sweaters, WGI	104	41	125	87	930	527	1,671	1,634



U.S. general imports from WEST GERMANY by MFA categories, 1987-90

Category	Description	--1,000 equivalent square meters--				:	--1,000 dollars--			
		1987	1988	1989	1990		1987	1988	1989	1990
647	MMF Trousers, MB	22	107	15	18	:	251	500	297	248
648	MMF Trousers, WGI	27	32	36	71	:	566	792	1,046	1,624
649	MMF Brassieres etc.	3	2	4	1	:	47	35	39	33
650	MMF Dressing Gowns	1	1	5	17	:	3	11	38	57
651	MMF Nightwear	0	30	5	1	:	2	22	16	11
652	MMF Underwear	761	1,742	11	35	:	177	374	33	254
653	MMF Down-filled Coats, MB	1	1	0	0	:	13	4	11	2
654	MMF Down-filled Coats, WGI	0	4	0	0	:	6	4	0	4
659	Other MMF Apparel	3,310	2,176	2,202	3,114	:	6,934	4,525	4,780	6,448
665	MMF Floor Coverings	120	77	236	199	:	1,573	1,428	2,004	2,846
666	Other MMF Furnishings	18,019	10,544	4,355	3,484	:	7,758	4,931	2,433	2,001
669	Other MMF Manufactures	11,361	27,052	2,747	2,001	:	6,174	8,702	1,992	1,636
670	MMF Flat Goods, etc.	95	53	26	36	:	163	137	286	312
800	SLR Yarn	43	43	263	147	:	37	38	174	95
810	SLR Fabric	350	226	169	212	:	1,663	1,855	1,195	1,907
831	SLR Gloves	0	0	0	0	:	1	1	58	15
832	SLR Hosiery	6	33	1	2	:	61	50	3	26
833	SLR Suit-type Coats, MB	41	39	7	1	:	638	826	170	46
834	Other SLR Coats, MB	2	6	0	1	:	42	122	16	28
835	SLR Coats, WGI	32	43	60	53	:	1,159	978	2,054	2,427
836	SLR Dresses	7	15	19	14	:	284	443	812	671
838	SLR Knit Shirts	0	0	4	9	:	42	25	182	179
839	SLR Baby Garments	.	.	0	0	:	.	.	1	1
840	SLR Non-knit Shirts	48	28	70	78	:	3,304	1,447	4,992	7,692
842	SLR Skirts	22	17	22	15	:	1,346	784	1,126	927
843	SLR Suits, MB	2	2	4	9	:	42	197	457	628
844	SLR Suits, WGI	3	7	13	13	:	117	326	629	744
845	Sweaters, Oth Non-Cot Veg Fibers	3	3	21	6	:	108	56	92	104
846	Sweaters, Silk Blends	5	1	0	0	:	136	35	6	2
847	SLR Trousers	33	24	38	31	:	1,020	629	1,592	1,330
850	SLR Robes	2	2	0	6	:	66	61	0	41
851	SLR Nightwear	1	0	0	.	:	18	0	0	.
852	SLR Underwear	17	4	6	7	:	102	18	72	93
858	SLR Neckties	4	0	0	1	:	61	7	15	24
859	Other SLR Apparel	58	43	50	46	:	135	101	239	452
863	SLR Towels	0	0	94	65	:	0	1	46	68
870	SLR Handbags and Flatgoods	1	1	25	5	:	10	7	49	70
871	Handbags & Flatgoods, Silk & Veg	20	7	2	71	:	391	402	386	748
899	Other SLR Manufactures	387	72	382	725	:	1,107	211	472	572
Total		297,324	265,868	227,430	210,326	:	298,985	280,800	305,527	344,001

\*Source: Compiled from official statistics of the U.S. Department of Commerce.

Note.--A zero (0) indicates less than \$500 or 500 equivalent square meters. Because of rounding, figures may not add up to totals shown.

U.S. general imports from YUGOSLAVIA by MFA categories, 1987-90

Category	Description	1987	1988	1989	1990	1987	1988	1989	1990
		--1,000 equivalent square meters--				--1,000 dollars--			
200	Cot or MMF Yarns, Sewing Thread	.	.	0	144	.	.	0	45
201	Cot or MMF Specialty Yarns	268	175	0	.	44	59	0	.
218	Cot or MMF Different Color Yarns	42	0	83	4	28	2	218	9
220	Cot or MMF Special Weave Fabric	162	131	62	234	383	165	105	380
222	Cot or MMF Knit Fabric	0	2	5	197	0	1	2	182
223	Cot or MMF Non-woven Fabric	106	0	280	1,634	11	0	53	389
224	Cot or MMF Pile & Tufted Fabric	0	1	1	8	0	2	3	29
227	Cot or MMF Oxford Cloth	0	9	0	.	0	7	0	.
229	Cot or MMF Special Purpose Fabri	292	191	2	1	31	30	2	3
237	Playsuits, Sun suits, etc	53	1,072	184	197	78	1,212	232	104
239	Cot or MMF Apparel for Infants	5	0	212	182	35	0	710	481
300	Carded Cotton Yarn	12,595	3,875	2,362	4,616	3,962	1,350	634	1,355
301	Combed Cotton Yarn	591	256	0	.	148	88	0	.
313	Cotton Sheeting	8,777	1,114	138	6	3,836	730	46	7
314	Cotton Poplin & Broadcloth	781	0	1	0	322	0	3	0
317	Cotton Twills and Sateens	0	2	1	0	0	6	3	0
326	Cotton Sateens	3	1	0	2	7	2	0	4
333	Cotton Suit-type Coats, MB	58	16	10	32	460	147	80	276
334	Other Cotton Coats, MB	14	79	29	14	63	103	158	131
335	Cotton Coats, WGI	85	356	66	46	233	1,463	428	627
336	Cotton Dresses	155	371	64	304	329	480	106	469
338	Cotton Knit Shirts, MB	140	69	238	258	268	136	505	1,107
339	Cotton Knit Shirts, WGI	2,211	1,661	1,573	1,374	5,589	4,856	3,411	4,653
340	Cotton Non-knit Shirts, MB	5,098	5,568	4,509	2,742	9,341	10,122	7,857	5,110
341	Cotton Non-knit Shirts, WGI	1,109	667	665	403	2,085	1,646	1,244	972
342	Cotton Skirts	190	390	68	44	842	1,234	278	292
345	Cotton Sweaters	26	21	130	25	81	73	378	188
347	Cotton Trousers, MB	176	70	523	1,115	241	240	1,107	1,997
348	Cotton Trousers, WGI	1,495	1,960	2,124	1,540	2,373	2,862	2,833	2,645
350	Cotton Dressing Gowns	155	150	132	234	792	793	668	1,209
351	Cotton Nightwear	264	11	750	55	222	30	879	64
354	Cotton Down-filled Coats, WGI	.	.	0	0	.	.	0	8
359	Other Cotton Apparel	10	36	241	128	34	75	339	202
360	Cotton Pillowcases	0	1	4	15	0	2	17	30
361	Cotton Sheets	0	12	74	79	0	13	107	91
362	Cotton Bedspreads & Quilts	0	6	72	98	0	10	106	111
363	Cotton Pile Towels	119	4	0	.	528	51	0	.
369	Other Cotton Manufactures	908	291	17	95	328	145	27	137
400	Wool Tops & Yarn	0	0	0	1	0	1	0	2
410	Woolen & Worsted Fabric	135	266	158	76	548	1,505	986	250
414	Other Wool Fabrics	4	0	10	0	51	0	17	0
431	Wool Gloves and Mittens	0	0	0	.	0	0	0	.
432	Wool Hosiery	0	0	0	.	1	0	0	.
433	Wool Suit-type Coats, MB	126	164	94	52	1,728	1,777	1,263	831
434	Other Wool Coats, MB	369	475	360	373	4,514	5,066	5,011	5,159
435	Wool Coats, WGI	2,760	1,855	1,215	1,378	13,568	12,423	10,933	11,365
436	Wool Dresses	0	0	0	0	2	0	1	3
438	Wool Knit Shirts	2	0	0	.	23	0	0	.
442	Wool Skirts	227	200	100	138	3,134	2,350	1,129	1,198
443	Wool Suits, MB	419	531	376	253	4,557	4,834	6,438	4,212
444	Wool Suits, WGI	20	39	71	192	132	295	1,066	2,034
445	Wool Sweaters, MB	56	9	3	0	344	66	57	8
446	Wool Sweaters, WGI	3	3	4	13	230	196	185	1,046

C-158

U.S. general imports from YUGOSLAVIA by MFA categories, 1987-90

Category	Description	1987	1988	1989	1990	1987	1988	1989	1990
		--1,000 equivalent square meters--				--1,000 dollars--			
447	Wool Trousers, MB	140	106	38	8	1,452	1,461	393	102
448	Wool Trousers, WGI	363	235	123	351	3,077	2,419	1,408	2,860
459	Other Wool Apparel	57	12	17	2	293	119	98	14
465	Wool Floor Coverings	1	2	3	5	27	61	116	330
469	Other Wool Manufactures	0	0	1	0	0	0	6	0
600	Textured Filament Yarns	0	0	31	24	0	0	44	36
603	Artificial Staple Fiber Yarns	.	.	0	37	.	.	0	18
604	Synthetic Staple Fiber Yarns	1,507	0	2,197	229	820	0	1,081	113
607	Other MMF Staple Yarns	0	0	0	.	0	0	0	.
611	Woven Fabrics of Artificial Stap	256	1,445	4,063	8,208	235	1,374	4,200	7,545
613	MMF Sheeting	1	1	14	26	2	2	21	40
614	MMF Poplin and Broadcloth	.	.	0	125	.	.	0	212
615	MMF Printcloth	0	0	32	0	0	0	41	0
617	MMF Twills and Sateens	0	1	108	0	0	1	104	0
618	Woven Fabrics of C-F MMF Yarns	0	478	5,809	0	0	616	5,191	0
619	Woven Polyester Filament Fabrics	4	3	0	1	7	8	19	3
620	Other Woven Filament Fabrics	2	2	104	265	3	12	167	407
624	MMF Fabric Mixed with Wool	958	3,669	2,750	1,931	2,314	10,300	8,958	6,050
625	MMF Poplin & Broadcloth	0	1	0	541	0	3	0	476
626	MMF Printcloth	0	12	9	53	0	19	14	83
627	MMF Sheeting	1	0	26	0	2	0	58	0
629	Other MMF Fabric	44	111	82	85	20	234	183	204
633	MMF Suit-type Coats, MB	39	44	0	12	474	516	0	130
634	Other MMF Coats, MB	15	1	2	3	129	12	34	42
635	MMF Coats, WGI	44	10	150	66	135	59	965	647
636	MMF Dresses	372	24	1	33	841	59	9	79
638	MMF Knit Shirts, MB	1	0	18	205	7	0	49	732
639	MMF Knit Shirts, WGI	0	68	0	.	0	185	0	.
640	MMF Non-knit Shirts, MB	1,175	1,163	272	282	1,769	2,052	493	534
641	MMF Non-knit Shirts, WGI	1,000	528	1,011	98	3,202	1,975	3,988	596
642	MMF Skirts	296	385	236	100	1,265	1,910	1,235	750
643	MMF Suits, MB	424	515	343	85	3,385	4,540	3,189	862
644	MMF Suits, WGI	8	0	7	0	45	0	194	59
645	MMF Sweaters, MB	1,149	793	1,229	1,826	1,511	1,137	1,735	2,532
646	MMF Sweaters, WGI	2,587	1,292	1,077	937	3,225	1,611	1,179	1,574
647	MMF Trousers, MB	29	43	10	11	527	794	38	117
648	MMF Trousers, WGI	178	15	7	77	313	250	85	842
651	MMF Nightwear	0	0	218	0	0	0	240	0
654	MMF Down-filled Coats, WGI	0	0	5	0	0	0	120	0
659	Other MMF Apparel	15	52	496	48	53	52	431	187
665	MMF Floor Coverings	0	0	0	22	0	0	0	227
666	Other MMF Furnishings	13,760	6,947	5,605	4,540	4,230	2,715	1,924	1,300
669	Other MMF Manufactures	351	1	231	281	52	6	35	44
670	MMF Flat Goods, etc.	126	207	89	8	117	171	51	4
810	SLR Fabric	28	170	226	72	34	432	332	222
831	SLR Gloves	0	0	0	.	0	1	0	.
833	SLR Suit-type Coats, MB	10	1	0	9	92	17	1	119
835	SLR Coats, WGI	2	15	75	44	19	74	505	565
836	SLR Dresses	13	0	0	2	73	0	0	11
838	SLR Knit Shirts	.	.	0	0	.	.	0	3
840	SLR Non-knit Shirts	4	1	0	1	29	6	9	75
842	SLR Skirts	26	9	37	15	128	58	203	183
843	SLR Suits, MB	0	6	1	6	0	152	31	87
844	SLR Suits, WGI	1	0	1	0	10	0	39	9

C-159

U.S. general imports from YUGOSLAVIA by MFA categories, 1987-90

Category	Description	1987	1988	1989	1990	1987	1988	1989	1990
		--1,000 equivalent square meters--				-----1,000 dollars-----			
845	Sweaters, Oth Non-Cot Veg Fibers	.	.	0	17	.	.	0	120
847	SLR Trousers	34	6	41	29	209	52	294	269
859	Other SLR Apparel	.	.	0	9	.	.	0	24
871	Handbags & Flatgoods, Silk & Veg	0	0	6	0	0	0	3	0
899	Other SLR Manufactures	0	0	0	.	0	0	0	.
<b>Total</b>		<b>65,029</b>	<b>40,483</b>	<b>43,816</b>	<b>39,030</b>	<b>91,659</b>	<b>92,117</b>	<b>89,142</b>	<b>80,852</b>

Source: Compiled from official statistics of the U.S. Department of Commerce.

Note.--A zero (0) indicates less than \$500 or 500 equivalent square meters. Because of rounding, figures may not add up to totals shown.